



aerospace
climate control
electromechanical
filtration
fluid & gas handling
hydraulics
pneumatics
process control
sealing & shielding



Parker Industrial Hose

Catalog 4800 October 2011



ENGINEERING YOUR SUCCESS.



This QR tag enables you to see additional product and other content on the web using your mobile phone. You will need a QR reader to get started. Please visit www.mobile-barcodes.com/qr-code-software for more information and a list of QR code readers you can install at no cost.



WARNING – USER RESPONSIBILITY

FAILURE OR IMPROPER SELECTION OR IMPROPER USE OF THE PRODUCTS DESCRIBED HEREIN OR RELATED ITEMS CAN CAUSE DEATH, PERSONAL INJURY AND PROPERTY DAMAGE.

- This document and other information from Parker-Hannifin Corporation, its subsidiaries and authorized distributors provide product or system options for further investigation by users having technical expertise.
- The user, through its own analysis and testing, is solely responsible for making the final selection of the system and components and assuring that all performance, endurance, maintenance, safety and warning requirements of the application are met. The user must analyze all aspects of the application, follow applicable industry standards, and follow the information concerning the product in the current product catalog and in any other materials provided from Parker or its subsidiaries or authorized distributors.
- To the extent that Parker or its subsidiaries or authorized distributors provide component or system options based upon data or specifications provided by the user, the user is responsible for determining that such data and specifications are suitable and sufficient for all applications and reasonably foreseeable uses of the components or systems.



Parker Safety Guide **for Selecting and Using Hose, Tubing, Fittings and Related Accessories**

Parker Publication No. 4400-B.1

Revised: November, 2007

WARNING: Failure or improper selection or improper use of hose, tubing, fittings, assemblies or related accessories (“Products”) can cause death, personal injury and property damage. Possible consequences of failure or improper selection or improper use of these Products include but are not limited to:

- Fittings thrown off at high speed.
- High velocity fluid discharge.
- Explosion or burning of the conveyed fluid.
- Electrocution from high voltage electric powerlines.
- Contact with suddenly moving or falling objects that are controlled by the conveyed fluid.
- Injections by high-pressure fluid discharge.
- Dangerously whipping hose.
- Contact with conveyed fluids that may be hot, cold, toxic or otherwise injurious.
- Sparking or explosion caused by static electricity buildup or other sources of electricity.
- Sparking or explosion while spraying paint or flammable liquids.
- Injuries resulting from inhalation, ingestion or exposure to fluids.

Before selecting or using any Parker hose, fittings or related accessories, it is important that you read and follow the instructions in this Industrial Hose Catalog 4800, and the Parker Safety Guide for Selecting and Using Hose, Fittings and Related Accessories, Parker Publication No. 4400-B.1, November 2007 (refer to the [Safety and Technical section](#) of this catalog). Only hose from Parker's Stratoflex Products Division is approved for in-flight aerospace applications.

Offer of Sale

Parker Hannifin Corporation, its subsidiaries or its authorized distributors hereby offer the items described in this document for sale. The provisions in the [“Offer of Sale” stated on page 455](#) of this catalog govern this offer and its acceptance.

© Copyright 2011, Parker Hannifin Corporation, All Rights Reserved. Trademarks used herein are the property of their respective owners.



Parker Industrial Hose Customer Service
866 810 HOSE (4673) 800 242 HOSE (4673)
Strongsville, OH South Gate, CA
Eastern USA Western USA
www.safehose.com
e-mail: indhose@parker.com

Industrial Hose Products, Catalog 4800

Table of Contents

Alphanumeric Index by Series	ii
Alphabetical Index by Application and Name	v
Introduction	1
Air & Multipurpose	13
Chemical	55
Composite	81
Dock	89
Food & Beverage	99
Material Handling / Dredge	125
Military	161
Oil Field	163
Petroleum – Aircraft	175
Petroleum – Dispenser	183
Petroleum – LPG	193
Petroleum – Transport	211
Refined Fuel & Hose Compatibility Guide	213
PVC	237
Specialty	277
Steam	309
Water	321
Welding	357
Couplings & Equipment	373
Safety & Technical Information	393
Chemical Guides	411
Offer of Sale	455

See Hose Selector Guides at the beginning of each section for a list of the hoses in that section and additional hose information.

Alphanumeric Index by Series

Series	Page	Series	Page	Series	Page
100.....	241	7055.....	353	7142.....	361
106.....	243	7057.....	16	7143.....	344
106 HSG	244	7079.....	345	7161.....	29
115.....	245	7080.....	346	7165.....	308
125.....	257	7081.....	50	7170.....	209
126.....	257	7082.....	50	7172.....	372
128.....	263	7083.....	50	7174.....	190
160.....	264	7092.....	16, 51, 52	7175.....	188
161.....	264	7093.....	16, 51	7180.....	79, 348
162.....	260	7094.....	20	7181.....	291, 349
164.....	260	7095.....	20	7186.....	292, 350
167.....	256	7096.....	16	7187.....	31
202.....	254	7102.....	32	7200.....	320
203.....	254	7107.....	24	7201.....	38
268.....	253	7108.....	80	7204.....	40, 159, 230, 318
389.....	287	7109.....	359	7208E.....	165
395.....	289	7110.....	367	7211.....	27
397.....	288	7114.....	187	7212.....	25
439.....	246	7116M	285	7212BL Coils	53
440.....	246	7120.....	365	7212GY Coils	53
450.....	255	7121.....	365	7213E.....	166
475.....	275	7122.....	210	7215.....	286
709.....	247	7123.....	371	7216.....	215
714.....	248	7124.....	186	7216E.....	216
715.....	262	7126.....	363	7217.....	215
1000.....	83	7132.....	195	7219.....	47, 233, 282
2100.....	84	7132XTC	198	7228T.....	369
3100.....	86	7134.....	31	7229T.....	369
4100.....	87	7137.....	33	7231.....	202
4500.....	85	7138.....	148	7232.....	200
5100.....	88	7139.....	181	7233.....	206
7031.....	16	7140.....	182	7234.....	173
7031R.....	16, 365	7141.....	361	7236.....	129

Alphanumeric Index by Series (Continued)

Series	Page	Series	Page	Series	Page
7243.....	207, 290	7337.....	297	BR.....	355
7244.....	147	7337M	298	ES104	334
7247.....	343	7338.....	299	ES115	335
7251.....	42	7360.....	347	ES145	228
7258.....	341	7363.....	138	ES269	306
7261.....	77	7373T.....	58	ES907	153
7262.....	75	7385.....	295	ES908	154
7263.....	314	7386.....	296	ES937	136
7263C	312	7392.....	324	EW300	329
7263E.....	314	7392E.....	325	EW301	330
7264.....	314	7393.....	141	EW336	144
7264C	312	7395.....	45, 280, 351	EW339	91
7268E.....	43, 339	7396.....	22	EW353	226
7274.....	63	7521.....	251	EW355	92
7276.....	64	7522.....	251	EW360	152
7280.....	185	7523.....	251	EW399	96
7284.....	44, 340	7541.....	271	EW460	97
7285.....	311	7542.....	272	EW499	98, 158
7286C	317	7545.....	273	EW708	155
7288.....	316	7560.....	266	EW709	156
7293.....	294	7561.....	267	EW334	137
7301.....	174	7563.....	268	EW439	93
7306E.....	331	7564.....	269	EW777	145
7306H	332	7570.....	270	EW789	143
7307.....	168	7575.....	274, 300	EW888	142
7308.....	39	7581.....	259	GPH	249
7308E.....	39	7705.....	221	GR.....	355
7309.....	171	7775.....	177	HWR	354
7322.....	19	7776.....	178	LW701	302
7323.....	19	7776CT	179	LW720	303
7325.....	328	7777.....	180	PR.....	354
7330.....	218	8341.....	139	RGR	355
7335.....	169, 336	39521.....	293	SM382	109

Alphanumeric Index by Series (Continued)

Series	Page	Series	Page	Series	Page
SMC683	67	SW356	95	Couplings & Equipment	
SP100	71, 111, 225	SW360	36, 150	20	385
SP204	223	SW373	72, 118	43	379-380
SP330	110	SW383	68, 116	71	380
SP353	224	SW387	157, 232	660-T	391
SP483	70	SW409	149	670-T	391
SS106	204	SW430	103	7610	385
SS107	227	SW431	113	7612	385
SS107R	227	SW456	301	7661	381-384
SS110	34	SW500	326	CGHBL	385
SS111	170, 338	SW560	37, 151	Composite Factory Cplgs	387
SS122	337	SW569	304	COS-K1	388
SS123	128	SW574	73, 120	COS-K2	389
SS131	35	SW593	62	COS-K4	390
SS135	131	SW630	108	CS	384, 385
SS147	132	SW640	102	HBL-C	386
SS155	333	SWC316	220	HY	375-378
SS187	133	SWC316R	220	SMCP	386
SS200	112	SWC325	222	WC	380-381
SS201	130	SWC430	104		
SS225	135	SWC432	105		
SS231	114	SWC509	167		
SS236	146	SWC609	219		
SS247	134	SWC609R	219		
SS254	229	SWC683	65		
SS269	306	SWC683G	65		
SS290	106	SWC693	60, 122		
SW300	327	TKW160	172		
SW319	115	XSP100	71, 111, 225		
SW330	107	Military Hose	162		
SW333	217				
SW336	140				
SW339	94				

Alphabetical Index by Application and Name

Description	Page	Series
Air & Multipurpose		
Air Hose – Factory Assemblies	51	7092, 7093
ARCTIC EDGE™ Low Temperature Multipurpose Hose	32	7102
DAY-FLO® Multipurpose Hose	31	7134, 7187
DRAGON BREATH® Hot Air Blower Hose.....	36	SW360
E-Z FORM™ GS General Service Hose.....	45	7395
E-Z FORM™ MP Multipurpose Hose.....	47	7219
GRIZZLY™ 500 Multipurpose Hose	24	7107
GST® II General Service Hose.....	16	7031(R), 7057, 7092, 7093, 7096
Heavy Duty Multipurpose Discharge Hose.....	35	SS131
Jackhammer Hose – Factory Assemblies	50	7081
JIFFY FLEX™ 250 Push-On Multipurpose Hose.....	29	7161
JIFFY™ Push-On Hose – Factory Coils	53	7212BL, 7212GY
JIFFY™ Push-On Multipurpose Hose	25	7212
MAXIMAIRE® Heavy Duty Air Hose	38	7201
MAXIFLEX® Lightweight Air Hose.....	39	7308, 7308E
Medium Duty Multipurpose Discharge Hose	34	SS110
MPT® II Multipurpose, Oil Resistant Air & Water Hose – Nonconductive	20	7094, 7095
MPW-1000® High Pressure Wire Braid Multipurpose Hose	40	7204
Service Station Hose – Factory Assemblies.....	52	7092
Sledgehammer Hose – Factory Assemblies.....	50	7082, 7083
SPARTAN™ Hot Air Blower Hose	37	SW560
STINGER™ II High Pressure Wire Braid Mine and Multipurpose Hose	43	7268E
SUPER MPT® II Multipurpose, Oil Resistant Air & Water Hose – Nonconductive.....	22	7396
SUPER-FLEX® GS General Service Air & Water Hose.....	19	7322, 7323
SUPER-LOK GS™ Push-On Hose	27	7211
THORO-BRAID® Medium Pressure Wire Braid Multipurpose Hose	42	7251
WHIPPET® 200 Multipurpose Hose	33	7137
YELLOW BIRD® High Pressure Wire Braid Mine and Multipurpose Hose	44	7284

Alphabetical Index by Application and Name (Continued)

Description	Page	Series
Chemical		
Anhydrous Ammonia Hose – Nylon Reinforced.....	75	7262
Anhydrous Ammonia Hose – Stainless Steel Reinforced.....	77	7261
BLUE THUNDER® UHMWPE Chemical Hose	58	7373T
EXACT-CHEM™ Modified XLPE Chemical Hose.....	68	SW383
FEP Chemical Hose.....	72	SW373
LIGHT-N-BRIGHT™ Modified XLPE Chemical Hose.....	70	SP483
Orange PVC Banding Coil/PVC Abrasion Coil	71	SP100, XSP100
Paint Fluid Hose.....	80	7108
Chemical (Continued)		
POLY-CHEM® XLPE Chemical Hose	64	7276
POLY-CHEM® XLPE Corrugated Chemical Hose.....	63	7274
RELIAMAX™ Modified XLPE Crush Resistant Corrugated Chemical Hose	67	SMC683
SPARTAN™ UHMWPE Chemical Hose	62	SW593
THORO-SPRAY® High Pressure Chemical Spray Hose.....	79	7180
TITANFLEX® FEP Chemical Hose	73	SW574
TITANFLEX® Modified XLPE Chemical Hose.....	65	SWC683, SWC683G
TITANFLEX® UHMWPE Chemical Hose.....	60	SWC693
Composite		
Aggressive Chemical Transfer Hose	87	4100
Bottom Loading Hose	85	4500
Chemical Transfer Hose.....	86	3100
Petroleum Transfer Hose	84	2100
PTFE Chemical Transfer Hose.....	88	5100
Vapor Recovery Hose	83	1000
Composite Hose Factory Couplings	387	
Couplings & Equipment.....	375-392	

Alphabetical Index by Application and Name (Continued)

Description	Page	Series
Dock		
Corrugated Flex Barge Dock Hose – Petroleum Service	93	EW439
Heavy Duty Dock Hose – Petrochemical Service	96	EW399
Heavy Duty Dock Hose – Petroleum Service	91	EW339
.....	92	EW355
.....	94	SW339
.....	95	SW356
Hot Tar & Asphalt Hose	98	EW499
Molten Sulphur Dock Hose	97	EW460
Food & Beverage		
Beverage and Potable Water Discharge Hose	106	SS290
Brewers Discharge Hose	112	SS200
Corrugated Food Suction Hose	104	SWC430, SWC432
EXACT-CHEM™ Modified XLPE Chemical and Food Suction Hose	116	SW383
FEP Chemical and Food Suction Hose	118	SW373
Flour Hose	113	SW431
Food Discharge Hose	114	SS231
Food Suction/Hot Air Blower Hose	115	SW319
Food Suction Hose	107	SW330
HARVEST PLUS™ Food Suction Hose	109	SM382
LIGHT-N-BRIGHT™ Food Suction Hose	110	SP330
Orange PVC Banding Coil/PVC Abrasion Coil	111	SP100, XSP100
TITANFLEX® Food Suction Hose	103	SW430
.....	108	SW630
.....	102	SW640
TITANFLEX® FEP Chemical and Food Suction Hose	120	SW574
TITANFLEX® Corrugated Chemical and Food Suction Hose	122	SWC693

Alphabetical Index by Application and Name (Continued)

Description	Page	Series
Material Handling/Dredge		
Concrete Placement Hose	129	7236
Corrugated Rock Dust Hose	141	7393
Corrugated Industrial Vacuum Hose	142	EW C888
Corrugated Material Handling Hose	137	EW C334
Corrugated Material Handling Hose – Suction/Vacuum	145	EW C777
Corrugated Vacuum Truck Hose	143	EW C789
DAY-LITE® Corrugated Material Handling Hose	139	8341
Deadman Twin Sensing Hose	148	7138
DRAGON BREATH® Hot Air Blower Hose	150	SW360
Dredge Sand Suction Hose	155	EW708
.....	156	EW709
Dredge Sleeve	153	ES907
Dry Cement Hose	131	SS135
.....	132	SS147
Elephant Trunk Material Handling Hose	136	ES937
Exacta Pipe Material Handling Hose	144	EW336
GOLIATH™ High Pressure Grout Placement Hose	130	SS201
Heavy Duty Dredge Sleeve	154	ES908
Heavy Duty Dry Cement Hose	134	SS247
Hot Air Blower Hose	152	EW360
Hot Tar & Asphalt Hose	158	EW499
.....	157	SW387
Material Handling Hose	135	SS225
.....	146	SS236
Material Handling Hose – Suction/Vacuum	140	SW336
MPW-1000® High Pressure Wire Braid Multipurpose Hose	159	7204
Premium Concrete Placement Hose	128	SS123
Sand Blast Hose	147	7244

Alphabetical Index by Application and Name (Continued)

Description	Page	Series
Material Handling/Dredge (Continued)		
Sand Recovery Hose – Suction/Vacuum	149	SW409
SPARTAN™ Dry Cement Hose	133	SS187
SPARTAN™ Hot Air Blower Hose	151	SW560
SUPER-FLEX® Corrugated Material Handling Hose	138	7363
Military Hose	162	
Oil Field		
BS & W™ Corrugated Oil Field Suction/Vacuum Hose	166	7213E
BS & W™ Oil Field Suction/Vacuum Hose	165	7208E
Corrugated Fracturing (Frac) Tank Hose	168	7307
High Pressure Jetting Hose	170	SS111
Medium Pressure Jetting Hose	169	7335
Mud Discharge Hose	171	7309
Mud Suction Hose	172	TKW160
TITANFLEX® Corrugated Oil Field Suction/Vacuum Hose	167	SWC509
WILDCATTER® Hot Oiler Hose	174	7301
WILDCATTER® Slim Hole Rotary Drill Hose	173	7234
Petroleum – Aircraft		
Deadman Twin Sensing Hose	181	7139
GOLD LABEL® Aircraft Fueling Hose	177	7775
.....	178	7776
GOLD LABEL® Cold Temperature Aircraft Fueling Hose	179	7776CT
GOLD LABEL® Jac-Riser Aircraft Fueling Hose	180	7777
Twin Sensing Hose	182	7140

Alphabetical Index by Application and Name (Continued)

Description	Page	Series
Petroleum – Dispenser		
Farm Pump/Gravity Tank Fuel Hose – No Static Wire.....	190	7174
Farm Pump/Gravity Tank Fuel Hose – Static Wire	188	7175
FLEX-EVER™ 2000 Hardwall Gasoline Dispenser Hose	185	7280
SOFT-FLEX™ 2000 Softwall Gasoline Dispenser Hose	187	7114
SUPER-FLEX® 2000 Semi-Hardwall Gasoline Dispenser Hose	186	7124
Petroleum – LPG		
X-TREME™ Low Temperature LP Gas Hose	198	7132XTC
LP Gas Hose – UL21, CGA Type 1 Stainless Steel Reinforced	202	7231
UL21, Stainless Steel Reinforced	206	7233
UL21, Stainless Steel Reinforced, Textile Cover	207	7243
LP Gas Hose – UL21, CGA Type I.....	195	7132
.....	200	7232
Petroleum – LPG (Continued)		
LP Gas Hose – UL569, CSA.....	209	7170
LP Gas Hose – Static Wire.....	204	SS106
LP Gas Vapor Hose.....	210	7122
Petroleum – Transport		
Refined Fuel/Hose Compatibility Guide	213-214	
ARCTIC TRANSLITE® Low Temperature Corrugated Tank Truck Hose.....	222	SWC325
E-Z FORM™ MP Multipurpose Hose.....	233	7219
GREEN LABEL™ Corrugated Tank Truck Hose	221	7705
Heavy Duty Petroleum Discharge Hose	228	ES145
Heavy Duty Tank Truck Hose.....	218	7330
.....	226	EW353
Hot Tar & Asphalt Hose	232	SW387
LIGHT-N-BRIGHT™ Corrugated Tank Truck Hose	224	SP353
LIGHT-N-BRIGHT™ PLUS Corrugated Petroleum Drop Hose.....	223	SP204

Alphabetical Index by Application and Name (Continued)

Description	Page	Series
Petroleum – Transport (Continued)		
Lightweight Petroleum Discharge Hose.....	227	SS107, SS107R
.....	229	SS254
MPW-1000® High Pressure Wire Braid Multipurpose Hose	230	7204
Orange PVC Banding Coil/PVC Abrasion Coil	225	SP100, XSP100
Petroleum Suction & Discharge Hose	217	SW333
PETROMAX™ Corrugated Tank Truck Hose	220	SWC316, SWC316R
TITANFLEX® Corrugated Tank Truck Hose.....	219	SWC609, SWC609R
TRANSLITE® Tank Truck Hose	215	7216, 7217
.....	216	7216E
PVC		
DYNAFLEX™ Clear Corrugated PVC Suction Hose	268	7563
DYNAFLEX™ Clear PVC Suction Hose	269	7564
DYNAFLEX™ PVC Corrugated Lightweight Suction Hose	267	7561
DYNAFLEX™ PVC Standard Duty Suction Hose	266	7560
DYNAFLEX™ PVC Suction Hose	270	7570
Fire Extinguisher and Booster Hose.....	256	167
GULLY WASHER® Heavy Duty Lay Flat PVC Water Discharge Hose	273	7545
GULLY WASHER® Medium Duty Lay Flat PVC Water Discharge Hose	272	7542
GULLY WASHER® Standard Duty Lay Flat PVC Water Discharge Hose.....	271	7541
NEXAQUA Potable Water Hose	260	162, 164
NEXAQUA Water Hose	264	160, 161
NEXBRAID® Clear PVC Hose.....	257	125, 126
NEXBRAID® PW Potable Water By-Pass Hose.....	263	128
NEXCLEAR® Clear PVC Tubing	241	100
NEXCOL General Purpose Tubing.....	243	106
NEXCOL HSG Aeration Tubing.....	244	106 HSG
NEXPRIME T Fuel Grade Tubing	245	115
NEXSPRAY Spray Hose	253	268

Alphabetical Index by Application and Name (Continued)

Description	Page	Series
PVC (Continued)		
NEXSPRAY U Urethane/PVC Spray Hose.....	254	202, 203
NEXSYN F65 EPDM/TPV Tubing.....	248	714
NEXSYN G55 General Purpose EPDM/TPV Tubing.....	247	709
NEXSYN H61 EPDM/TPV Hose.....	262	715
NEXVA EVA Hose.....	255	450
NEXVA T EVA Tubing.....	246	439, 440
NEXWRAP Spiral Wrap Chafe Guard.....	275	475
OMNI-FLEX™ PVC Multipurpose Hose.....	251	7521, 7522, 7523
PVC General Purpose Hose.....	249	GPH
PVC Split Cable Guard.....	274	7575
THORO-BRAID® Clear PVC Hose.....	259	7581
Specialty		
ARMADA® Marine Multipurpose, Fuel Fill/Vent and Hardwall Wet Exhaust Hose.....	304	SW569
CARBOBLUE™ DEF Suction Hose.....	286	7215
Corrugated Heavy Duty Fire Engine Suction Hose.....	303	LW720
E-Z FORM™ GS General Service Hose.....	280	7395
E-Z FORM™ MP Multipurpose Hose.....	282	7219
Fire Engine Suction and Discharge Hose.....	301	SW456
Fuel Line/Vapor Emission Hose.....	289	395
Hardwall Furnace Door Coolant Hose.....	296	7386
Heater Hose.....	291	7181
.....	292	7186
Heavy Duty Fire Engine Suction Hose.....	302	LW701
LP Gas Hose – UL21, Stainless Steel Reinforced, Textile Cover.....	290	7243
Marine Softwall Wet Exhaust Hose.....	306	ES269, SS269
Nonreinforced Conduit Hose.....	299	7338
Oxygen Charging Hose.....	294	7293
PVC Split Cable Guard.....	300	7575



Alphabetical Index by Application and Name (Continued)

Description	Page	Series
Specialty (Continued)		
Reinforced Conduit Hose	297	7337
.....	298	7337M
Signal Call Tubing	293	39521
SOFT-FLEX™ DEF Dispenser Hose	285	7116M
Softwall Furnace Door Coolant Hose	295	7385
SUPER-FLEX® FL Barrier Fuel Line Hose	288	397
SUPER-FLEX® FL-7 Barrier Fuel Line Hose	287	389
WAVEMASTER™ Marine Barrier Fuel Line/Vent Hose	308	7165
Steam		
DRAGON BREATH® 250 Oil Resistant Steam Hose	316	7288
DRAGON BREATH® Chlorobutyl Compact Steam Hose	317	7286C
DRAGON BREATH® II Chlorobutyl Barber Pole Steam Hose	311	7285
Hydrocarbon Drain Hose	320	7200
MPW-1000® High Pressure Wire Braid Multipurpose Hose	318	7204
STEAM-LANCE® 250 EPDM Compact Steam Hose	312	7263C, 7264C
STEAM-LANCE® 250 EPDM Steam Hose	314	7263(E), 7264
Water		
Black Molded PVC Strain Relievers/Bend Restrictors	342	S815
BLUE RIBBON® Pressure Washer Hose	343	7247
Contractor's Water Hose – Factory Assemblies	353	7055, 7093
DAY-FLO® EPDM Heavy Duty Water Discharge Hose	332	7306H
ECW™ Economy White Washdown Hose	345	7079
EPDM Water Discharge Hose	331	7306E
E-Z FORM™ GS General Service Hose	351	7395
HDW™ Heavy Duty White Creamery Washdown Hose	346	7080
Heater Hose	349	7181
.....	350	7186
Heavy Duty Water Discharge Hose	334	ES104

Alphabetical Index by Application and Name (Continued)

Description	Page	Series
Water (Continued)		
Heavy Duty Water Suction Hose.....	330	EW301
High Pressure Water Jetting Hose.....	338	SS111
HURRICANE™ Pressure Washer Hose	341	7258
HURRICANE™ Pressure Washer Hose – Factory Assemblies.....	342	7258BK, 7258BL
Lightweight Water Discharge Hose.....	335	ES115
Lightweight Water Jetting Hose.....	337	SS122
Lightweight Water Suction Hose	329	EW300
.....	327	SW300
Medium Duty Water Discharge Hose.....	333	SS155
Medium Pressure Water Jetting Hose	336	7335
Premium Contractor's Water Hose – Factory Assemblies	354	PR
Premium Earthtone Rubber Garden Hose – Factory Assemblies.....	355	BR, GR
Premium Hot Water Hose – Factory Assemblies	354	HWR
Premium Rubber Garden Hose – Factory Assemblies	355	RGR
PWD™ High Pressure Washdown Hose	344	7143
STINGER™ II High Pressure Mine and Multipurpose Hose	339	7268E
SUPER-FLEX® EPDM Heavy Duty Water Suction Hose	328	7325
SUPER-FLEX® EPDM Water Suction Hose.....	324	7392
.....	325	7392E
THORO-SPRAY® High Pressure Chemical Spray Hose.....	348	7180
WALRUS™ EPDM Water Suction Hose	326	SW500
WILDCATTER® White Washdown Hose.....	347	7360
YELLOW BIRD® High Pressure Mine and Multipurpose Hose	340	7284

Alphabetical Index by Application and Name (Continued)

Description	Page	Series
Welding		
Cable Cover Hose.....	372	7172
Grade R Single Line Welding Hose.....	365	7031R, 7120, 7121
Grade T Single Line Welding Hose	361	7141, 7142
Inert Gas Hose.....	371	7123
SIAMEEZ® Grade R Twin Line Welding Hose.....	363	7126
SIAMEEZ® Grade RM Twin Line Welding Hose	367	7110
SIAMEEZ® Grade T Twin Line Welding Hose.....	359	7109
Welding and Scarfing Hose	369	7228T, 7229T

Parker Hannifin Corporation

Your Partner for Motion Control Solutions

Parker Hannifin is a global Fortune 250 Company and the world's leading supplier of motion control products, systems and solutions. The corporation posts over \$12 billion in annual sales and delivers hydraulic, pneumatic, electromechanical, fluid connector and filtration technology to more than 13,000 worldwide distribution and MRO outlets. Parker's extensive product lines encourage single-sourcing of fluid and material transfer, fluid power and motion control applications, and Parker's state-of-the-art solutions—such as integrated systems, kitting services and standard and customized products—are supported by superior application engineering and technical expertise. With global headquarters in Cleveland Ohio, and manufacturing and distribution facilities located strategically throughout North America, Europe, Asia and South America, Parker is truly a global partner. Parker is listed on the NYSE as PH.



Parker Industrial Hose

Industry Organizations

The Parker Industrial Hose Division is well represented and continues to have a strong voice in key industry organizations.

Parker is now a member of a new organization—the [Association for Rubber Products Manufacturers](#). In 2010 Parker transferred its membership from the Rubber Manufacturers Association (RMA) when the Elastomerics Products Group of the RMA formed the ARPM, a separate and distinct organization focusing on hose, belting, molded products, seals and related rubber products and markets. The ARPM maintains an informal relationship with RMA in areas such as nomenclature of published specifications and guidelines, which will be fully transitioned to ARPM as part of an ongoing process. [Refer to page 403](#) for ARPM contact and ordering information.



Parker continues a proud legacy, through acquisition of Dayco and Titan, as a charter member of one of the industry's oldest and most respected organizations—[NAHAD, the National Association for Hose and Accessories Distribution](#). Parker supports the NAHAD Industrial Hose Assembly Specification Guidelines, which were established by NAHAD member volunteers. The guidelines provide performance recommendations for the specification, design and fabrication of hose assemblies and sets a benchmark in our industry for quality, reliability and safety.

Tradition and Growth


Parker industrial hose products are the preferred choice for transferring abrasive materials, acid and chemicals, air, compressed gases, food, fuel, oil, sanitary materials, steam, welding gases, water and many other materials. We manufacture a variety of hoses with covers that are resistant to abrasion, chemicals, flame, heat, oil, ozone, ultraviolet light and weathering.

Parker also penetrates new markets with new capabilities, products and services, leveraging our corporate economic power to pursue a program of aggressive, synergistic growth. During the past several years, Parker has acquired companies that complement the legacy product line, bridging gaps in the product offering and strengthening our overall market position.

Recent activities include:

- Acquisition of Titan Industries, a leading manufacturer of large bore industrial, custom made, food and composite hose.
- Acquisition of Nexgen®, a leading manufacturer of PVC/thermoplastic hose and tubing.
- Institution of Certified Hose Assembly Fabricator programs for aircraft fueling hose and composite hose.
- Development of breakthrough technology, such as extremely abrasion-resistant Cergom material handling hose.
- Introduction of innovative products, such as ultra-flexible E-Z Form™ hose. E-Z Form hose handles extreme bends while allowing full-flow, kink-free performance, replacing formed hoses in many applications—eliminating special tooling costs and orders for minimum production quantities. E-Z Form is available with an oil resistant multipurpose construction and a general service construction for coolant and water applications. Both versions incorporate a helical wire for full suction/vacuum service.

These initiatives enable Parker to participate more fully in existing markets and establish a commanding position in emerging markets.



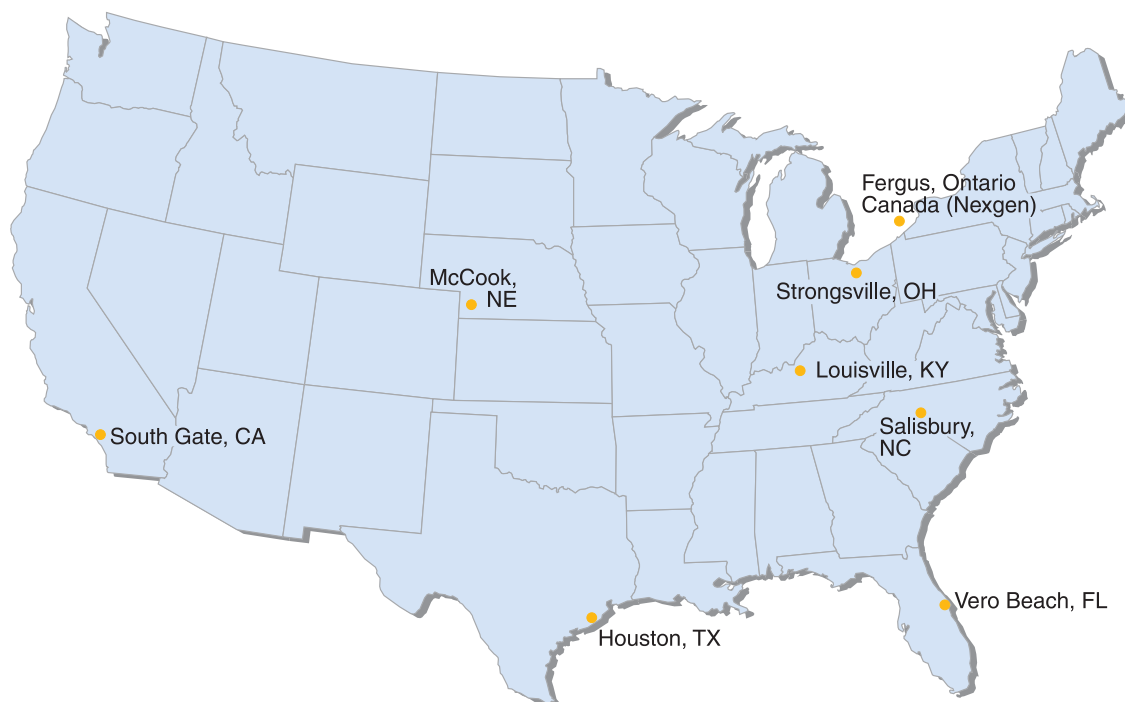
**Series 7395 E-Z Form™
General Service Hose**

Parker now has strategically placed manufacturing capabilities and distribution centers throughout the USA and in Canada:

Site	Primary Products
Strongsville, OH	Division Headquarters
McCook, NE	Air & Multipurpose, Composite, Garden, LPG, Welding Hose
Salisbury, NC	Custom Made Hose
South Gate, CA	Chemical, Food, Material Handling, Petroleum Hose
Vero Beach, FL	Aircraft Fueling, Chemical, Marine, Oil Field, Petroleum Hose
Fergus, ON	PVC/Thermoplastic Hose and Tubing
Houston, TX	Distribution Center
Louisville, KY	Distribution Center

Parker facilities are certified to ISO 9001-2008.

The program of strategic, synergistic growth provides opportunities for end customers to single-source highly engineered industrial hose systems from well-positioned Parker distributor partners.



Industrial Hose Markets/ New Products

Through internal growth and acquisitions we have expanded and strengthened our market position. Here are a few examples:

Markets	New Products
Agriculture	PVC High Pressure Spray Hose, Irrigation Tubing
Aviation	Gold Label® Aircraft Fueling Hose
Construction	Large Bore Welding Hose
Food & Beverage	FDA Titanflex® Food Hose, NSF PVC Hose and Tubing
General Industrial	E-Z Form™ GS and MP Hose, Super-Lok™ GS Push-On Hose
Marine	Armada® Multipurpose Hose, Wavemaster™ Fuel Line Hose
Material Handling	Cergom Hose, Dredge Hose
Mobile Equipment	DEF Hose, Super-Flex® CARB Fuel Line Hose, SAE Heater Hose
Oil and Gas	X-TREME™ Low Temperature LPG Hose, Dock Hose*
Petrochemical	Composite Hose, Barber Pole Steam Hose
Transportation	Arctic Translite®, Light-N-Bright™ Transport Hose

* Includes new Custom Made Hose products and Dock Hose Inspection Program

Capabilities

Parker has installed additional manufacturing capabilities and capacities—providing expanded access to diverse marketplaces. While Parker was already regarded as a world-class supplier of hose products for transferring acid and chemicals, air and water, compressed gas, fuel, oil and steam, the addition of Titan and Nexgen products and markets makes Parker even more formidable.

Composite Hose	1" to 10" ID
Custom Made Hose	2" to 60" ID
Fluoropolymer Hose	1/2" to 6" ID
Food/Sanitary Hose and Tubing	1/2" to 8" ID
PVC Hose and Tubing	**
PVC Tubing	1/16" to 2" ID
PVC Continuous Lengths (Hose)	Up to 1,500 ft.
PVC Continuous Lengths (Tubing)	Up to 10,000 ft.
Silicone Hose	1/4" to 4" ID; shapes
Flex- and Non-Mandrel Hose	3/16" to 1-1/2" ID
Rigid Mandrel Hose	1/2" to 60" ID

** Standard and insulated bundles, communication/control wires, formed hose, bonded/welded multi-line ribbons

Composite Hose

Composite petrochemical hose construction—featuring inner and outer helical wires, with layers of fabrics, films and tubes sandwiched in-between—is durable, economical, flexible, lightweight and resistant to abrasion, kinking and vibration. Parker composite hose assembly systems—using a new generation of hose constructions, innovative dry seal coupling technology and Parker crimping equipment—save time and cost due to quick fabrication, easy installation and superior long-lasting performance.

Parker composite hose—manufactured in a state-of-the-art production environment—is a unique alternative to traditional rubber and metal hose, making it suitable for a wide array of petrochemical fluids in loading/unloading, processing, transfer and transport applications.

We have also introduced an innovative dry seal coupling technology, a transformational process that reduces composite hose assembly fabrication time, minimizes downtime and enhances the appearance of finished assemblies. Parker composite hose dry seal assemblies can be supplied to the application in a fraction of the time.

In the composite hose market, outdated designs, outmoded materials, hand-built manufacturing technology and labor-intensive hose assembly fabrication processes are prevalent. The old way of doing things produces the same old results: high




costs, delayed deliveries and inconsistent quality. The modern Parker composite hose assembly system provides sharp contrast with a performance-engineered, computer-controlled, high quality, quickly delivered product. [Refer to the Composite Hose section of this catalog](#) or *Composite Hose Catalog 4805* for specific product information.

Custom Made Hose (CMH)

Custom Made Hose applications are found in almost every industry, usually requiring special tube and cover compounds or thicknesses, large inside diameters (up to 60" ID), and built-in nipples and flanges or soft cuff ends. Parker is the largest full-service Custom Made Hose supplier in the United States, with our master manufacturing location in Salisbury, North Carolina. We specialize in designing and fabricating application-engineered hoses and assemblies, relying on our extensive experience in the art and science of hose design, engineering, materials and production.

Our experienced hose designers determine the unique requirements of the application and design a hose solution suited for the specific circumstances. Utilizing computer-controlled lathes that ensure consistent wrap pressure and material overlap, our master hose builders complete the project by integrating traditional hand-built hose craftsmanship with modern technology to fabricate an assembly capable of performing in even the most demanding applications.



CMH Design Capabilities

Virtually any feature of a Custom Made Hose can be modified to meet your specific requirements, such as:

- Bend radius
- Cover color and finish (corrugated, gimbel, smooth)
- End fittings
- Inside and outside diameters (see the following “Size Capabilities” chart)
- Length (see chart below)
- Materials (tube and cover)
- Tube thickness
- Weight
- Working pressure

Size Capabilities

Hose ID	Manufactured Length
2" to 16"	Any length to 100 ft. maximum
17" to 48"	Any length to 60 ft. maximum
60"	Any length to 50 ft. maximum

Industries/Applications

Applications requiring Custom Made Hose can be found in nearly every industry, such as:

- Bulk hauling
- Chemical plants
- Concrete plants
- Construction sites
- Dock facilities
- Dredge operations
- Foundries
- Manufacturing plants
- Mining and mineral processing
- Paper mills
- Power plants
- Refineries
- Sand and gravel plants
- Sewage treatment plants
- Steel mills

Cergom Hose



Cergom hose is a special category of Custom Made Hose, featuring a tube comprised of highly abrasion-resistant hexagonal ceramic plates for extreme applications. The hose is suitable for compressed air and vacuum conveying systems for highly abrasive materials, such as ceramic powders, coal powders, dry cement, glass fibers and minerals in applications such as ceramic/glass works, insulating material manufacturing, mining and steel mills. The unique construction provides service life many times longer than traditional rubber material handling hose.

CMH Packaging and Shipping

Drop-shipping bulky, cumbersome and heavy Custom Made Hose is not a problem with special protective bales, crates and slat packaging available to ensure undamaged delivery.

Custom Made Hose / Cergom Hose Engineering and Quotation Hotlines

Critical inquiries require immediate responses for technical service and pricing. Parker has established two toll-free Custom Made Hose hotlines with nationwide service twelve hours every working day. Our experienced and savvy product designers will assist you with application recommendations, designs and quotations.

Salisbury, NC

1-800-438-2004
7:00 am—4:30 pm
Eastern Time

Arvada, CO

1-800-783-3922
10:00 am—7:00 pm
Eastern Time

Popular Custom Made Hose products are located in the [Dock Hose](#) and [Material Handling/Dredge](#) sections of this catalog. Refer to those sections for specific product information, or contact Parker for other inquiries.

Parker Nexgen® PVC/ Thermoplastic Hose and Tubing

Parker Nexgen offers a broad line of standard and custom thermoplastic hose and tubing to meet the constantly changing requirements of diverse marketplaces. From design, development and production to inventory and shipment, we apply our experience and modern processes to deliver hose and tubing solutions. Most low pressure thermoplastic hose and tubing (primarily PVC, but also EVA, PU and TPR) is designed to handle air, mild chemicals and water to take advantage of abrasion and ultraviolet light resistance, and coloration and lightweight characteristics of thermoplastic materials.

We offer traditional hose and tubing and a wide variety of custom made products, many of which meet industry standards such as FDA, NSF and USP, IAPMO and UL. Refer to the PVC section of this catalog for specific product information.



Circle of Safety Philosophy

The Parker Circle of Safety program was the first to recognize and address the exorbitant costs of industrial hose litigation. Although organizations such as NAHAD, in cooperation with Parker and other industry leaders, have established basic hose assembly design and fabrication training programs, there are few comprehensive industrial hose assembly safety standards similar to those established for high-pressure hydraulic hose applications. Since many suppliers in this industry manufacture only one hose assembly component—hose, couplings, or attachment devices—there is great risk for a hose assembly failure due to mismatched or unqualified components. The innovative Parker Circle of Safety program was the first to build a tested and validated link between the component supplier (Parker), the distributor/fabricator and the end-user of the industrial hose assembly. No more mixing and matching of components means no more worries. Parker is the preferred single-source for safe and reliable hose assembly solutions in a wide range of applications and markets.

Qualified and Validated Hose Assemblies

When hose assemblies must operate under high pressures or in critical applications, crimping is recommended over bands or clamps to attach couplings. The Circle of Safety program enables selection of the most appropriate hose, crimp couplings and fabrication methods to ensure that a hose assembly meets the maximum rated working

pressure and design factor of the hose. After testing, qualified crimp specifications are entered onto CrimpSource™, a real-time online database accessible through www.safehose.com. As new hoses are added to the product offering and tested and qualified, CrimpSource is updated with the appropriate hose assembly specifications. Additional crimp specifications are established based upon an easy distributor-request procedure, also accessible through CrimpSource.

Parker Certified Hose Assembly Fabricators

Some industrial hoses, due to the inherently dangerous nature of the media—or the distributor experience and expertise required—are available in bulk only to select distributors. As part of our commitment to safety, Parker has established Certified Hose Assembly Fabricator (CHAF) programs for these products. Parker CHAFs must undergo rigorous training, maintain detailed documentation, submit to regular audits by Parker and invest in appropriate assembly equipment and inventories. Parker CHAF classifications are currently established for Aircraft Fueling Hose, Anhydrous Ammonia Hose and Composite Hose. Distributors interested in participation are requested to contact Parker.



NOTE: Factory assemblies are available from Parker for aircraft fueling and composite hose, but not anhydrous ammonia hose.

Customer Service, Sales and Online Support

Parker provides significant customer support through live, toll-free nationwide Customer Service availability twelve hours per workday, as well as through local Fluid Connectors sales representatives, regional Industrial Hose Sales specialists, Product Sales Managers and Engineers.

Toll-Free Customer Service

8AM – 8PM Eastern Time

866-810-HOSE (4673)

800-242-HOSE (4673)

Website

www.safehose.com

The safehose website is an easy-to-use location for online product support. It contains:

- Product information
- Product selector
- Product cross-reference
- Circle of Safety distributor locator
- CrimpSource crimp specifications
- Technical resources
- Literature downloads and ordering
- Divisional news and event calendar

Hose Selection

This catalog provides guidance for selecting the proper hose for the applications listed herein. It contains many cautions, descriptions, directions and warnings for the safe and proper use of Parker industrial hose. All aspects of hose selection criteria should be clearly understood before recommending, suggesting, specifying or using any hoses.

⚠ WARNING! Failure to follow recommended application information and recommended procedures for selection, installation, care, maintenance and storage of hose, couplings or hose assemblies may result in failure of the product to perform properly and may result in damage to property, serious bodily injury or death. Make sure that hose selected for any application is appropriate and suitable for that service. Application information is given with each hose listed in the Parker catalog. Refer to the [Safety and Technical Data section](#) of this catalog for information regarding safety, care, maintenance and storage. Contact Parker or your local Parker distributor for assistance.

Hose Selection Procedure

- A. If you know the Parker series number, find the page number in the “[Index by Series](#)” on pages ii through iv.
- B. If you don't know the Parker series number, [see the “Index by Application and Name”](#) on pages v through xv, which is divided into various application categories.
- C. If you don't know the Parker series number or name:

Use the “STAMPED” guide to assist in determining the correct hose, coupling, and attachment method when selecting a hose.

SIZE: Hose inside diameter, outside diameter and overall length

TEMPERATURE: Maximum temperature of the material being conveyed and of the application environment

APPPLICATION: External conditions/environment such as abrasion, bend radius, climate/temperature, crushing, flexing, kinking and exposure to chemicals, oil, ozone and ultraviolet light

MEDIA: Type and concentration of material being conveyed and compatibility with the hose

PRESSURE: Maximum system pressure, including pressure spikes

END: Style, type, attachment method, pressure rating and material compatibility of end couplings and connections

DELIVERY: Testing, packaging and delivery requirements

Other considerations: Abrasion, color, conductivity/nonconductivity, suction/vacuum; industry or regulatory specifications or standards

- D. If you can't determine the appropriate or suitable hose or have special requirements, call Parker Customer Service at 866-810-HOSE (4673) or 800-242-HOSE (4673).

The hose listings in this catalog provide detailed information to help select the correct hose for most applications. Also refer to the [Safety and Technical section](#) of this catalog for general product information. The hose listings include recommended coupling styles. Refer to the [Couplings and Equipment section](#) of this catalog for specific product information.

⚠ WARNING! Many product pages contain comparisons to competitor products. These are provided as a tool to identify parts similar in form, fit, or function and are not intended as direct cross-references or direct interchanges to Parker products. The user must take care to compare any variances in materials and constructions between manufacturers, and to ensure the selected hose does not constitute a safety risk or change in required performance. For a more complete guide, refer to www.safehose.com.

Industry and/or Governmental Standards

Parker industrial hose meets a variety of industry and/or governmental specifications and standards. Data in the following table is incorporated in the Hose Selector Guides at the beginning of product sections of this catalog.

Series by Industry and/or Governmental Standard

Industry Stds*	ABYC	ANSI/NSF**		ARPM		API/IP	BS/EN	CARB	CE	CGA	CGA (CAN)	EPA	EU	FDA		
		51	61	IP-7	IP-14	1529	1361			E-1	8.1-M86					
Hose Series	7165	100	128	7031R	7261	7775	7776	389	7165	7109	7132	389	100	100	7570	SW383
	ES269	125	714	7109	7262	7776	7777	397		7141	7132XTC	397	125	125	7581	SW430
	SS269	126	715	7110		7776CT		7165		7142	7170	7165	126	126	SM382	SW431
	SW569	162		7120		7777					7231		162	128	SP330	SW574
		715		7121							7232		714	162	SS200	SW630
				7126									715	164	SS231	SW640
	ABS			7141							CSA			714	SS290	SWC430
	2100			7142							7170			715	SW319	SWC432
														7563	SW330	SWC693
														7564	SW373	

** See product pages for details.

Series by Industry and/or Governmental Standard (Continued)

Industry Stds*	ISO			MSHA		NMMA	NFPA			PMO		RoHS	
	2928-1986 (E)	7840	8469				30A	407	1901, 1962				
Hose Series	SS106	7165	SW569	7107	7337M	7165	7114	7775	LW701	SM382	SW431	100	440
		SW569		7161	7338	SW569	7124	7776	LW720	SP330	SW574	125	450
				7212	7393		7280	7776CT		SS200	SW630	126	714
				7251	7542			7777		SS290	SW640	162	715
				7268E	7545					SW319	SWC430	164	
				7284	7575					SW330	SWC432		
				7337						SW430			

*Industry and/or Governmental Organizations

ABS	American Bureau of Shipping	EU	European Union
ABYC	American Boat and Yacht Council	FDA	Food and Drug Administration
ANSI/NSF	American National Standards Institute/ National Sanitation Foundation	ISO	International Standards Organization
ARPM	Association for Rubber Products Manufacturers	MSHA	Mining Safety and Health Administration
API/IP	American Petroleum Institute/ Institute of Petroleum	NMMA	National Marine Manufacturers Association
BS/EN	British Standard/Européene de Normalisation	NFPA	National Fire Protection Association
CARB	California Air Resource Board	PMO	Pasteurized Milk Ordinance
CE	Conformité Européene	RoHS	Restriction of Hazardous Substances (Directive)
CGA	Compressed Gas Association	SAE	Society of Automotive Engineers
CGA (CAN)	Canadian Gas Association	USDA	United States Department of Agriculture (Sanitary Standards)
CSA	Canadian Standards Association	3-A	
EPA	Environmental Protection Agency	UL	Underwriters Laboratories
		ULC	Underwriters Laboratories Canada
		USP	United States Pharmacopoeia (Convention)

(Continued on the following page)

Series by Industry and/or Governmental Standard (Continued)

Industry Stds*	SAE											USDA			
	J20R2	J20R3EC D2	J20R4	J20R5	J30R5	J30R7	J1527 A1	J1527 A2	J1527 A1-15	J1942	J2006				
Hose Series	SW569	7181	SW569	SW569	SW569	389 395	SW569	SW569	7165	SW569	ES269 SS269 SW569	SM382 SP330 SS200 SS231 SS290 SW319	SW330 SW373 SW383 SW430 SW431 SW574	SW630 SW640 SWC430 SWC432 SWC693	
						J30R14T2									
						389									

Series by Industry and/or Governmental Standard (Continued)

Industry Stds*	3-A			UL				ULC	USCG		US Govt	USP	Non- conductive	
				21	92	569	330/ 30N4	330			A-A-52047 Type VI	Class VI		
Hose Series	SM382	SW330	SW630	7132	167	7170	7114	7114	1000	EW460	100	100	7094	7201
	SP330	SW373	SW640	7132XTC			7124	7124	7165	EW499		125	7095	7385
	SS200	SW383	SWC430	7231			7280	7280	EW339	EW439		126	7107	7396
	SS231	SW430	SWC432	7232					EW355	SW339		162	7161	GPH
	SS290	SW431	SWC693	7233					EW399	SW569			7172	
	SW319	SW574		7243										

*Industry and/or Governmental Organizations

ABS	American Bureau of Shipping	EU	European Union
ABYC	American Boat and Yacht Council	FDA	Food and Drug Administration
ANSI/NSF	American National Standards Institute/ National Sanitation Foundation	ISO	International Standards Organization
ARPM	Association for Rubber Products Manufacturers	MSHA	Mining Safety and Health Administration
API/IP	American Petroleum Institute/ Institute of Petroleum	NMMA	National Marine Manufacturers Association
BS/EN	British Standard/Européene de Normalisation	NFPA	National Fire Protection Association
CARB	California Air Resource Board	PMO	Pasteurized Milk Ordinance
CE	Conformité Européene	RoHS	Restriction of Hazardous Substances (Directive)
CGA	Compressed Gas Association	SAE	Society of Automotive Engineers
CGA (CAN)	Canadian Gas Association	USDA	United States Department of Agriculture (Sanitary Standards)
CSA	Canadian Standards Association	3-A	Underwriters Laboratories
EPA	Environmental Protection Agency	UL	Underwriters Laboratories Canada
		ULC	Underwriters Laboratories Canada
		USP	United States Pharmacopeia (Convention)

Parker Industrial Hose Cross-Reference

The following table identifies the products that have been discontinued since the last printing of this catalog and the product cross-reference, if applicable.

Discontinued Series	Refer to Series
339XX	–
3936X	–
3937X	7523
3938X	–
3939X	7522
7101	7134
7114GRM	–
7119	7187
7132XT	7132XTC
7173	7174
7208	7208E
7209	LW720
7210	LW701
7213	7213E
7218	SS135, SS147, SS247
7220	SWC609R
7222	SWC609
7223	SWC609R
7224	SS107R
7225	SS107
7244E	7244
7250	7204
7268	7268E
7270	–
7281	SW360
7286	7286C

Discontinued Series	Refer to Series
7289	7288
7290	SW387
7306M	7306E
7351	SS107
7397	7396
7518	–
7519	–
7520	162
7527	–
7534	–
7558	100
7580	268
7582	7564
7585	–
7586	–
7587	202
7588	203
7589	450
7611	–
7615	–
7628	–
7670	–
7692	–
BW	WC
EW339RB	EW339
EW460RB	EW460

Discontinued Series	Refer to Series
SS104	7306H
SS115	7306E
SS120	SS123
SS124	7705
SS141	7293
SS145	ES145
SS160	7309
SS242	SS107
SS244	7776
SS244CT	7776CT
SS715	7306E
SW303	7216
SW308	7216E
SW309	7216
SW327	SW387
SW344	7777
SW353	7330
SW355	7330
SW369	SW569
SW393	7373T
SW469	SW569
SW501	7392E
SW508	7208E
SW549	7705
SWC393	7373T

NOTES:

Air & Multipurpose



Hose Selector Guide – by application

Series	Trademark	Hose Application / Construction / Selector Guide		Tube	Cover	Size Range (in)	Pressure Range (psi)	Temp Range (°F)	Page No.
7031(R) / 7057 / 7092 / 7093 / 7096	GST® II	Air, water	Spiral, green/blue/red/black/yellow	EPDM	EPDM	3/16 - 2	200-300	-40 / +212	16
7094/7095	MPT® II	Air, oil, water	Spiral, red/black	Nitrile	Chloroprene	1/4 - 1-1/2	200-300	-20 / +212	20
7102	ARCTIC EDGE™	Air, oil, water, fuel	Spiral, low temp (-70°F)	Nitrile	Chloroprene	3/8 - 1-1/2	300	-70 / +212	32
7107	GRIZZLY™	Air, oil, water	Spiral, aramid, yellow	Nitrile	Nitrile/PVC	1/4 - 2	500	-40 / +212	24
7134/7187	DAY-FLO®	Air, oil, water	Braided, red/black	Nitrile	Chloroprene	3/16 - 1/2	250-300	-20 / +212	31
7137	WHIPPET®	Air, oil, water	Braided, black	Nitrile	Chloroprene	3/16 - 3/8	200	-40 / +180	33
7161	JIFFY™ FLEX	Air, oil, water	Push-on, spiral	Nitrile	Chloroprene	1/4 - 1/2	250	-20 / +180	29
7201	MAXIMAIRE™	Air, oil, water, large bore	Textile ply, green	Chloroprene	Nitrile/PVC	1/2 - 2	350-500	-20 / +180	38
7204	MPW-1000®	Air, oil (hot), water, steam	Wire braid, black	Nitrile	Chloroprene	1/2 - 1	1000	-20 / +300/+350	40
7211	SUPER-LOK™	Air, water	Push-on, braided	EPDM	EPDM	1/4 - 1/2	300	-40 / +212	27
7212	JIFFY™	Air, oil, water	Push-on, braided	Nitrile	Chloroprene	1/4 - 3/4	300	-40 / +212	25
7219	E-Z Form™ MP	Air, oil, water	Wire helix, flexible	Nitrile	Chloroprene	1/2 - 4	75	-20 / +200	47
7251	THORO-BRAID®	Air, oil, water	Wire braid, yellow	Chloroprene	Nitrile/PVC	1-1/2 - 4	400-600	-20 / +212	42
7268E	STINGER™ II	Air, oil, water	Wire braid, yellow	Nitrile	Nitrile/PVC	3/4 - 2	1000	-20 / +212	43
7284	YELLOW BIRD®	Air, water	Wire braid, yellow	SBR	Nitrile/PVC	3/8 - 1	1000-1500	-20 / +212	44
7308/7308E	MAXIFLEX®	Air, water, large bore	Textile ply, yellow	SBR	SBR	1 - 3	250	-20 / +212	39
7322/7323	SUPER-FLEX® GS	Air, water, large bore	Textile ply, red/black	EPDM	EPDM	1-1/4 - 2	200	-40 / +212	19
7395	E-Z FORM™ GS	Air, coolant, water	Wire helix, flexible	EPDM	EPDM	1/2 - 4	75	-40 / +257	45
7396	SUPER MPT®	Air, oil, water, large bore	Textile ply, red	Nitrile	Chloroprene	1-1/4 - 2	200-300	-20 / +212	22
SS110		Air, oil, water, large bore	Textile ply, black	Nitrile	SBR	1-1/4 - 6	400-500	-40 / +180	34
SS131		Air, oil, water, large bore	Textile ply, blue	Nitrile	Synthetic	1-1/2 - 4	800-1000	-40 / +180	35
SW360		Air, water, large bore	Wire helix, high temp	EPDM	EPDM	2 - 6	100-200	-40 / +350	36
SW560	SPARTAN™	Air, water, large bore	Wire helix, high temp	EPDM	EPDM	2 - 4	100-125	-40 / +350	37
Assemblies		Air		—	—	—	—	—	50

NOTE: This is a guide only. It is the responsibility of the end user to select and/or test the most appropriate product for the application. Refer to product pages for specific data. Contact Parker for additional information.

See the following page for the Hose Selector Guide by industry standard. Refer to pages 9-10 for a complete listing of industry standards.

See pages ii through iv for an index of all product series by series number and pages v through xv for an index by application and by series name.

Due to continual product improvements, Parker reserves the right to alter specifications without prior notice.



Hose Selector Guide – by industry standard

Industry Standards	ARPM IP-7	ARPM Oil Resistance Class A Tube	MSHA	Nonconductive
Hose Series	7031R	7094	7107	7094
		7095	7161	7095
		7107	7212	7107
		7134	7251	7161
		7187	7268E	7201
		7161	7284	7396
		7396		

NOTE: This is a guide only. It is the responsibility of the end user to select and/or test the most appropriate product for the application. Refer to product pages for specific data. Contact Parker for additional information.

See the [previous page](#) for the Hose Selector Guide by application. Refer to [pages 9-10](#) for a complete listing of industry standards.

See [pages ii through iv](#) for an index of all product series by series number and [pages v through xv](#) for an index by application and by series name.



Other cover colors available:

7031 (Green)	
7057 (Blue)	
7096 (Yellow)	

GST® II General Service Hose

Series 7031(R) (Green), Series 7057 (Blue), Series 7092 (Red), Series 7093 (Black), and Series 7096 (Yellow)

GST® II hose is a versatile general purpose hose designed to handle air, mild chemicals and water. The hose construction incorporates a tube that is compatible with light oil mists found in air tool lubricating systems, and the multiple plies of textile reinforcement provide flexibility. The cover is resistant to abrasion, heat and ozone, and is available in multiple standard colors for color-coded identification.

NOTE: Do not with use with oil or refined fuel.

Tube:	Black EPDM; ARPM Class C oil resistance
Reinforcement:	Multiple textile plies
Cover:	Black, blue, green, red, yellow EPDM; smooth finish
Temp. Range:	-40°F to +212°F (-40°C to +100°C)
Brand Method:	White ink on black, blue, green, red hose; black ink on yellow hose
Brand Example:	PARKER (SERIES) GST® II (ID) XXX PSI MAX WP MADE IN USA (DATE CODE)
Design Factor:	4:1
Industry Standards:	ARPM Class C oil resistant tube; ARPM IP-7 (7031R only)
Applications:	<ul style="list-style-type: none"> • Air (including oil mist), mild chemicals, water • Agriculture, construction, general industrial
Vacuum:	Not recommended
Compare to:	Boston Bosflex A/W; Gates Adapta Flex; Thermoid Valuflex GS; Veyance Horizon General Purpose
Packaging:	Reels; cartons

(Continued on the following page)

⚠ WARNING! Couplings attached with bands or clamps may reduce the working pressure of the hose assembly to less than the maximum rated working pressure of the hose. [Refer to the NAHAD Industrial Hose Assembly Guidelines.](#)

Series 7031(R), Series 7057, Series 7092, Series 7093, and Series 7096 – GST® II General Service Air & Water Hose (Continued)

Series 7092 (Red) and Series 7093 (Black)

Part Number 7092 or 7093	ID (in)	ID (mm)	Reinf Plies	OD (in)	OD (mm)	Approx Wt (lbs/ft)	Approx Wt (kg/ft)	Min Bend Rad (in)	Min Bend Rad (mm)	Max Rec WP (psi)	Max Rec WP (bar)	Perm Cplg Rec *	Std Pack Qty (ft)	7092 Stock Status **	7093 Stock Status **
-19200	3/16	4.8	2	0.437	11.1	0.07	0.03	2.0	50.8	200	13.8	*	800	N	Y
-19300	3/16	4.8	2	0.437	11.1	0.07	0.03	2.0	50.8	300	20.7	*	800	N	N
-25200	1/4	6.4	2	0.500	12.7	0.09	0.04	2.5	63.5	200	13.8	HY	800	Y	Y
-2520050	1/4	6.4	2	0.500	12.7	0.09	0.04	2.5	63.5	200	13.8	HY	50	Y	N
-25250	1/4	6.4	2	0.508	12.9	0.10	0.05	3.0	76.2	250	17.2	HY	800	N	N
-25300	1/4	6.4	2	0.550	14.0	0.12	0.05	3.3	83.8	300	20.7	HY	800	Y	Y
-2530050	1/4	6.4	2	0.550	14.0	0.12	0.05	3.3	83.8	300	20.7	HY	50	Y	N
-31200	5/16	7.9	2	0.594	15.1	0.12	0.05	3.3	83.8	200	13.8	HY	750	Y	Y
-31300	5/16	7.9	2	0.625	15.9	0.14	0.06	3.5	88.9	300	20.7	HY	750	Y	Y
-3130050	5/16	7.9	2	0.625	15.9	0.14	0.06	3.5	88.9	300	20.7	HY	50	N	N
-38200	3/8	9.5	2	0.656	16.7	0.14	0.06	3.5	88.9	200	13.8	HY	700	Y	Y
-3820050	3/8	9.5	2	0.656	16.7	0.14	0.06	3.5	88.9	200	13.8	HY	50	Y	N
-38250	3/8	9.5	2	0.656	16.7	0.14	0.06	4.0	101.6	250	17.2	HY	700	N	N
-38300	3/8	9.5	2	0.688	17.5	0.16	0.07	4.0	101.6	300	20.7	HY	700	Y	Y
-3830050	3/8	9.5	2	0.688	17.5	0.16	0.07	4.0	101.6	300	20.7	HY	50	Y	N
-50200	1/2	12.7	2	0.813	20.7	0.20	0.09	4.5	114.3	200	13.8	HY	550	Y	Y
-5020050	1/2	12.7	2	0.813	20.7	0.21	0.10	4.5	114.3	200	13.8	HY	50	Y	N
-50250	1/2	12.7	2	0.844	21.4	0.22	0.10	4.5	114.3	250	17.2	HY	550	Y	Y
-50254	1/2	12.7	4	0.860	21.8	0.23	0.10	5.0	127.0	250	17.2	HY	500	N	N
-50304	1/2	12.7	4	0.875	22.2	0.24	0.11	5.0	127.0	300	20.7	HY	500	Y	Y
-5030450	1/2	12.7	4	0.875	22.2	0.24	0.11	5.0	127.0	300	20.7	HY	50	Y	N
-63200	5/8	15.9	2	0.969	24.6	0.24	0.11	5.5	139.7	200	13.8	HY	450	Y	Y
-6320050	5/8	15.9	2	0.969	24.6	0.24	0.11	5.5	139.7	200	13.8	HY	50	Y	Y
-63254	5/8	15.9	4	1.030	26.2	0.32	0.15	6.0	152.4	250	17.2	HY	450	N	N
-63304	5/8	15.9	4	1.062	27.0	0.35	0.16	5.5	139.7	300	20.7	HY	450	Y	Y
-75200	3/4	19.1	2	1.109	28.2	0.32	0.15	6.0	152.4	200	13.8	HY	400	Y	Y
-7520050	3/4	19.1	2	1.109	28.2	0.32	0.15	6.0	152.4	200	13.8	HY	50	Y	Y
-75254	3/4	19.1	4	1.156	29.4	0.37	0.17	6.0	152.4	250	17.2	HY	400	N	N
-7525450	3/4	19.1	4	1.156	29.4	0.37	0.17	6.0	152.4	250	17.2	HY	50	N	N
-75304	3/4	19.1	4	1.156	29.4	0.37	0.17	6.0	152.4	300	20.7	HY	400	Y	Y
-7530450	3/4	19.1	4	1.156	29.4	0.37	0.17	6.0	152.4	300	20.7	HY	50	Y	N
-100200	1	25.4	2	1.406	35.7	0.47	0.21	7.0	177.8	200	13.8	HY	300	Y	Y
-10020050	1	25.4	2	1.406	35.7	0.47	0.21	7.0	177.8	200	13.8	HY	50	Y	Y
-100254	1	25.4	4	1.408	35.8	0.47	0.21	8.0	203.2	250	17.2	HY	300	N	N
-100304	1	25.4	4	1.438	36.5	0.51	0.23	8.0	203.2	300	20.7	HY	300	Y	Y
-10030450	1	25.4	4	1.438	36.5	0.53	0.24	8.0	203.2	300	20.7	HY	50	Y	N

Factory Assemblies: Air, Service Station Air, Jackhammer and Sledgehammer hose assemblies available from stock in popular configurations. Refer to pages 50-52.

* **Couplings:** Refer to CrimpSource at www.safehose.com for coupling recommendations and crimp specifications.

** **Stock:** "Y" indicates stocked item; "N" indicates non-stocked item. Stock status subject to change. Contact Parker Customer Service.

(Continued on the following page)

Series 7031(R), Series 7057, Series 7092, Series 7093, and Series 7096 – GST® II General Service Air & Water Hose (Continued)

Series 7092 (Red) and Series 7093 (Black) (Continued)

Part Number 7092 or 7093	ID (in)	ID (mm)	Reinf Plies	OD (in)	OD (mm)	Approx Wt (lbs/ft)	Approx Wt (kg/ft)	Min Bend Rad (in)	Min Bend Rad (mm)	Max Rec WP (psi)	Max Rec WP (bar)	Perm Cplg Rec *	Std Pack Qty (ft)	7092 Stock Status **	7093 Stock Status **
-125204	1-1/4	31.8	4	1.781	45.2	0.77	0.35	9.0	228.6	200	13.8	HY	250	Y	Y
-150204	1-1/2	38.1	4	2.031	51.6	0.84	0.38	10.0	254.0	200	13.8	43	200	Y	Y
-15020450	1-1/2	38.1	4	2.031	51.6	0.84	0.38	10.0	254.0	200	13.8	43	50	Y	N
-150204100	1-1/2	38.1	4	2.031	51.6	0.84	0.38	10.0	254.0	200	13.8	43	100	Y	N
-200154	2	50.8	4	2.550	64.8	1.13	0.51	14.0	355.6	200	13.8	43	250	Y	Y

Factory Assemblies: Air, Service Station Air, Jackhammer and Sledgehammer hose assemblies available from stock in popular configurations. Refer to pages 50-52.

* **Couplings:** Refer to CrimpSource at www.safehose.com for coupling recommendations and crimp specifications.

** **Stock:** "Y" indicates stocked item; "N" indicates non-stocked item. Stock status subject to change. Contact Parker Customer Service.

Series 7031 / 7031(R) (Green)

7031R meets ARPM IP-7 requirements for Grade R oxygen service in welding applications.

Part Number	ID (in)	ID (mm)	Reinf Plies	OD (in)	OD (mm)	Approx Wt (lbs/ft)	Approx Wt (kg/ft)	Min Bend Rad (in)	Min Bend Rad (mm)	Max Rec WP (psi)	Max Rec WP (bar)	Perm Cplg Rec *	Std Pack Qty (ft)	Stock Status **
7031-50250	1/2	12.7	2	0.844	21.4	0.23	0.10	4.5	114.3	250	17.2	HY	500	Y
7031-75304R	3/4	19.1	4	1.156	29.4	0.37	0.17	6.0	152.4	300	20.7	HY	350	Y
7031-7530450R	3/4	19.1	4	1.156	29.4	0.37	0.17	6.0	152.4	300	20.7	HY	50	Y

* **Couplings:** Refer to CrimpSource at www.safehose.com for coupling recommendations and crimp specifications.

** **Stock:** "Y" indicates stocked item; "N" indicates non-stocked item. Stock status subject to change. Contact Parker Customer Service.

Series 7057 (Blue)

Part Number	ID (in)	ID (mm)	Reinf Plies	OD (in)	OD (mm)	Approx Wt (lbs/ft)	Approx Wt (kg/ft)	Min Bend Rad (in)	Min Bend Rad (mm)	Max Rec WP (psi)	Max Rec WP (bar)	Perm Cplg Rec *	Std Pack Qty (ft)	Stock Status **
7057-50250	1/2	12.7	2	0.844	21.4	0.23	0.10	4.5	114.3	250	17.2	HY	500	Y
7057-75304	3/4	19.1	4	1.156	29.4	0.37	0.17	6.0	152.4	300	20.7	HY	350	Y
7057-7530450	3/4	19.1	4	1.156	29.4	0.37	0.17	6.0	152.4	300	20.7	HY	50	Y

* **Couplings:** Refer to CrimpSource at www.safehose.com for coupling recommendations and crimp specifications.

** **Stock:** "Y" indicates stocked item; "N" indicates non-stocked item. Stock status subject to change. Contact Parker Customer Service.

Series 7096 (Yellow)

Part Number	ID (in)	ID (mm)	Reinf Plies	OD (in)	OD (mm)	Approx Wt (lbs/ft)	Approx Wt (kg/ft)	Min Bend Rad (in)	Min Bend Rad (mm)	Max Rec WP (psi)	Max Rec WP (bar)	Perm Cplg Rec *	Std Pack Qty (ft)	Stock Status **
7096-75304	3/4	19.1	4	1.156	29.4	0.37	0.17	6.0	152.4	300	20.7	HY	400	Y
7096-7530450	3/4	19.1	4	1.156	29.4	0.37	0.17	6.0	152.4	300	20.7	HY	50	Y

* **Couplings:** Refer to CrimpSource at www.safehose.com for coupling recommendations and crimp specifications.

** **Stock:** "Y" indicates stocked item; "N" indicates non-stocked item. Stock status subject to change. Contact Parker Customer Service.



SUPER-FLEX® GS

General Service Air & Water Hose

Series 7322 (Red) and Series 7323 (Black)

Series 7322/7323 is a versatile general purpose hose designed to handle air, mild chemicals and water. The hose incorporates a tube that is compatible with light oil mists, and features a rigid mandrel construction that produces a **true** round, concentric profile for superior coupling fit and retention. The cover is resistant to abrasion, heat and ozone.

NOTE: Do not with use with oil or refined fuel.

Tube:	Black EPDM; ARPM Class C oil resistance
Reinforcement:	Multiple textile plies
Cover:	7322: Red EPDM, wrapped finish 7323: Black EPDM, wrapped finish
Temp. Range:	-40°F to +212°F (-40°C to +100°C)
Brand Method:	7322: White text on red stripe 7323: White text on black stripe
Brand Example:	PARKER SERIES (7322) (7323) SUPER-FLEX® GS 200 PSI MAX WP GENERAL SERVICE MADE IN USA
Design Factor:	4:1
Vacuum:	Not recommended
Industry Standards:	ARPM Class C oil resistant tube
Applications:	<ul style="list-style-type: none"> Air (including oil mist), mild chemicals, water Agriculture, construction, general industrial
Compare to:	Gates AdaptaFlex; Veyance Horizon
Packaging:	Coils, reels ("A" part numbers)

Series 7322 (Red) and Series 7323 (Black)

Part Number 7322 or 7323	ID (in)	ID (mm)	Reinf Plies	OD (in)	OD (mm)	Approx Wt (lbs/ft)	Approx Wt (kg/ft)	Min Bend Rad (in)	Min Bend Rad (mm)	Max Rec WP (psi)	Max Rec WP (bar)	Perm Cplg Rec *	Std Pack Qty (ft)	7322 Stock Status **	7323 Stock Status **
-125200	1-1/4	31.8	2	1.741	44.2	0.71	0.32	7.5	190.5	200	13.8	43	200	Y	Y
-12520050	1-1/4	31.8	2	1.741	44.2	0.71	0.32	7.5	190.5	200	13.8	43	50	Y	N
-125200100	1-1/4	31.8	2	1.741	44.2	0.71	0.32	7.5	190.5	200	13.8	43	100	Y	Y
-125200A	1-1/4	31.8	2	1.741	44.2	0.71	0.32	7.5	190.5	200	13.8	43	400	Y	N
-150200	1-1/2	38.1	2	1.985	50.4	0.82	0.37	8.5	215.9	200	13.8	43	200	Y	Y
-15020050	1-1/2	38.1	2	1.985	50.4	0.82	0.37	8.5	215.9	200	13.8	43	50	Y	N
-150200100	1-1/2	38.1	2	1.985	50.4	0.82	0.37	8.5	215.9	200	13.8	43	100	Y	Y
-150200A	1-1/2	38.1	2	1.985	50.4	0.82	0.37	8.5	215.9	200	13.8	43	400	Y	Y
-200200	2	50.8	4	2.568	65.2	1.23	0.56	12.0	304.8	200	13.8	43	200	Y	Y
-20020050	2	50.8	4	2.568	65.2	1.23	0.56	12.0	304.8	200	13.8	43	50	Y	N
-200200100	2	50.8	4	2.568	65.2	1.23	0.56	12.0	304.8	200	13.8	43	100	Y	Y

* **Couplings:** Refer to CrimpSource at www.safehose.com for coupling recommendations and crimp specifications.

** **Stock:** "Y" indicates stocked item; "N" indicates non-stocked item. Stock status subject to change. Contact Parker Customer Service.

⚠ WARNING! Couplings attached with bands or clamps may reduce the working pressure of the hose assembly to less than the maximum rated working pressure of the hose. Refer to the [NAHAD Industrial Hose Assembly Guidelines](#).



MPT® II Multipurpose Oil Resistant Hose – Nonconductive

Series 7094 (Red) and Series 7095 (Black)

Series 7094/7095 is a versatile, nonconductive multipurpose hose designed to handle air, mild chemicals, oil and water. The hose construction is electrically nonconductive with a minimum resistance of one megaohm per inch at 1000 volts DC. The multiple plies of textile reinforcement provide flexibility and the cover is resistant to oil and weathering.

NOTES:

- Do not use in hot, dry air applications or with refined fuel.
- The user must determine if the hose is suitable for applications subject to electrical hazard. Contact Parker for additional information.

Tube:	Black nitrile; ARPM Class A oil resistance
Reinforcement:	Multiple textile plies
Cover:	7094: Red chloroprene, smooth finish 7095: Black chloroprene, smooth finish
Temp. Range:	-20°F to +212°F (-29°C to +100°C)
Brand Method:	White ink
Brand Example:	PARKER SERIES (7094) (7095) MPT® II (ID) XXX PSI MAX WP MADE IN USA ELECTRICALLY NONCONDUCTIVE (DATE CODE)
Design Factor:	4:1
Industry Standards:	ARPM Class A oil resistant tube; electrically nonconductive with a minimum resistance of one megaohm per inch at 1000 volts DC
Applications:	<ul style="list-style-type: none"> • Air, mild chemicals, oil, water • Cooling lines for electric furnaces and pot lines; lubrication systems • Agriculture, construction, foundries, general industrial
Vacuum:	Not recommended
Compare to:	Boston Shock Safe; Gates PremoFlex/19B; Veyance Ortac/Wingfoot
Packaging:	Reels, cartons

(Continued on the following page)

⚠ WARNING! Couplings attached with bands or clamps may reduce the working pressure of the hose assembly to less than the maximum rated working pressure of the hose. Refer to the [NAHAD Industrial Hose Assembly Guidelines](#).

Series 7094 (Red) and Series 7095 (Black) – MPT® II Multipurpose Oil Resistant Hose – Nonconductive (Continued)

Series 7094 (Red) and Series 7095 (Black)

Part Number 7094 or 7095	ID (in)	ID (mm)	Reinf Plies	OD (in)	OD (mm)	Approx Wt (lbs/ft)	Approx Wt (kg/ft)	Min Bend Rad (in)	Min Bend Rad (mm)	Max Rec WP (psi)	Max Rec WP (bar)	Perm Cplg Rec *	Std Pack Qty (ft)	7094 Stock Status **	7095 Stock Status **
-25200	1/4	6.4	2	0.500	12.7	0.10	0.05	2.0	50.8	200	13.8	HY	800	Y	Y
-25300	1/4	6.4	2	0.550	14.0	0.12	0.05	2.5	63.5	300	20.7	HY	800	Y	Y
-31300	5/16	7.9	2	0.594	15.1	0.13	0.06	3.3	83.8	300	20.7	HY	750	Y	Y
-38200	3/8	9.5	2	0.656	16.7	0.15	0.07	3.8	96.5	200	13.8	HY	700	Y	Y
-38300	3/8	9.5	2	0.688	17.5	0.17	0.08	3.8	96.5	300	20.7	HY	650	Y	Y
-3830050	3/8	9.5	2	0.688	17.5	0.17	0.08	3.8	96.5	300	20.7	HY	50	Y	N
-50200	1/2	12.7	2	0.813	20.7	0.21	0.10	5.0	127.0	200	13.8	HY	550	Y	Y
-50250	1/2	12.7	2	0.844	21.4	0.22	0.10	5.0	127.0	250	17.2	HY	550	Y	N
-50304	1/2	12.7	4	0.875	22.2	0.26	0.12	5.0	127.0	300	20.7	HY	500	Y	Y
-63304	5/8	15.9	4	1.062	27.0	0.38	0.17	6.1	154.9	300	20.7	HY	450	Y	Y
-75200	3/4	19.1	2	1.109	28.2	0.34	0.15	7.5	190.5	200	13.8	HY	400	Y	Y
-7520050	3/4	19.1	2	1.109	28.2	0.34	0.15	7.5	190.5	200	13.8	HY	50	N	N
-75304	3/4	19.1	4	1.156	29.4	0.40	0.18	6.0	152.4	300	20.7	HY	400	Y	Y
-7530450	3/4	19.1	4	1.156	29.4	0.40	0.18	6.0	152.4	300	20.7	HY	50	Y	N
-100200	1	25.4	2	1.406	35.7	0.49	0.22	10.0	254.0	200	13.8	HY	300	Y	Y
-100304	1	25.4	4	1.438	36.5	0.54	0.24	8.0	203.2	300	20.7	HY	300	Y	Y
-125204	1-1/4	31.8	4	1.781	45.2	0.82	0.37	9.0	228.6	200	13.8	HY	250	Y	N
-150204	1-1/2	38.1	4	2.031	51.6	0.90	0.41	10.0	254.0	200	13.8	HY	200	Y	N

* **Couplings:** Refer to CrimpSource at www.safehose.com for coupling recommendations and crimp specifications.

** **Stock:** "Y" indicates stocked item; "N" indicates non-stocked item. Stock status subject to change. Contact Parker Customer Service.



SUPER MPT® II

Multipurpose Oil Resistant Hose – Nonconductive

Series 7396

Series 7396 is a versatile, nonconductive multipurpose hose designed to handle air, mild chemicals, oil and water. The hose is electrically nonconductive with a minimum resistance of one megaohm per inch at 1000 volts DC. The rigid mandrel construction produces a *true* round, concentric profile for superior coupling fit and retention. The cover is resistant to oil and weathering.

NOTES:

- Do not use in hot, dry air applications or with refined fuel.
- The user must determine if the hose is suitable for applications subject to electrical hazard. Contact Parker for additional information.

Tube:	Black nitrile; ARPM Class A oil resistance
Reinforcement:	Multiple textile plies
Cover:	Red chloroprene, wrapped finish
Temp. Range:	-20°F to +212°F (-29°C to +100°C)
Brand Method:	White text on red stripe
Brand Example:	PARKER SERIES 7396 SUPER-MPT® MULTIPURPOSE HOSE XXX PSI MAX WP ELECTRICALLY NONCONDUCTIVE MADE IN USA
Design Factor:	4:1
Industry Standards:	ARPM Class A oil resistant tube; electrically nonconductive with a minimum resistance of one megaohm per inch at 1000 volts DC
Applications:	<ul style="list-style-type: none"> • Air, mild chemicals, oil, water • Cooling lines for electric furnaces and pot lines; lubrication systems • Agriculture, construction, foundries, general industrial
Vacuum:	Not recommended
Compare to:	Gates Duroflex; Veyance Ortac 250
Packaging:	Coils, reels ("A" part numbers)

(Continued on the following page)

⚠ WARNING! Couplings attached with bands or clamps may reduce the working pressure of the hose assembly to less than the maximum rated working pressure of the hose. [Refer to the NAHAD Industrial Hose Assembly Guidelines.](#)

Series 7396 – SUPER MPT® II Multipurpose Oil Resistant Hose – Nonconductive (Continued)

Part Number	ID (in)	ID (mm)	Reinf Plies	OD (in)	OD (mm)	Approx Wt (lbs/ft)	Approx Wt (kg/ft)	Min Bend Rad (in)	Min Bend Rad (mm)	Max Rec WP (psi)	Max Rec WP (bar)	Perm Cplg Rec *	Std Pack Qty (ft)	Stock Status **
7396-12520050	1-1/4	31.8	2	1.741	44.2	0.70	0.32	7.5	190.5	200	13.8	71	50	N
7396-125200100	1-1/4	31.8	2	1.741	44.2	0.70	0.32	7.5	190.5	200	13.8	71	100	Y
7396-125200200	1-1/4	31.8	2	1.741	44.2	0.70	0.32	7.5	190.5	200	13.8	71	200	Y
7396-125200A	1-1/4	31.8	2	1.741	44.2	0.70	0.32	7.5	190.5	200	13.8	71	400	Y
7396-12530050	1-1/4	31.8	2	1.798	45.7	0.79	0.36	7.5	190.5	300	20.7	71	50	N
7396-125300100	1-1/4	31.8	2	1.798	45.7	0.79	0.36	7.5	190.5	300	20.7	71	100	Y
7396-125300200	1-1/4	31.8	2	1.798	45.7	0.79	0.36	7.5	190.5	300	20.7	71	200	Y
7396-125300A	1-1/4	31.8	2	1.798	45.7	0.79	0.36	7.5	190.5	300	20.7	71	400	Y
7396-15020050	1-1/2	38.1	4	1.985	50.4	0.80	0.36	8.5	215.9	200	13.8	71	50	N
7396-150200100	1-1/2	38.1	4	1.985	50.4	0.80	0.36	8.5	215.9	200	13.8	71	100	Y
7396-150200200	1-1/2	38.1	4	1.985	50.4	0.80	0.36	8.5	215.9	200	13.8	71	200	Y
7396-150200A	1-1/2	38.1	4	1.985	50.4	0.80	0.36	8.5	215.9	200	13.8	71	400	Y
7396-15030050	1-1/2	38.1	4	2.025	51.4	0.87	0.39	8.5	215.9	300	20.7	71	50	N
7396-150300100	1-1/2	38.1	4	2.025	51.4	0.87	0.39	8.5	215.9	300	20.7	71	100	Y
7396-150300200	1-1/2	38.1	4	2.025	51.4	0.87	0.39	8.5	215.9	300	20.7	71	200	Y
7396-150300A	1-1/2	38.1	4	2.025	51.4	0.87	0.39	8.5	215.9	300	20.7	71	400	Y
7396-20020050	2	50.8	4	2.568	65.2	1.22	0.55	12.0	304.8	200	13.8	WC	50	N
7396-200200100	2	50.8	4	2.568	65.2	1.22	0.55	12.0	304.8	200	13.8	WC	100	Y
7396-200200200	2	50.8	4	2.568	65.2	1.22	0.55	12.0	304.8	200	13.8	WC	200	Y
7396-20030050	2	50.8	4	2.600	66.0	1.29	0.59	12.0	304.8	300	20.7	WC	50	Y
7396-200300100	2	50.8	4	2.600	66.0	1.29	0.59	12.0	304.8	300	20.7	WC	100	Y
7396-200300200	2	50.8	4	2.600	66.0	1.29	0.59	12.0	304.8	300	20.7	WC	200	Y

* **Couplings:** Refer to CrimpSource at www.safehose.com for coupling recommendations and crimp specifications.

** **Stock:** "Y" indicates stocked item; "N" indicates non-stocked item. Stock status subject to change. Contact Parker Customer Service.



GRIZZLY™ 500 Multipurpose Hose Nonconductive, MSHA Series 7107

Series 7107 is a premium quality multipurpose hose designed to handle air, mild chemicals, oil and water. The hose is electrically nonconductive with a minimum resistance of one megaohm per inch at 1000 volts DC. The multiple plies of high tensile aramid reinforcement provide durability, kink resistance, high pressure capability, superior coupling retention—and the toughness of a heavy duty braided hose in a flexible, plied construction. The bright yellow flame resistant modified nitrile/PVC cover meets MSHA requirements and is also resistant to abrasion, oil and weathering.

NOTES:

- Do not use in hot, dry air applications or with refined fuel.
- The user must determine if the hose is suitable for applications subject to electrical hazard. Contact Parker for additional information.

Tube:	Black nitrile; ARPM Class A oil resistance
Reinforcement:	Multiple aramid plies
Cover:	Yellow nitrile/PVC; smooth finish
Temp. Range:	-40°F to +212°F (-40°C to +100°C)
Brand Method:	Black ink
Brand Example:	PARKER SERIES 7107 GRIZZLY (ID) 500 PSI MAX WP ELECTRICALLY NONCONDUCTIVE MSHA # MADE IN USA B2 (DATE CODE)
Design Factor:	4:1
Industry Standards:	ARPM Class A oil resistance; electrically nonconductive with a minimum resistance of one megaohm per inch at 1000 volts DC; MSHA
Applications:	<ul style="list-style-type: none"> • Air, oil, mild chemicals, water • Agriculture, construction, foundries, general industrial, mines
Vacuum:	Not recommended
Compare to:	Boston Mineforce; Gates Terminator; Veyance Gorilla
Packaging:	Reels, cartons

Part Number	ID (in)	ID (mm)	Reinf Plies	OD (in)	OD (mm)	Approx Wt (lbs/ft)	Approx Wt (kg/ft)	Min Bend Rad (in)	Min Bend Rad (mm)	Max Rec WP (psi)	Max Rec WP (bar)	Perm Cplg Rec *	Std Pack Qty (ft)	Stock Status **
7107-25500	1/4	6.4	4	0.625	15.9	0.16	0.07	2.0	50.8	500	34.5	7661	750	Y
7107-38500	3/8	9.5	4	0.750	19.1	0.20	0.09	3.0	76.2	500	34.5	HY	600	Y
7107-50500	1/2	12.7	4	0.906	22.2	0.27	0.12	3.0	76.2	500	34.5	7661	500	Y
7107-75500	3/4	19.1	4	1.187	30.1	0.40	0.18	5.0	127.0	500	34.5	HY	400	Y
7107-75500050	3/4	19.1	4	1.187	30.1	0.40	0.18	5.0	127.0	500	34.5	HY	24 x 50	N
7107-100500	1	25.4	4	1.500	38.1	0.59	0.27	6.0	152.4	500	34.5	7661	300	Y
7107-125500	1-1/4	31.8	4	1.800	45.7	0.80	0.36	9.0	228.6	500	34.5	43	250	Y
7107-150500	1-1/2	38.1	4	2.031	51.6	0.91	0.41	12.0	304.8	500	34.5	43	200	Y
7107-200500	2	50.8	4	2.670	67.8	1.31	0.59	24.0	609.6	500	34.5	71	100	Y

* **Couplings:** Refer to CrimpSource at www.safehose.com for coupling recommendations and crimp specifications.

** **Stock:** "Y" indicates stocked item; "N" indicates non-stocked item. Stock status subject to change. Contact Parker Customer Service.

WARNING! Couplings attached with bands or clamps may reduce the working pressure of the hose assembly to less than the maximum rated working pressure of the hose. Refer to the [NAHAD Industrial Hose Assembly Guidelines](#).



JIFFY™

Push-On Multipurpose Oil Resistant Hose






MSHA

Series 7212

Series 7212 is a versatile multipurpose push-on hose designed to handle air, mild chemicals, water, oil, and refined fuels such as biodiesel (to B20 in dedicated service), diesel, ethanol and gasoline. The hose construction incorporates a silicone-free tube that does not contaminate air powered paint spray systems. The braided textile reinforcement is applied at a precise angle to provide kink resistance and superior coupling retention—push-on couplings do not require bands, clamps or special tools for installation. The flame resistant cover meets MSHA requirements, is resistant to oil and weathering, and is available in multiple standard colors for color-coded identification.

- NOTES:**
- Do not use for fuel dispensing or service applications requiring API, NFPA, UL, ULC or any other agency approval or listing.
 - [Refer to the table on pages 213-214](#) for fuel compatibility and service conditions.
 - Do not use in hot, dry air applications, impulsing applications, or vehicle fuel systems.
 - Do not use bands or clamps to attach push-on couplings.

Other cover colors available:

7212-BL	
7212-GN	
7212-GY	
7212-RD	
7212-YL	

Tube:	Black nitrile
Reinforcement:	One textile braid
Cover:	Black, blue, gray, green, red or yellow chloroprene; smooth finish
Temp. Range:	-40°F to +212°F (-40°C to +100°C)
Brand Method:	White ink on black, blue and red hose; black ink on green, gray and yellow hose
Brand Example:	PARKER 7212 JIFFY™ HOSE PUSH-ON (ID) 300 PSI MAX WP MSHA # MADE IN USA B2 (DATE CODE)
Design Factor:	4:1
Industry Standards:	MSHA
Applications:	<ul style="list-style-type: none"> • Air, mild chemicals, oil, water; biodiesel (to B20 in dedicated service), diesel, ethanol, gasoline • Air operated paint systems, air tools, transfer lines, vacuum lines • Agriculture, construction, general industrial; automotive/factory color-coded assembly equipment
Compare to:	Gates Python Plus; Thermoid Flex Loc 300; Veyance Autogrip
Vacuum:	1/4" to 1/2" @ 28" Hg; 5/8" to 3/4" @ 15" Hg
Packaging:	Reels

(Continued on the following page)

Series 7212 – JIFFY™ Push-On Multipurpose Oil Resistant Hose, MSHA (Continued)

Part Number	ID (in)	ID (mm)	Reinf Braids	OD (in)	OD (mm)	Approx Wt (lbs/ft)	Approx Wt (kg/ft)	Min Bend Rad (in)	Min Bend Rad (mm)	Max Rec WP (psi)	Max Rec WP (bar)	Perm Cplg Rec *	Std Pack Qty (ft)	Stock Status **
7212-251BK	1/4	6.4	1	0.494	12.5	0.09	0.04	3.0	76.2	300	20.7	HY	700	Y
7212-251BL	1/4	6.4	1	0.494	12.5	0.09	0.04	3.0	76.2	300	20.7	HY	700	Y
7212-251GN	1/4	6.4	1	0.494	12.5	0.09	0.04	3.0	76.2	300	20.7	HY	700	Y
7212-251GY	1/4	6.4	1	0.494	12.5	0.09	0.04	3.0	76.2	300	20.7	HY	700	Y
7212-251RD	1/4	6.4	1	0.494	12.5	0.09	0.04	3.0	76.2	300	20.7	HY	700	Y
7212-381BK	3/8	9.5	1	0.617	15.7	0.12	0.05	3.0	76.2	300	20.7	HY	700	Y
7212-381BL	3/8	9.5	1	0.617	15.7	0.12	0.05	3.0	76.2	300	20.7	HY	700	Y
7212-381GN	3/8	9.5	1	0.617	15.7	0.12	0.05	3.0	76.2	300	20.7	HY	700	Y
7212-381GY	3/8	9.5	1	0.617	15.7	0.12	0.05	3.0	76.2	300	20.7	HY	700	Y
7212-381RD	3/8	9.5	1	0.617	15.7	0.12	0.05	3.0	76.2	300	20.7	HY	700	Y
7212-381YL	3/8	9.5	1	0.617	15.7	0.12	0.05	3.0	76.2	300	20.7	HY	700	Y
7212-501BK	1/2	12.7	1	0.750	19.1	0.15	0.07	5.0	127.0	300	20.7	HY	600	Y
7212-501BL	1/2	12.7	1	0.750	19.1	0.15	0.07	5.0	127.0	300	20.7	HY	600	Y
7212-501GN	1/2	12.7	1	0.750	19.1	0.15	0.07	5.0	127.0	300	20.7	HY	600	Y
7212-501GY	1/2	12.7	1	0.750	19.1	0.15	0.07	5.0	127.0	300	20.7	HY	600	Y
7212-501RD	1/2	12.7	1	0.750	19.1	0.15	0.07	5.0	127.0	300	20.7	HY	600	Y
7212-631BK	5/8	15.9	1	0.906	23.0	0.21	0.10	6.0	152.4	300	20.7	HY	500	Y
7212-631BL	5/8	15.9	1	0.906	23.0	0.21	0.10	6.0	152.4	300	20.7	HY	500	Y
7212-631GN	5/8	15.9	1	0.906	23.0	0.21	0.10	6.0	152.4	300	20.7	HY	500	N
7212-631GY	5/8	15.9	1	0.906	23.0	0.21	0.10	6.0	152.4	300	20.7	HY	500	N
7212-631RD	5/8	15.9	1	0.906	23.0	0.21	0.10	6.0	152.4	300	20.7	HY	500	Y
7212-750BK	3/4	19.1	1	1.091	27.7	0.30	0.14	7.0	177.8	300	20.7	HY	400	Y
7212-750BL	3/4	19.1	1	1.091	27.7	0.30	0.14	7.0	177.8	300	20.7	HY	400	Y
7212-750GN	3/4	19.1	1	1.091	27.7	0.30	0.14	7.0	177.8	300	20.7	HY	400	Y
7212-750GY	3/4	19.1	1	1.091	27.7	0.30	0.14	7.0	177.8	300	20.7	HY	400	Y
7212-750RD	3/4	19.1	1	1.091	27.7	0.30	0.14	7.0	177.8	300	20.7	HY	400	Y

Factory Cut Lengths: Blue and gray hose available from stock in 50-ft. coils. [Refer to page 53.](#)

* **Permanent Couplings:** Refer to CrimpSource at www.safehose.com for coupling recommendations and crimp specifications.

Reattachable Couplings: Parker Series 82 Push-Lok® couplings.

** **Stock:** "Y" indicates stocked item; "N" indicates non-stocked item. Stock status subject to change. Contact Parker Customer Service.



SUPER-LOK GS™

Push-On Hose

Series 7211





Series 7211 is a versatile push-on hose designed to handle air, mild chemicals and water. The hose construction incorporates a silicone-free tube that does not contaminate air powered paint spray systems, and is compatible with light oil mists found in air tool lubricating systems. The braided textile reinforcement is applied at a precise angle to provide kink resistance and superior coupling retention—push-on couplings do not require bands, clamps or special tools for installation. The cover is resistant to abrasion, heat and ozone, and is available in multiple standard colors for color-coded identification.

NOTES:

- Do not use with oil or refined fuel.
- Do not use bands or clamps to attach push-on couplings.

Tube:	Black EPDM; ARPM Class C oil resistance
Reinforcement:	One textile braid
Cover:	Black, blue, green, gray or red EPDM; smooth finish
Temp. Range:	-40°F to + 212°F (-40°C to + 100°C)
Brand Method:	White ink on black, blue and red hose; black ink on green and gray hose
Brand Example:	PARKER 7211 SUPER-LOK GS PUSH-ON HOSE (ID) 300 PSI MAX WP MADE IN USA B2 (DATE CODE)
Design Factor:	4:1
Industry Standards:	None applicable
Applications:	<ul style="list-style-type: none"> • ARPM Class C oil resistant tube • Air (including oil mist), mild chemicals, water • Air operated paint systems, air tools, transfer lines, vacuum lines • Agriculture, construction, general industrial; automotive/factory color-coded assembly equipment
Vacuum:	28" Hg
Packaging:	Reels

Other cover colors available:

7211-BL	
7211-GN	
7211-GY	
7211-RD	

(Continued on the following page)


Series 7211 – SUPER-LOK GS™ Push-On Hose (Continued)

Part Number	ID (in)	ID (mm)	Reinf Braids	OD (in)	OD (mm)	Approx Wt (lbs/ft)	Approx Wt (kg/ft)	Min Bend Rad (in)	Min Bend Rad (mm)	Max Rec WP (psi)	Max Rec WP (bar)	Perm Cplg Rec *	Std Pack Qty (ft)	Stock Status **
7211-251BK	1/4	6.4	1	0.494	12.5	0.09	0.04	3.0	76.2	300	20.7	HY	700	Y
7211-251BL	1/4	6.4	1	0.494	12.5	0.09	0.04	3.0	76.2	300	20.7	HY	700	Y
7211-251GN	1/4	6.4	1	0.494	12.5	0.09	0.04	3.0	76.2	300	20.7	HY	700	N
7211-251GY	1/4	6.4	1	0.494	12.5	0.09	0.04	3.0	76.2	300	20.7	HY	700	Y
7211-251RD	1/4	6.4	1	0.494	12.5	0.09	0.04	3.0	76.2	300	20.7	HY	700	N
7211-381BK	3/8	9.5	1	0.617	15.7	0.12	0.05	3.0	76.2	300	20.7	HY	700	Y
7211-381BL	3/8	9.5	1	0.617	15.7	0.12	0.05	3.0	76.2	300	20.7	HY	700	Y
7211-381GN	3/8	9.5	1	0.617	15.7	0.12	0.05	3.0	76.2	300	20.7	HY	700	N
7211-381GY	3/8	9.5	1	0.617	15.7	0.12	0.05	3.0	76.2	300	20.7	HY	700	Y
7211-381RD	3/8	9.5	1	0.617	15.7	0.12	0.05	3.0	76.2	300	20.7	HY	700	N
7211-501BK	1/2	12.7	1	0.750	19.1	0.15	0.07	5.0	127.0	300	20.7	HY	600	Y
7211-501BL	1/2	12.7	1	0.750	19.1	0.15	0.07	5.0	127.0	300	20.7	HY	600	Y
7211-501GN	1/2	12.7	1	0.750	19.1	0.15	0.07	5.0	127.0	300	20.7	HY	600	N
7211-501GY	1/2	12.7	1	0.750	19.1	0.15	0.07	5.0	127.0	300	20.7	HY	600	Y
7211-501RD	1/2	12.7	1	0.750	19.1	0.15	0.07	5.0	127.0	300	20.7	HY	600	N





* **Permanent Couplings:** Refer to CrimpSource at www.safehose.com for coupling recommendations and crimp specifications.

Reattachable Couplings: Parker Series 82 Push-Lok® couplings.

** **Stock:** “Y” indicates stocked item; “N” indicates non-stocked item. Stock status subject to change. Contact Parker Customer Service.



Other cover colors available:

7161-BL	
7161-GN	
7161-GY	
7161-RD	

JIFFY FLEX™ 250

Push-On Multipurpose Oil Resistant Hose

Nonconductive, MSHA

Series 7161

Series 7161 is a versatile nonconductive multipurpose push-on hose designed to handle air, mild chemicals, oil, and water. The hose construction is electrically nonconductive with a minimum resistance of one megaohm per inch at 1000 volts DC. The silicone-free tube does not contaminate air powered paint spray systems. The multiple plies of textile reinforcement are applied at a precise angle to provide flexibility and superior coupling retention—push-on couplings do not require bands, clamps or special tools for installation. The flame resistant cover meets MSHA requirements, is resistant to oil and weathering, and is available in multiple standard colors for color-coded identification.

- NOTES:**
- Do not use in hot, dry air applications, impulsing applications or vehicle fuel systems.
 - The user must determine if the hose is suitable for applications subject to electrical hazard. Contact Parker for additional information.
 - Do not use bands or clamps to attach push-on couplings.

Tube:	Black nitrile; ARPM Class A oil resistance
Reinforcement:	Multiple textile plies
Cover:	Black, blue, gray, green or red chloroprene; smooth finish
Temp. Range:	-20°F to +180°F (-29°C to +82°C)
Brand Method:	White ink on black, blue and red hoses; black ink on green and gray hoses
Brand Example:	PARKER 7161 JIFFY FLEX™ 250 PUSH-ON HOSE (ID) 250 PSI MAX WP MSHA # ELECTRICALLY NON-CONDUCTIVE MADE IN USA B2 (DATE CODE)
Design Factor:	4:1
Industry Standards:	ARPM Class A oil resistant tube; electrically nonconductive with a minimum resistance of one megaohm per inch at 1000 volts DC; MSHA
Applications:	<ul style="list-style-type: none"> • Air, mild chemicals, oil, water • Air operated paint systems, air tools, transfer lines, vacuum lines • Agriculture, construction, general industrial; automotive/factory color-coded assembly equipment
Vacuum:	Not recommended
Compare to:	Boston Easy Couple; Thermoid Flex-Loc Push On; Veyance InstaGrip 250
Packaging:	Reels

(Continued on the following page)

Series 7161 – JIFFY FLEX™ 250 Push-On Multipurpose Oil Resistant Hose, Nonconductive, MSHA (Continued)

Part Number	ID (in)	ID (mm)	Reinf Plies	OD (in)	OD (mm)	Approx Wt (lbs/ft)	Approx Wt (kg/ft)	Min Bend Rad (in)	Min Bend Rad (mm)	Max Rec WP (psi)	Max Rec WP (bar)	Perm Cplg Rec *	Std Pack Qty (ft)	Stock Status **
7161-25250BK	1/4	6.3	2	0.520	13.2	0.10	0.05	3.0	76.2	250	17.2	HY	500	Y
7161-25250BL	1/4	6.3	2	0.520	13.2	0.10	0.05	3.0	76.2	250	17.2	HY	500	N
7161-25250GY	1/4	6.3	2	0.520	13.2	0.10	0.05	3.0	76.2	250	17.2	HY	500	N
7161-38250BK	3/8	9.5	2	0.645	16.4	0.14	0.06	3.0	76.2	250	17.2	HY	500	Y
7161-38250BL	3/8	9.5	2	0.645	16.4	0.14	0.06	3.0	76.2	250	17.2	HY	500	N
7161-38250GN	3/8	9.5	2	0.645	16.4	0.14	0.06	3.0	76.2	250	17.2	HY	500	N
7161-38250GY	3/8	9.5	2	0.645	16.4	0.14	0.06	3.0	76.2	250	17.2	HY	500	Y
7161-38250RD	3/8	9.5	2	0.645	16.4	0.14	0.06	3.0	76.2	250	17.2	HY	500	N
7161-50250BK	1/2	12.7	2	0.780	19.8	0.18	0.08	5.0	127.0	250	17.2	HY	500	Y
7161-50250BL	1/2	12.7	2	0.780	19.8	0.18	0.08	5.0	127.0	250	17.2	HY	500	N
7161-50250GN	1/2	12.7	2	0.780	19.8	0.18	0.08	5.0	127.0	250	17.2	HY	500	N
7161-50250GY	1/2	12.7	2	0.780	19.8	0.18	0.08	5.0	127.0	250	17.2	HY	500	N
7161-50250RD	1/2	12.7	2	0.780	19.8	0.18	0.08	5.0	127.0	250	17.2	HY	500	N

* **Permanent Couplings:** Refer to CrimpSource at www.safehose.com for coupling recommendations and crimp specifications.

Reattachable Couplings: Parker Series 82 Push-Lok® couplings.

** **Stock:** "Y" indicates stocked item; "N" indicates non-stocked item. Stock status subject to change. Contact Parker Customer Service.



DAY-FLO® Multipurpose Oil Resistant Hose

Series 7134 (Red) and 7187 (Black)

Series 7134/7187 is a versatile, multipurpose hose designed to handle air, mild chemicals, oil, and water. The braided textile reinforcement provides kink resistance and superior coupling retention, and the cover is resistant to oil and weathering.

NOTE: Do not use in hot, dry air applications or with refined fuel.

Tube:	Black nitrile; ARPM Class A oil resistance
Reinforcement:	One or multiple textile braids
Cover:	7134: Red chloroprene, smooth finish 7187: Black chloroprene, smooth finish
Temp. Range:	-20°F to +212°F (-29°C to +100°C)
Brand Method:	White ink
Brand Example:	PARKER SERIES (7134) (7187) DAY-FLO® (ID) XXX PSI MAX WP (DATE CODE)
Design Factor:	4:1
Industry Standards:	ARPM Class A oil resistant tube
Applications:	<ul style="list-style-type: none"> • Air, mild chemicals, oil, water • Agriculture, construction, general industrial
Vacuum:	Not recommended
Compare to:	Boston Easy Couple
Packaging:	Reels

Series 7134 (Red) and Series 7187 (Black)

Part Number 7134 or 7187	ID (in)	ID (mm)	Reinf Braids	OD (in)	OD (mm)	Approx Wt (lbs/ft)	Approx Wt (kg/ft)	Min Bend Rad (in)	Min Bend Rad (mm)	Max Rec WP (psi)	Max Rec WP (bar)	Perm Cplg Rec *	Std Pack Qty (ft)	7134 Stock Status **	7187 Stock Status **
-191	3/16	4.8	1	0.437	11.1	0.08	0.04	2.0	50.8	250	17.2	HY	700	Y	Y
-251	1/4	6.4	1	0.500	12.7	0.09	0.04	2.5	63.5	250	17.2	HY	700	Y	Y
-252	1/4	6.4	2	0.594	15.1	0.15	0.07	3.3	83.8	300	20.7	HY	700	Y	Y
-311	5/16	7.9	1	0.625	15.9	0.14	0.06	3.0	76.2	250	17.2	HY	700	Y	N
-381	3/8	9.5	1	0.687	17.4	0.17	0.08	3.5	88.9	250	17.2	HY	700	Y	Y
-382	3/8	9.5	2	0.719	18.3	0.19	0.09	4.0	101.6	300	20.7	HY	700	Y	Y
-501	1/2	12.7	1	0.812	20.6	0.21	0.10	4.5	114.3	250	17.2	HY	600	Y	Y
-502***	1/2	12.7	2	0.875	22.2	0.26	0.12	4.8	121.9	300	20.7	HY	600	n/a	Y

* **Couplings:** Refer to CrimpSource at www.safehose.com for coupling recommendations and crimp specifications.

** **Stock:** "Y" indicates stocked item; "N" indicates non-stocked item. Stock status subject to change. Contact Parker Customer Service.

*** **Series 7187 only.**

⚠ WARNING! Couplings attached with bands or clamps may reduce the working pressure of the hose assembly to less than the maximum rated working pressure of the hose. [Refer to the NAHAD Industrial Hose Assembly Guidelines.](#)



ARCTIC EDGE™

Low Temperature Multipurpose Hose

Series 7102

Series 7102 is a low temperature, multipurpose hose designed to handle air, mild chemicals, water, oil and refined fuels such as biodiesel (to B20 in dedicated service), diesel, ethanol and gasoline. The hose construction incorporates a static wire as a path to conduct an electrical charge to ground, and the multiple plies of textile reinforcement provide flexibility and kink resistance to -70°F (-54°C). The cover is resistant to oil and weathering, and incorporates a longitudinal solid blue stripe for color-coded identification.

NOTES:

- Refer to the table on pages 213-214 for fuel compatibility and service conditions.
- Do not use for fuel dispensing or service applications requiring API, NFPA, UL, ULC or any other agency approval or listing.

Tube:	Black nitrile
Reinforcement:	Multiple textile plies with static wire
Cover:	Black chloroprene; smooth finish
Temp. Range:	-70°F to +212°F (-57°C to +100°C)
Brand Method:	White ink; solid blue stripe on reverse
Brand Example:	PARKER SERIES 7102 ARCTIC EDGE™ (-70°F) LOW TEMP (ID) 300 PSI MAX WP MADE IN USA (DATE CODE)
Design Factor:	4:1
Industry Standards:	None applicable
Applications:	<ul style="list-style-type: none"> • Air, mild chemicals, oil, water; biodiesel (to B20 in dedicated service), diesel, ethanol, gasoline • Cold weather, refrigerated applications • Agriculture, construction, general industrial
Vacuum:	Not recommended
Compare to:	Thermoid Glacier Multipurpose; Veyance Arctic Ortac
Packaging:	Reels

Part Number	ID (in)	ID (mm)	Reinf Plies	OD (in)	OD (mm)	Approx Wt (lbs/ft)	Approx Wt (kg/ft)	Min Bend Rad (in)	Min Bend Rad (mm)	Max Rec WP (psi)	Max Rec WP (bar)	Perm Cplg Rec *	Std Pack Qty (ft)	Stock Status **
7102-38304	3/8	9.5	4	0.750	19.1	0.21	0.10	3.8	96.5	300	20.7	HY	650	N
7102-50304	1/2	12.7	4	0.906	23.0	0.28	0.13	5.0	127.0	300	20.7	7661	500	N
7102-75304	3/4	19.1	4	1.156	29.4	0.37	0.17	6.0	152.4	300	20.7	HY	400	Y
7102-100304	1	25.4	4	1.458	37.0	0.54	0.24	8.0	203.2	300	20.7	HY	300	Y
7102-125304	1-1/4	31.8	4	1.810	46.0	0.83	0.38	9.0	228.6	300	20.7	HY	250	Y
7102-138304	1-3/8	34.9	4	1.925	48.9	0.89	0.40	9.5	241.3	300	20.7	*	200	N
7102-150304	1-1/2	38.1	4	2.031	51.6	0.92	0.42	10.0	254.0	300	20.7	43	200	Y

* **Couplings:** Refer to CrimpSource at www.safehose.com for coupling recommendations and crimp specifications.

** **Stock:** "Y" indicates stocked item; "N" indicates non-stocked item. Stock status subject to change. Contact Parker Customer Service.

⚠ WARNING! Couplings attached with bands or clamps may reduce the working pressure of the hose assembly to less than the maximum rated working pressure of the hose. Refer to the [NAHAD Industrial Hose Assembly Guidelines](#).



WHIPPET® 200

Multipurpose Hose

Series 7137

Series 7137 is a light duty, multipurpose hose designed to handle air, mild chemicals, oil and water, and is ideal for air hose whip ends, industrial bench work and light duty air lines. The braided textile reinforcement provides kink resistance and superior coupling retention, and the cover is resistant to oil and weathering.

Tube:	Black nitrile
Reinforcement:	One textile braid
Cover:	Black chloroprene; smooth finish
Temp. Range:	-40°F to +180°F (-40°C to +82°C)
Brand Method:	Not branded
Design Factor:	4:1
Industry Standards:	None applicable
Applications:	<ul style="list-style-type: none"> • Air, mild chemicals, oil, water • Air tools, hose whips • Assembly lines, general industrial
Vacuum:	Not recommended
Compare to:	Boston Easy Couple
Packaging:	Reels

Part Number	ID (in)	ID (mm)	Reinf Braids	OD (in)	OD (mm)	Approx Wt (lbs/ft)	Approx Wt (kg/ft)	Min Bend Rad (in)	Min Bend Rad (mm)	Max Rec WP (psi)	Max Rec WP (bar)	Perm Cplg Rec *	Std Pack Qty (ft)	Stock Status **
7137-251	1/4	6.4	1	0.435	11.0	0.06	0.03	2.0	50.8	200	13.8	HY	700	Y
7137-311	5/16	7.9	1	0.531	13.5	0.09	0.04	2.5	63.5	200	13.8	HY	700	Y
7137-381	3/8	9.5	1	0.625	15.9	0.12	0.05	3.5	88.9	200	13.8	HY	700	Y

* **Couplings:** Refer to CrimpSource at www.safehose.com for coupling recommendations and crimp specifications.

** **Stock:** "Y" indicates stocked item; "N" indicates non-stocked item. Stock status subject to change. Contact Parker Customer Service.

⚠ WARNING! Couplings attached with bands or clamps may reduce the working pressure of the hose assembly to less than the maximum rated working pressure of the hose. [Refer to the NAHAD Industrial Hose Assembly Guidelines.](#)



Medium Duty Multipurpose Discharge Hose

Series SS110

Series SS110 is a large diameter, medium duty discharge hose designed to handle air, mild chemicals, oil, and water. The hose construction incorporates a static wire to conduct an electrical charge to ground, and the cover is resistant to abrasion and weathering.

NOTE: Do not use in hot, dry air applications or with refined fuel.

Tube:	Black nitrile
Reinforcement:	Multiple textile plies with static wire
Cover:	Black SBR; perforated wrapped finish
Temp. Range:	-40°F to +180°F (-40°C to +82°C)
Brand Method:	Black text on blue stripe
Brand Example:	PARKER SERIES SS110 MULTIPURPOSE HOSE XXX PSI WP MADE IN USA
Design Factor:	4:1
Applications:	<ul style="list-style-type: none"> Air, mild chemicals, oil, water General industrial, oil field
Vacuum:	Not recommended
Packaging:	Coils

Part Number	ID (in)	ID (mm)	Reinf Plies	OD (in)	OD (mm)	Approx Wt (lbs/ft)	Approx Wt (kg/ft)	Max Rec WP (psi)	Max Rec WP (bar)	Perm Cplg Rec *	Std Pack Qty (ft)	Stock Status **
SS110-1250	1-1/4	31.8	4	1.875	47.6	0.92	0.42	500	34.5	*	100	N
SS110-1500	1-1/2	38.1	4	2.188	55.6	1.09	0.49	500	34.5	*	100	N
SS110-2000	2	50.8	4	2.750	69.9	1.42	0.64	500	34.5	*	100	Y
SS110-2500	2-1/2	63.5	6	3.375	85.7	2.21	1.00	500	34.5	*	100	N
SS110-3000	3	76.2	6	3.875	98.4	2.55	1.16	500	34.5	*	100	N
SS110-4000	4	101.6	6	5.000	127.0	3.72	1.69	500	34.5	*	100	Y
SS110-6000	6	152.4	8	7.125	181.0	6.27	2.84	400	27.6	*	100	N

* **Couplings:** Refer to CrimpSource at www.safehose.com for coupling recommendations and crimp specifications.

** **Stock:** "Y" indicates stocked item; "N" indicates non-stocked item. Stock status subject to change. Contact Parker Customer Service.

⚠ WARNING! Couplings attached with bands or clamps may reduce the working pressure of the hose assembly to less than the maximum rated working pressure of the hose. Refer to the [NAHAD Industrial Hose Assembly Guidelines](#).



Heavy Duty Multipurpose Discharge Hose

Series SS131

Series SS131 is a large diameter, heavy duty discharge hose designed to handle air, mild chemicals, oil, and water. The hose construction incorporates multiple plies of textile reinforcement for extreme pressure capability and kink resistance, and the cover is resistant to abrasion and weathering.

NOTE: Do not use in hot, dry air applications or with refined fuel.

Tube:	Black nitrile
Reinforcement:	Multiple textile plies
Cover:	Blue synthetic rubber; perforated wrapped finish
Temp. Range:	-40°F to +180°F (-40°C to +82°C)
Brand Method:	Blue text on white stripe
Brand Example:	PARKER SERIES SS131 HEAVY DUTY MULTIPURPOSE DISCHARGE HOSE XXX PSI WP MADE IN USA
Design Factor:	4:1
Applications:	<ul style="list-style-type: none"> • Air, mild chemicals, oil, water • Abrasion resistant, very high pressure discharge • General industrial, oil field
Vacuum:	Not recommended
Packaging:	Coils

Part Number	ID (in)	ID (mm)	Reinf Plies	OD (in)	OD (mm)	Approx Wt (lbs/ft)	Approx Wt (kg/ft)	Max Rec WP (psi)	Max Rec WP (bar)	Perm Cplg Rec *	Std Pack Qty (ft)	Stock Status **
SS131-1500	1-1/2	38.1	6	2.375	60.3	1.53	0.69	1000	68.9	*	100	N
SS131-2000	2	50.8	6	3.000	76.2	2.06	0.93	1000	68.9	*	100	N
SS131-3000	3	76.2	6	4.125	104.8	3.27	1.48	800	55.2	*	100	N
SS131-4000	4	101.6	6	5.188	131.8	4.64	2.10	800	55.2	*	100	N

* **Couplings:** Refer to CrimpSource at www.safehose.com for coupling recommendations and crimp specifications.

** **Stock:** "Y" indicates stocked item; "N" indicates non-stocked item. Stock status subject to change. Contact Parker Customer Service.

⚠ WARNING! Couplings attached with bands or clamps may reduce the working pressure of the hose assembly to less than the maximum rated working pressure of the hose. [Refer to the NAHAD Industrial Hose Assembly Guidelines.](#)



DRAGON BREATH® Hot Air Blower Hose

Series SW360

Series SW360 is a heavy duty, high pressure hot air blower hose designed for bulk loading/unloading of dry materials in plants or transport vehicles. The hose transfers hot air from a compressor to the storage bin/cargo bay to propel bulk product. The hose construction incorporates a tube that features a temperature rating to 350°F (177°C) and resists drying out. The dual wire helix provides full suction capability, kink resistance, flexibility for ease of handling and a path to conduct a static electrical charge to ground. The cover resists abrasion, heat and ozone.

NOTE: For larger diameter hose, [refer to Series EW360](#).

Tube:	Black EPDM
Reinforcement:	Multiple textile plies with dual wire helix
Cover:	Black EPDM; wrapped finish
Temp. Range:	-40°F to +350°F (-40°C to +177°C)
Brand Method:	Black text on yellow stripe
Brand Example:	PARKER SERIES SW360 DRAGON BREATH® HOT AIR BLOWER HOSE XXX PSI WP (CAUTION) MADE IN USA
Design Factor:	4:1
Applications:	<ul style="list-style-type: none"> • Hot air blower systems • In-plant transfer; delivery, loading/unloading • General industrial, transportation
Compare to:	Eaton Boston Wildcat Hot Air; Gates Hot Air Blower; Veyance Plicord Torrid Air
Vacuum:	Full
Packaging:	Coils

Part Number	ID (in)	ID (mm)	Reinf Plies	OD (in)	OD (mm)	Approx Wt (lbs/ft)	Approx Wt (kg/ft)	Min Bend Rad (in)	Min Bend Rad (mm)	Max Rec WP (psi)	Max Rec WP (bar)	Perm Cplg Rec *	Std Pack Qty (ft)	Stock Status **
SW360-2000	2	50.8	2	2.500	63.5	1.08	0.49	6.0	152.4	200	13.8	*	100	Y
SW360-3000	3	76.2	2	3.563	90.5	1.78	0.81	12.0	304.8	200	13.8	*	100	Y
SW360-4000	4	101.6	2	4.563	115.9	2.46	1.12	16.0	406.4	125	8.6	*	100	Y
SW360-6000	6	152.4	2	6.813	173.0	5.00	2.27	24.0	609.6	100	6.9	*	100	Y

* **Couplings:** Refer to CrimpSource at www.safehose.com for coupling recommendations and crimp specifications.

** **Stock:** "Y" indicates stocked item; "N" indicates non-stocked item. Stock status subject to change. Contact Parker Customer Service.

⚠️ WARNINGS!

- ▶ Couplings attached with bands or clamps may reduce the working pressure of the hose assembly to less than the maximum rated working pressure of the hose. [Refer to the NAHAD Industrial Hose Assembly Guidelines](#).
- ▶ Do not use with cam and groove couplings, which are designed for use with liquids.



SPARTAN™ Hot Air Blower Hose

Series SW560

Series SW560 is a lightweight, medium pressure hot air blower hose designed for bulk loading/unloading of dry materials in plants or transport vehicles. The hose transfers hot air from a compressor to the storage bin/cargo bay to propel bulk product. The hose construction incorporates a tube that features a temperature rating to 350°F (177°C) and resists drying out. The dual wire helix provides full suction capability, kink resistance, flexibility for ease of handling and a path to conduct a static electrical charge to ground. The cover resists abrasion, heat and ozone.

NOTE: For larger diameter hose, [refer to Series EW360](#).

Tube:	Black EPDM
Reinforcement:	Multiple textile plies with dual wire helix
Cover:	Black EPDM; wrapped finish
Temp. Range:	-40°F to +350°F (-40°C to +177°C)
Brand Method:	Black text on yellow stripe
Brand Example:	PARKER SERIES SW560 SPARTAN™ HOT AIR BLOWER HOSE
Design Factor:	4:1
Applications:	<ul style="list-style-type: none"> • Hot air blower systems • In-plant transfer; delivery, loading/unloading • General industrial, transportation
Vacuum:	Full
Packaging:	Coils

Part Number	ID (in)	ID (mm)	Reinf Plies	OD (in)	OD (mm)	Approx Wt (lbs/ft)	Approx Wt (kg/ft)	Min Bend Rad (in)	Min Bend Rad (mm)	Max Rec WP (psi)	Max Rec WP (bar)	Perm Cplg Rec *	Std Pack Qty (ft)	Stock Status **
SW560-2000	2	50.8	2	2.450	62.2	0.89	0.40	6.0	152.4	125	8.6	*	100	N
SW560-3000	3	76.2	2	3.480	88.4	1.48	0.67	12.0	304.8	125	8.6	*	100	Y
SW560-4000	4	101.6	2	4.480	113.8	1.99	0.90	16.0	406.4	100	6.9	*	100	Y

* **Couplings:** Refer to CrimpSource at www.safehose.com for coupling recommendations and crimp specifications.

** **Stock:** "Y" indicates stocked item; "N" indicates non-stocked item. Stock status subject to change. Contact Parker Customer Service.

⚠ WARNINGS!

- ▶ Couplings attached with bands or clamps may reduce the working pressure of the hose assembly to less than the maximum rated working pressure of the hose. [Refer to the NAHAD Industrial Hose Assembly Guidelines](#).
- ▶ Do not use with cam and groove couplings, which are designed for use with liquids.



MAXIMAIRE™

Heavy Duty Air Hose

Nonconductive

Series 7201

Series 7201 is a heavy duty hose designed to handle air, mild chemicals, oil and water. The hose is electrically nonconductive with a minimum resistance of one megaohm per inch at 1000 volts DC. The nitrile/PVC cover is resistant to abrasion, oil and weathering.

NOTE: The user must determine if the hose is suitable for applications subject to electrical hazard. Contact Parker for additional information.

Tube:	White chloroprene
Reinforcement:	Multiple textile plies
Cover:	Green nitrile/PVC; wrapped finish
Temp. Range:	-20°F to +180°F (-29°C to +82°C)
Brand Method:	Embossed
Brand Example:	PARKER SERIES 7201 MAXIMAIRE HEAVY DUTY AIR HOSE (ID) XXX PSI MAX WP USA
Design Factor:	4:1
Industrial Standards:	Electrically nonconductive with a minimum resistance of one megaohm per inch at 1000 volts DC
Applications:	<ul style="list-style-type: none"> • Air, mild chemicals, oil, slurries, water • Heavy duty air tools, compressors • Construction, general industrial, mines, quarries
Vacuum:	Not recommended
Compare to:	Boston Shock Safe, Mineforce; Veyance Ortac 400
Packaging:	Coils

Part Number	ID (in)	ID (mm)	Reinf Plies	OD (in)	OD (mm)	Approx Wt (lbs/ft)	Approx Wt (kg/ft)	Max Rec WP (psi)	Max Rec WP (bar)	Perm Cplg Rec *	Std Pack Qty (ft)	Stock Status **
7201-752100	3/4	19.1	4	1.250	31.8	0.46	0.21	500	34.5	*	100	N
7201-1002050	1	25.4	4	1.551	39.4	0.64	0.29	500	34.5	*	50	N
7201-1002100	1	25.4	4	1.551	39.4	0.64	0.29	500	34.5	*	100	N
7201-1252K	1-1/4	31.8	4	1.812	46.1	0.79	0.36	350	24.1	*	150	Y
7201-1503K	1-1/2	38.1	4	2.125	54.0	1.04	0.47	350	24.1	*	150	Y
7201-2003K	2	50.8	6	2.656	67.5	1.53	0.69	350	24.1	*	150	Y

* **Couplings:** Refer to CrimpSource at www.safehose.com for coupling recommendations and crimp specifications.

** **Stock:** "Y" indicates stocked item; "N" indicates non-stocked item. Stock status subject to change. Contact Parker Customer Service.

WARNING! Couplings attached with bands or clamps may reduce the working pressure of the hose assembly to less than the maximum rated working pressure of the hose. [Refer to the NAHAD Industrial Hose Assembly Guidelines.](#)



MAXIFLEX®

Lightweight Air Hose

Series 7308 and Series 7308E

Series 7308/7308E is a flexible, lightweight, medium pressure hose designed to handle air, mild chemicals and water. The rugged cover is resistant to abrasion and weathering. Series 7308/7308E provides service for low to medium pressure air and water applications in construction, general industrial, mines and quarries.

Tube:	Black SBR
Reinforcement:	Multiple textile plies
Cover:	Yellow SBR; wrapped finish
Temp. Range:	-20°F to +212°F (-29°C to +100°C)
Brand Method:	Embossed
Brand Example:	PARKER SERIES (7308) (7308E) MAXIFLEX AIR HOSE XXX PSI WP
Design Factor:	3:1
Industry Standards:	None applicable
Applications:	<ul style="list-style-type: none"> • Air, water • Heavy duty air tools, compressors • Construction, general industrial, mines, quarries
Vacuum:	Not recommended
Compare to:	Veyance Plicord Air 300
Packaging:	Coils

Series 7308

Part Number	ID (in)	ID (mm)	Reinf Plies	OD (in)	OD (mm)	Approx Wt (lbs/ft)	Approx Wt (kg/ft)	Max Rec WP (psi)	Max Rec WP (bar)	Perm Cplg Rec *	Std Pack Qty (ft)	Stock Status **
7308-1004	1	25.4	2	1.488	37.8	0.49	0.23	250	17.2	*	100	N
7308-1254	1-1/4	31.8	2	1.772	45.0	0.63	0.32	250	17.2	*	100	N
7308-1504	1-1/2	38.1	2	2.031	51.6	0.74	0.43	250	17.2	*	100	N
7308-2004	2	50.8	4	2.598	66.0	1.08	0.61	250	17.2	*	100	Y
7308-2504	2-1/2	63.5	4	3.051	77.5	1.20	0.74	250	17.2	*	100	N
7308-3004	3	76.2	4	3.528	89.6	1.35	0.88	250	17.2	*	100	N

* **Couplings:** Refer to CrimpSource at www.safehose.com for coupling recommendations and crimp specifications.

** **Stock:** "Y" indicates stocked item; "N" indicates non-stocked item. Stock status subject to change. Contact Parker Customer Service.

Series 7308E

Part Number	ID (in)	ID (mm)	Reinf Plies	OD (in)	OD (mm)	Approx Wt (lbs/ft)	Approx Wt (kg/ft)	Max Rec WP (psi)	Max Rec WP (bar)	Perm Cplg Rec *	Std Pack Qty (ft)	Stock Status **
7308E-2000300	2	50.8	2	2.560	65.0	1.16	0.53	300	20.7	*	100	Y

* **Couplings:** Refer to CrimpSource at www.safehose.com for coupling recommendations and crimp specifications.

** **Stock:** "Y" indicates stocked item; "N" indicates non-stocked item. Stock status subject to change. Contact Parker Customer Service.

⚠ WARNING! Couplings attached with bands or clamps may reduce the working pressure of the hose assembly to less than the maximum rated working pressure of the hose. Refer to the [NAHAD Industrial Hose Assembly Guidelines](#).



MPW-1000® High Pressure Wire Braid Multipurpose Hose Series 7204

Series 7204 is an extremely versatile hose designed to handle air, mild chemicals, oil, refined fuels such as biodiesel (to B20 in dedicated and non-dedicated service), diesel, ethanol and gasoline, saturated steam and water. The hose construction incorporates a premium grade tube especially suited for high temperature materials such as hot asphalt, glue, oil, tar and wax to 300°F continuous/350°F intermittent (149°C/177°C). The high tensile wire braid reinforcement provides durability, kink resistance, high pressure capability and superior coupling retention, and the cover is resistant to heat, oil and weathering. Series 7204 is also designed for saturated steam applications at temperatures to 368°F (187°C) and pressures to 150 psi (10.3 bar). The tube resists popcorning and oil-based detergents and rust inhibitors found in steam systems.

NOTE:

- Do not use for fuel dispensing or service applications requiring API, NFPA, UL, ULC or any other agency approval or listing.
- [Refer to the table on pages 213-214](#) for fuel compatibility and service conditions.

Tube:	Black nitrile
Reinforcement:	One wire braid
Cover:	Black chloroprene; perforated wrapped finish
Temp. Range:	Steam: -20°F to +368°F (-29°C to +187°C) saturated steam to 150 psi max WP Other: -20°F to +300°F (-29°C to +149°C) / 350°F (177°C) intermittent
Brand Method:	Embossed
Brand Example:	PARKER SERIES 7204 - MPW XXX PSI MAX WP (DATE CODE) MADE IN USA
Design Factor:	4:1 (10:1 steam @ 150 psi/10.3 bar)
Industry Standards:	None applicable
Applications:	<ul style="list-style-type: none"> • Air, mild chemicals, oil, water; hot asphalt, glue, oil, tar and wax; steam; biodiesel (to B20 in dedicated and non-dedicated service), diesel, ethanol, gasoline • High pressure washdown; cleaning containment vessels and manufacturing equipment; cleaning and heating processing equipment • General industrial, manufacturing and processing plants, refineries
Vacuum:	Not recommended
Compare to:	Boston Hot Tar Pumping; Gates 319MB Gold Master; Veyance Pyroflex
Packaging:	Reels

⚠️ WARNINGS!

- ▶ Failure to properly inspect, maintain, test and use steam hose assemblies may result in property damage, personal injury or death. [Refer to ARPM publication IP-11-1, "Guide for Use, Testing and Inspection of Steam Hose."](#)
- ▶ Water changes to hot water and phases of steam when subjected to heat and pressure. The greater the pressure, the higher the temperature required to achieve and maintain a steam phase. If steam escapes, dangerous quantities of heat may be released very suddenly. Exposure to hot water, low pressure steam and high pressure steam may cause severe scalding or fatal burns.
- ▶ Use only hoses designated for steam service for steam applications. Use ONLY Parker recommended hose/coupling combinations for steam applications. Refer to CrimpSource at www.safehose.com.
- ▶ Prior to use with detergents or rust inhibitors, refer to the chemical guide in this catalog or contact Parker.
- ▶ Drain steam hose after each use to reduce the possibility of hose popcorning while in service.
- ▶ Couplings attached with bands or clamps may reduce the working pressure of the hose assembly to less than the maximum rated working pressure of the hose. [Refer to the NAHAD Industrial Hose Assembly Guidelines.](#)

Series 7204 – MPW-1000® High Pressure Wire Braid Multipurpose Hose (Continued)

Part Number	ID (in)	ID (mm)	Reinf Braids	OD (in)	OD (mm)	Approx Wt (lbs/ft)	Approx Wt (kg/ft)	Min Bend Rad (in)	Min Bend Rad (mm)	Max Rec WP (psi)	Max Rec WP (bar)	Perm Cplg Rec *	Std Pack Qty (ft)	Stock Status **
Non-Steam Applications														
7204-501	1/2	12.7	1	0.906	23.0	0.34	0.15	7.0	177.8	1000	68.9	43	500	N
7204-751	3/4	19.1	1	1.187	30.1	0.52	0.24	10.0	254.0	1000	68.9	43	500	Y
7204-1001	1	25.4	1	1.500	38.1	0.75	0.34	12.0	304.8	1000	68.9	43	500	Y

* **Couplings:** Refer to CrimpSource at www.safehose.com for coupling recommendations and crimp specifications.

** **Stock:** “Y” indicates stocked item; “N” indicates non-stocked item. Stock status subject to change. Contact Parker Customer Service.



THORO-BRAID®

Medium Pressure Wire Braid Multipurpose Hose

MSHA

Series 7251

Series 7251 is a large diameter, versatile, medium pressure hose designed to handle air, mild chemicals, oil and water. The hose construction incorporates high tensile wire braid reinforcement that provides durability, kink resistance, medium pressure capability, and superior coupling retention. The flame resistant yellow cover meets MSHA requirements and is resistant to abrasion and oil. Series 7251 provides service for high pressure air, dust suppression and water applications in construction, general industrial, mines and quarries.

Tube:	Black chloroprene
Reinforcement:	One or multiple wire braids
Cover:	Yellow nitrile/PVC; perforated wrapped finish
Temp. Range:	-20°F to +212°F (-29°C to +100°C)
Brand Method:	Embossed
Brand Example:	PARKER SERIES 7251 THORO-BRAID® AIR HOSE - WIRE BRAID XXX PSI MAX WP-DE4 FIRE RESISTANT-MSHA # - (DATE CODE) USA
Design Factor:	4:1
Industry Standards:	MSHA
Applications:	<ul style="list-style-type: none"> • Air, mild chemicals, oil, water • Heavy duty air tools, compressors; bull hose, drill hose • Construction, general industrial, mines and quarries
Vacuum:	Not recommended
Compare to:	Gates 500 MP/Air Drill; Kuriyama T130AK; Veyance Ultrabraid Steel Air
Packaging:	Cartons

Part Number	ID (in)	ID (mm)	Reinf Braids	OD (in)	OD (mm)	Approx Wt (lbs/ft)	Approx Wt (kg/ft)	Min Bend Rad (in)	Min Bend Rad (mm)	Max Rec WP (psi)	Max Rec WP (bar)	Perm Cplg Rec *	Std Pack Qty (ft)	Stock Status **
7251-1501K	1-1/2	38.1	1	2.062	52.4	1.22	0.55	20.0	508.0	600	41.4	43, 71	150	Y
7251-2002K	2	50.8	2	2.656	67.5	1.89	0.86	25.0	635.0	600	41.4	43, WC	150	Y
7251-2502K	2-1/2	63.5	2	3.156	80.2	2.30	1.04	32.0	812.8	500	34.5	*	150	Y
7251-3002K	3	76.2	2	3.656	92.9	2.73	1.24	36.5	927.1	500	34.5	*	150	Y
7251-4002K	4	101.6	2	4.656	118.3	3.63	1.65	48.0	1219.2	400	27.6	*	150	Y

* **Couplings:** Refer to CrimpSource at www.safehose.com for coupling recommendations and crimp specifications.

** **Stock:** "Y" indicates stocked item; "N" indicates non-stocked item. Stock status subject to change. Contact Parker Customer Service.

WARNING! Couplings attached with bands or clamps may reduce the working pressure of the hose assembly to less than the maximum rated working pressure of the hose. Refer to the [NAHAD Industrial Hose Assembly Guidelines](#).



STINGER™ II

High Pressure Wire Braid Mine and Multipurpose Hose

MSHA

Series 7268E

Series 7268E is a versatile, high pressure hose designed to handle air, mild chemicals, oil, and water. The hose construction incorporates high tensile wire braid reinforcement that provides durability, kink resistance, high pressure capability, and superior coupling retention. The flame resistant bright yellow cover meets MSHA requirements and is also resistant to abrasion and oil. Series 7268E provides service for high pressure air, dust suppression and water applications in construction, general industrial, mines and quarries.

Tube:	Black nitrile
Reinforcement:	One wire braid
Cover:	Yellow nitrile/PVC; perforated wrapped finish
Temp. Range:	-20°F to +212°F (-29°C to +100°C)
Brand Method:	Embossed (1-1/2" black ink)
Brand Example:	PARKER SERIES 7268E STINGER II (ID) 1000 PSI MAX WP MSHA #
Design Factor:	4:1
Industry Standards:	MSHA
Applications:	<ul style="list-style-type: none"> Air, mild chemicals, oil, water Heavy duty air tools, compressors; drill hose, dust suppression in mines Construction, general industrial, mines and quarries
Vacuum:	Not recommended
Compare to:	Boston Concord Yellow Jack; Gates 1000MP/Mine Spray; Veyance Minespray, Super Ortac
Packaging:	Reels, cartons

Part Number	ID (in)	ID (mm)	Reinf Braids	OD (in)	OD (mm)	Approx Wt (lbs/ft)	Approx Wt (kg/ft)	Min Bend Rad (in)	Min Bend Rad (mm)	Max Rec WP (psi)	Max Rec WP (bar)	Perm Cplg Rec *	Std Pack Qty (ft)	Stock Status **
7268E-751	3/4	19.1	1	1.043	26.5	0.34	0.15	6.0	152.4	1000	68.9	HY, 43	524	Y
7268E-751050	3/4	19.1	1	1.043	26.5	0.34	0.15	6.0	152.4	1000	68.9	HY, 43	50	Y
7268E-751100	3/4	19.1	1	1.043	26.5	0.34	0.15	6.0	152.4	1000	68.9	HY, 43	100	Y
7268E-1001	1	25.4	1	1.339	34.0	0.50	0.23	8.0	203.2	1000	68.9	HY, 43	524	Y
7268E-1001050	1	25.4	1	1.339	34.0	0.50	0.23	8.0	203.2	1000	68.9	HY, 43	50	Y
7268E-1001100	1	25.4	1	1.339	34.0	0.50	0.23	8.0	203.2	1000	68.9	HY, 43	100	Y
7268E-1251050	1-1/4	31.8	1	1.630	41.4	0.67	0.30	12.0	304.8	1000	68.9	HY, 43	50	Y
7268E-1251100	1-1/4	31.8	1	1.630	41.4	0.67	0.30	12.0	304.8	1000	68.9	HY, 43	100	Y
7268E-1501050	1-1/2	38.1	1	1.890	48.0	0.86	0.39	14.0	355.6	1000	68.9	43	50	Y
7268E-1501100	1-1/2	38.1	1	1.890	48.0	0.86	0.39	14.0	355.6	1000	68.9	43	100	Y
7268E-2001	2	50.8	1	2.437	62.0	1.14	0.52	18.0	457.2	1000	68.9	43	50	Y
7268E-2001100	2	50.8	1	2.437	62.0	1.14	0.52	18.0	457.2	1000	68.9	43	100	Y

* **Couplings:** Refer to CrimpSource at www.safehose.com for coupling recommendations and crimp specifications.

** **Stock:** "Y" indicates stocked item; "N" indicates non-stocked item. Stock status subject to change. Contact Parker Customer Service.

⚠ WARNING! Couplings attached with bands or clamps may reduce the working pressure of the hose assembly to less than the maximum rated working pressure of the hose. Refer to the [NAHAD Industrial Hose Assembly Guidelines](#).



YELLOW BIRD®

High Pressure Wire Braid Mine and Multipurpose Hose

MSHA

Series 7284

Series 7284 is a versatile, heavy duty high pressure hose designed to handle air, mild chemicals and water. The hose construction incorporates high tensile wire braid reinforcement that provides durability, kink resistance, high pressure capability, and superior coupling retention. The flame resistant bright yellow cover meets MSHA requirements and is also resistant to abrasion and oil. Series 7284 provides service for high pressure air, dust suppression and water applications in construction, general industrial, mines and quarries.

Tube:	Black SBR
Reinforcement:	One wire braid
Cover:	Yellow nitrile/PVC; perforated wrapped finish
Temp. Range:	-20°F to +212°F (-29°C to +100°C)
Brand Method:	Black ink
Brand Example:	PARKER SERIES 7284 YELLOW BIRD® HOSE XXXX PSI MAX WP MSHA # — FLAME RESISTANT MADE IN USA (DATE CODE)
Design Factor:	4:1
Industry Standards:	MSHA
Applications:	<ul style="list-style-type: none"> Air, water Heavy duty air tools, compressors; drill hose, dust suppression in mines Construction, general industrial, mines and quarries
Vacuum:	Not recommended
Compare to:	Boston Concord Yellow Jack; Gates 1000MP/Mine Spray; Thermoid Hercules 1000
Packaging:	Reels, cartons

Part Number	ID (in)	ID (mm)	Reinf Braids	OD (in)	OD (mm)	Approx Wt (lbs/ft)	Approx Wt (kg/ft)	Min Bend Rad (in)	Min Bend Rad (mm)	Max Rec WP (psi)	Max Rec WP (bar)	Perm Cplg Rec *	Std Pack Qty (ft)	Stock Status **
7284-381	3/8	9.5	1	0.700	17.8	0.23	0.10	6.0	152.4	1500	103.4	HY	500	Y
7284-381050	3/8	9.5	1	0.700	17.8	0.23	0.10	6.0	152.4	1500	103.4	HY	50	N
7284-381075	3/8	9.5	1	0.700	17.8	0.23	0.10	6.0	152.4	1500	103.4	HY	75	N
7284-381100	3/8	9.5	1	0.700	17.8	0.23	0.10	6.0	152.4	1500	103.4	HY	100	N
7284-501	1/2	12.7	1	0.969	24.6	0.37	0.17	7.0	177.8	1000	68.9	7661	500	Y
7284-501050	1/2	12.7	1	0.969	24.6	0.37	0.17	7.0	177.8	1000	68.9	7661	50	Y
7284-501100	1/2	12.7	1	0.969	24.6	0.37	0.17	7.0	177.8	1000	68.9	7661	100	N
7284-751	3/4	19.1	1	1.219	31.0	0.50	0.23	9.5	241.3	1000	68.9	HY	500	Y
7284-751050	3/4	19.1	1	1.219	31.0	0.50	0.23	9.5	241.3	1000	68.9	HY	50	Y
7284-751075	3/4	19.1	1	1.219	31.0	0.50	0.23	9.5	241.3	1000	68.9	HY	75	N
7284-751100	3/4	19.1	1	1.219	31.0	0.50	0.23	9.5	241.3	1000	68.9	HY	100	Y
7284-1001050	1	25.4	1	1.469	37.3	0.69	0.31	12.0	304.8	1000	68.9	7661	50	N

* **Couplings:** Refer to CrimpSource at www.safehose.com for coupling recommendations and crimp specifications.

** **Stock:** "Y" indicates stocked item; "N" indicates non-stocked item. Stock status subject to change. Contact Parker Customer Service.

WARNING! Couplings attached with bands or clamps may reduce the working pressure of the hose assembly to less than the maximum rated working pressure of the hose. Refer to the NAHAD Industrial Hose Assembly Guidelines.





E-Z FORM™ GS

General Service Hose

SAE J20R2-D1 Performance

Series 7395

Series 7395 is an extremely flexible, lightweight low pressure hose designed to handle air, coolant, mild chemicals and water. The hose construction incorporates a tube that is resistant to commonly used coolant mixtures, a wire helix that provides full suction/vacuum capability and a path to conduct a static electrical charge to ground, and a cover that is resistant to abrasion, mild chemicals, heat and ozone. The unique Greek cover corrugations are tightly pitched and precision-engineered, providing minimal force-to-bend, superior kink resistance, and maximum flexibility for ease of handling. Series 7395 is capable of being routed through confined spaces where formed hose might normally be required.

NOTES:

- Do not drag across sharp edges or highly abrasive surfaces.
- For E-Z FORM™ oil resistant multipurpose hose, [refer to Series 7219](#).

Tube:	Black EPDM
Reinforcement:	Multiple textile plies with wire helix
Cover:	Black EPDM; Greek corrugated finish
Temp. Range:	-40°F to +257°F (-40°C to +125°C)
Brand Method:	Black text on blue stripe
Brand Example:	PARKER SERIES 7395 E-Z™ FORM GS HOSE 75 PSI MAX WP
Design Factor:	4:1
Industry Standards:	SAE J20R2-D1 performance
Applications:	<ul style="list-style-type: none"> • Air, coolant, mild chemicals, water • Coolant systems, drain lines, vacuum service • SAE-performance in engine coolant service, general industrial
Vacuum:	Full
Packaging:	Coils

Part Number	ID (in)	ID (mm)	Reinf Plies	OD (in)	OD (mm)	Approx Wt (lbs/ft)	Approx Wt (kg/ft)	Min Bend Rad (in)	Min Bend Rad (mm)	Max Rec WP (psi)	Max Rec WP (bar)	Perm Cplg Rec *	Std Pack Qty (ft)	Stock Status **
7395-0500025	1/2	12.7	2	0.906	23.0	0.23	0.10	1.4	35.6	75	5.2	HY	25	Y
7395-0500130	1/2	12.7	2	0.906	23.0	0.23	0.10	1.4	35.6	75	5.2	HY	130	N
7395-0594025	19/32	15.1	2	0.984	25.0	0.25	0.11	1.8	45.7	75	5.2	HY	25	N
7395-0594130	19/32	15.1	2	0.984	25.0	0.25	0.11	1.8	45.7	75	5.2	HY	130	N
7395-0625025	5/8	15.9	2	1.024	26.0	0.27	0.12	1.8	45.7	75	5.2	HY	25	Y
7395-0625130	5/8	15.9	2	1.024	26.0	0.27	0.12	1.8	45.7	75	5.2	HY	130	N
7395-0688025	11/16	17.5	2	1.102	28.0	0.29	0.13	1.8	45.7	75	5.2	*	25	N
7395-0688130	11/16	17.5	2	1.102	28.0	0.29	0.13	1.8	45.7	75	5.2	*	130	N
7395-0750025	3/4	19.1	2	1.142	29.0	0.31	0.14	2.0	50.8	75	5.2	HY	25	Y
7395-0750130	3/4	19.1	2	1.142	29.0	0.31	0.14	2.0	50.8	75	5.2	HY	130	N
7395-0813025	13/16	20.6	2	1.181	30.0	0.32	0.15	2.0	50.8	75	5.2	*	25	N
7395-0813130	13/16	20.6	2	1.181	30.0	0.32	0.15	2.0	50.8	75	5.2	*	130	N
7395-1000025	1	25.4	2	1.378	35.0	0.38	0.17	2.0	50.8	75	5.2	HY	25	Y

* **Couplings:** Refer to CrimpSource at www.safehose.com for coupling recommendations and crimp specifications.

** **Stock:** "Y" indicates stocked item; "N" indicates non-stocked item. Stock status subject to change. Contact Parker Customer Service.

(Continued on the following page)

⚠ WARNING! Couplings attached with bands or clamps may reduce the working pressure of the hose assembly to less than the maximum rated working pressure of the hose. [Refer to the NAHAD Industrial Hose Assembly Guidelines.](#)

Series 7395 – E-Z FORM™ GS General Service Hose (Continued)

Part Number	ID (in)	ID (mm)	Reinf Plies	OD (in)	OD (mm)	Approx Wt (lbs/ft)	Approx Wt (kg/ft)	Min Bend Rad (in)	Min Bend Rad (mm)	Max Rec WP (psi)	Max Rec WP (bar)	Perm Cplg Rec *	Std Pack Qty (ft)	Stock Status **
7395-1000130	1	25.4	2	1.378	35.0	0.38	0.17	2.0	50.8	75	5.2	HY	130	N
7395-1125025	1-1/8	28.6	2	1.496	38.0	0.42	0.19	2.6	66.0	75	5.2	*	25	Y
7395-1125130	1-1/8	28.6	2	1.496	38.0	0.42	0.19	2.6	66.0	75	5.2	*	130	N
7395-1188025	1-3/16	30.2	2	1.575	40.0	0.45	0.20	3.0	76.2	75	5.2	*	25	N
7395-1188130	1-3/16	30.2	2	1.575	40.0	0.45	0.20	3.0	76.2	75	5.2	*	130	N
7395-1250025	1-1/4	31.8	2	1.693	43.0	0.50	0.23	3.1	78.7	75	5.2	HY	25	Y
7395-1250130	1-1/4	31.8	2	1.693	43.0	0.50	0.23	3.1	78.7	75	5.2	HY	130	N
7395-1375025	1-3/8	34.9	2	1.811	46.0	0.54	0.24	3.7	94.0	75	5.2	*	25	Y
7395-1375130	1-3/8	34.9	2	1.811	46.0	0.54	0.24	3.7	94.0	75	5.2	*	130	N
7395-1500025	1-1/2	38.1	2	1.929	49.0	0.58	0.26	3.9	99.1	75	5.2	43	25	Y
7395-1500130	1-1/2	38.1	2	1.929	49.0	0.58	0.26	3.9	99.1	75	5.2	43	130	N
7395-1563025	1-9/16	39.7	2	2.008	51.0	0.61	0.28	4.3	109.2	75	5.2	*	25	N
7395-1563130	1-9/16	39.7	2	2.008	51.0	0.61	0.28	4.3	109.2	75	5.2	*	130	N
7395-1625025	1-5/8	41.3	2	2.087	53.0	0.64	0.29	4.7	119.4	75	5.2	*	25	N
7395-1625130	1-5/8	41.3	2	2.087	53.0	0.64	0.29	4.7	119.4	75	5.2	*	130	N
7395-1750025	1-3/4	44.5	2	2.205	56.0	0.68	0.31	5.1	129.5	75	5.2	*	25	N
7395-1750130	1-3/4	44.5	2	2.205	56.0	0.68	0.31	5.1	129.5	75	5.2	*	130	N
7395-2000025	2	50.8	2	2.480	63.0	0.96	0.44	5.9	149.9	75	5.2	43	25	Y
7395-2000130	2	50.8	2	2.480	63.0	0.96	0.44	5.9	149.9	75	5.2	43	130	N
7395-2188025	2-3/16	55.6	2	2.638	67.0	1.03	0.47	7.1	180.3	75	5.2	*	25	N
7395-2188130	2-3/16	55.6	2	2.638	67.0	1.03	0.47	7.1	180.3	75	5.2	*	130	N
7395-2250025	2-1/4	57.1	2	2.756	70.0	1.08	0.49	7.9	200.7	75	5.2	*	25	Y
7395-2250130	2-1/4	57.1	2	2.756	70.0	1.08	0.49	7.9	200.7	75	5.2	*	130	N
7395-2375025	2-3/8	60.3	2	2.874	73.0	1.11	0.50	8.3	210.8	75	5.2	*	25	Y
7395-2375130	2-3/8	60.3	2	2.874	73.0	1.11	0.50	8.3	210.8	75	5.2	*	130	N
7395-2500025	2-1/2	63.5	2	3.012	76.5	1.17	0.53	8.7	221.0	75	5.2	*	25	Y
7395-2500130	2-1/2	63.5	2	3.012	76.5	1.17	0.53	8.7	221.0	75	5.2	*	130	N
7395-2563025	2-9/16	65.1	2	3.071	78.0	1.19	0.54	9.0	228.6	75	5.2	*	25	N
7395-2563130	2-9/16	65.1	2	3.071	78.0	1.19	0.54	9.0	228.6	75	5.2	*	130	N
7395-2750025	2-3/4	69.9	2	3.307	84.0	1.40	0.64	9.8	248.9	75	5.2	*	25	N
7395-2750130	2-3/4	69.9	2	3.307	84.0	1.40	0.64	9.8	248.9	75	5.2	*	130	N
7395-3000025	3	76.2	2	3.543	90.0	1.51	0.68	10.6	269.2	75	5.2	*	25	Y
7395-3000130	3	76.2	2	3.543	90.0	1.51	0.68	10.6	269.2	75	5.2	*	130	N
7395-3125025	3-1/8	79.4	2	3.701	94.0	1.57	0.71	11.8	299.7	75	5.2	*	25	N
7395-3125130	3-1/8	79.4	2	3.701	94.0	1.57	0.71	11.8	299.7	75	5.2	*	130	N
7395-3375025	3-3/8	85.7	2	3.937	100.0	1.74	0.79	12.9	327.7	75	5.2	*	25	N
7395-3375130	3-3/8	85.7	2	3.937	100.0	1.74	0.79	12.9	327.7	75	5.2	*	130	N
7395-3500025	3-1/2	88.9	2	4.094	104.0	1.92	0.87	13.6	345.4	75	5.2	*	25	N
7395-3500130	3-1/2	88.9	2	4.094	104.0	1.92	0.87	13.6	345.4	75	5.2	*	130	N
7395-3563025	3-9/16	90.5	2	4.134	105.0	1.96	0.89	13.8	350.5	75	5.2	*	25	N
7395-3563130	3-9/16	90.5	2	4.134	105.0	1.96	0.89	13.8	350.5	75	5.2	*	130	N
7395-4000025	4	101.6	2	4.567	116.0	2.20	1.00	15.7	398.8	75	5.2	*	25	Y
7395-4000130	4	101.6	2	4.567	116.0	2.20	1.00	15.7	398.8	75	5.2	*	130	N

* **Couplings:** Refer to CrimpSource at www.safehose.com for coupling recommendations and crimp specifications.

** **Stock:** "Y" indicates stocked item; "N" indicates non-stocked item. Stock status subject to change. Contact Parker Customer Service.





E-Z FORM™ MP

Multipurpose Oil Resistant Hose

Series 7219

Series 7219 is an extremely flexible, lightweight, low pressure oil suction/return hose and vehicle fuel fill connector line—as well as a suction and discharge hose for refined fuels such as biodiesel (to B20 in dedicated and non-dedicated service), diesel, ethanol and gasoline. The lightweight Greek corrugated hose construction incorporates a wire helix that provides full suction capability, superior kink resistance, minimal force-to-bend and a path to conduct a static electrical charge to ground. The unique Greek corrugations are tightly pitched and precision-engineered, providing extreme flexibility and kink resistance compared to the traditional rounded corrugation profile. The cover is resistant to oil and weathering. Series 7219 is capable of being routed through confined spaces where formed hose might normally be required.

NOTES:

- Do not use for fuel dispensing or service applications requiring API, NFPA, UL, ULC or any other agency approval or listing.
- Refer to the table on pages 213-214 for fuel compatibility and service conditions.
- Do not drag across sharp edges or highly abrasive surfaces.
- For E-Z FORM™ coolant, vacuum and water hose, refer to Series 7395.

Tube:	Black chloroprene
Reinforcement:	Multiple textile plies with wire helix
Cover:	Black chloroprene; Greek corrugated finish
Temp. Range:	-20°F to +200°F (-29°C to +93°C)
Brand Method:	Black text on red stripe
Brand Example:	PARKER SERIES 7219 E-Z FORM™ MP HOSE 75 PSI MAX WP
Design Factor:	4:1
Industry Standards:	None applicable
Applications:	<ul style="list-style-type: none"> • Biodiesel (to B20 in dedicated and non-dedicated service), diesel, ethanol, gasoline • Oil suction/return lines; vehicle fuel fill connector lines; drain lines • Buses, cranes, mobile off-road equipment
Vacuum:	Full
Packaging:	Coils

(Continued on the following page)

⚠ WARNING! Couplings attached with bands or clamps may reduce the working pressure of the hose assembly to less than the maximum rated working pressure of the hose. Refer to the [NAHAD Industrial Hose Assembly Guidelines](#).

Series 7219 – E-Z FORM™ MP Multipurpose Oil Resistant Hose (Continued)

Part Number	ID (in)	ID (mm)	Reinf Plies	OD (in)	OD (mm)	Approx Wt (lbs/ft)	Approx Wt (kg/ft)	Min Bend Rad (in)	Min Bend Rad (mm)	Max Rec WP (psi)	Max Rec WP (bar)	Perm Cplg Rec *	Std Pack Qty (ft)	Stock Status **
7219-0500025	1/2	12.7	2	0.906	23.0	0.23	0.10	1.4	35.6	75	5.2	HY	25	Y
7219-0500130	1/2	12.7	2	0.906	23.0	0.23	0.10	1.4	35.6	75	5.2	HY	130	N
7219-0594025	19/32	15.1	2	0.984	25.0	0.25	0.11	1.8	45.7	75	5.2	HY	25	N
7219-0594130	19/32	15.1	2	0.984	25.0	0.25	0.11	1.8	45.7	75	5.2	HY	130	N
7219-0625025	5/8	15.9	2	1.024	26.0	0.27	0.12	1.8	45.7	75	5.2	HY	25	Y
7219-0625130	5/8	15.9	2	1.024	26.0	0.27	0.12	1.8	45.7	75	5.2	HY	130	N
7219-0688025	11/16	17.5	2	1.102	28.0	0.29	0.13	1.8	45.7	75	5.2	*	25	N
7219-0688130	11/16	17.5	2	1.102	28.0	0.29	0.13	1.8	45.7	75	5.2	*	130	N
7219-0750025	3/4	19.1	2	1.142	29.0	0.31	0.14	2.0	50.8	75	5.2	HY	25	Y
7219-0750130	3/4	19.1	2	1.142	29.0	0.31	0.14	2.0	50.8	75	5.2	HY	130	N
7219-0813025	13/16	20.6	2	1.181	30.0	0.32	0.15	2.0	50.8	75	5.2	*	25	N
7219-0813130	13/16	20.6	2	1.181	30.0	0.32	0.15	2.0	50.8	75	5.2	*	130	N
7219-1000025	1	25.4	2	1.378	35.0	0.38	0.17	2.0	50.8	75	5.2	HY	25	Y
7219-1000130	1	25.4	2	1.378	35.0	0.38	0.17	2.0	50.8	75	5.2	HY	130	N
7219-1125025	1-1/8	28.6	2	1.496	38.0	0.42	0.19	2.6	66.0	75	5.2	*	25	N
7219-1125130	1-1/8	28.6	2	1.496	38.0	0.42	0.19	2.6	66.0	75	5.2	*	130	N
7219-1188025	1-3/16	30.2	2	1.575	40.0	0.45	0.20	3.0	76.2	75	5.2	*	25	N
7219-1188130	1-3/16	30.2	2	1.575	40.0	0.45	0.20	3.0	76.2	75	5.2	*	130	N
7219-1250025	1-1/4	31.8	2	1.693	43.0	0.50	0.23	3.1	78.7	75	5.2	HY	25	Y
7219-1250130	1-1/4	31.8	2	1.693	43.0	0.50	0.23	3.1	78.7	75	5.2	HY	130	N
7219-1375025	1-3/8	34.9	2	1.811	46.0	0.54	0.24	3.7	93.9	75	5.2	*	25	N
7219-1375130	1-3/8	34.9	2	1.811	46.0	0.54	0.24	3.7	93.9	75	5.2	*	130	N
7219-1500025	1-1/2	38.1	2	1.929	49.0	0.58	0.26	3.9	99.1	75	5.2	43	25	Y
7219-1500130	1-1/2	38.1	2	1.929	49.0	0.58	0.26	3.9	99.1	75	5.2	43	130	N
7219-1563025	1-9/16	39.7	2	2.008	51.0	0.61	0.28	4.3	109.2	75	5.2	*	25	N
7219-1563130	1-9/16	39.7	2	2.008	51.0	0.61	0.28	4.3	109.2	75	5.2	*	130	N
7219-1625025	1-5/8	41.3	2	2.087	53.0	0.64	0.29	4.7	119.4	75	5.2	*	25	N
7219-1625130	1-5/8	41.3	2	2.087	53.0	0.64	0.29	4.7	119.4	75	5.2	*	130	N
7219-1750025	1-3/4	44.5	2	2.205	56.0	0.68	0.31	5.1	129.5	75	5.2	*	25	N
7219-1750130	1-3/4	44.5	2	2.205	56.0	0.68	0.31	5.1	129.5	75	5.2	*	130	N
7219-2000025	2	50.8	2	2.480	63.0	0.96	0.44	5.9	149.9	75	5.2	43	25	Y
7219-2000130	2	50.8	2	2.480	63.0	0.96	0.44	5.9	149.9	75	5.2	43	130	N
7219-2188025	2-3/16	55.6	2	2.638	67.0	1.03	0.47	7.1	180.3	75	5.2	*	25	N
7219-2188130	2-3/16	55.6	2	2.638	67.0	1.03	0.47	7.1	180.3	75	5.2	*	130	N
7219-2250025	2-1/4	57.1	2	2.756	70.0	1.08	0.49	7.9	200.7	75	5.2	*	25	Y
7219-2250130	2-1/4	57.1	2	2.756	70.0	1.08	0.49	7.9	200.7	75	5.2	*	130	N
7219-2375025	2-3/8	60.3	2	2.874	73.0	1.11	0.50	8.3	210.8	75	5.2	*	25	N
7219-2375130	2-3/8	60.3	2	2.874	73.0	1.11	0.50	8.3	210.8	75	5.2	*	130	N
7219-2500025	2-1/2	63.5	2	3.012	76.5	1.17	0.53	8.7	221.0	75	5.2	*	25	Y
7219-2500130	2-1/2	63.5	2	3.012	76.5	1.17	0.53	8.7	221.0	75	5.2	*	130	N
7219-2563025	2-9/16	65.1	2	3.071	78.0	1.19	0.54	9.0	228.6	75	5.2	*	25	N

* **Couplings:** Refer to CrimpSource at www.safehose.com for coupling recommendations and crimp specifications.

** **Stock:** "Y" indicates stocked item; "N" indicates non-stocked item. Stock status subject to change. Contact Parker Customer Service.

(Continued on the following page)

Series 7219 – E-Z FORM™ MP Multipurpose Oil Resistant Hose (Continued)

Part Number	ID (in)	ID (mm)	Reinf Plies	OD (in)	OD (mm)	Approx Wt (lbs/ft)	Approx Wt (kg/ft)	Min Bend Rad (in)	Min Bend Rad (mm)	Max Rec WP (psi)	Max Rec WP (bar)	Perm Cplg Rec *	Std Pack Qty (ft)	Stock Status **
7219-2563130	2-9/16	65.1	2	3.071	78.0	1.19	0.54	9.0	228.6	75	5.2	*	130	N
7219-2750025	2-3/4	69.9	2	3.307	84.0	1.40	0.64	9.8	248.9	75	5.2	*	25	N
7219-2750130	2-3/4	69.9	2	3.307	84.0	1.40	0.64	9.8	248.9	75	5.2	*	130	N
7219-3000025	3	76.2	2	3.543	90.0	1.51	0.68	10.6	269.2	75	5.2	*	25	Y
7219-3000130	3	76.2	2	3.543	90.0	1.51	0.68	10.6	269.2	75	5.2	*	130	N
7219-3125025	3-1/8	79.4	2	3.701	94.0	1.57	0.71	11.8	299.7	75	5.2	*	25	N
7219-3125130	3-1/8	79.4	2	3.701	94.0	1.57	0.71	11.8	299.7	75	5.2	*	130	N
7219-3375025	3-3/8	85.7	2	3.937	100.0	1.74	0.79	12.9	327.7	75	5.2	*	25	N
7219-3375130	3-3/8	85.7	2	3.937	100.0	1.74	0.79	12.9	327.7	75	5.2	*	130	N
7219-3500025	3-1/2	88.9	2	4.094	104.0	1.92	0.87	13.6	345.4	75	5.2	*	25	N
7219-3500130	3-1/2	88.9	2	4.094	104.0	1.92	0.87	13.6	345.4	75	5.2	*	130	N
7219-3563025	3-9/16	90.5	2	4.134	105.0	1.96	0.89	13.8	350.5	75	5.2	*	25	N
7219-3563130	3-9/16	90.5	2	4.134	105.0	1.96	0.89	13.8	350.5	75	5.2	*	130	N
7219-4000025	4	101.6	2	4.567	116.0	2.20	1.00	15.7	398.8	75	5.2	*	25	Y
7219-4000130	4	101.6	2	4.567	116.0	2.20	1.00	15.7	398.8	75	5.2	*	130	N

* **Couplings:** Refer to CrimpSource at www.safehose.com for coupling recommendations and crimp specifications.

** **Stock:** "Y" indicates stocked item; "N" indicates non-stocked item. Stock status subject to change. Contact Parker Customer Service.

Factory Assemblies

Jackhammer Hose

Series 7081 (Red EPDM)

Temp Range: -40°F to +212°F (-40°C to +100°C)

Design Factor: 4:1

Crimped-on Universal Couplings Each End

Coiled and Tied, No Center Disc

Cartons



Part Number	ID (in)	ID (mm)	Length (ft)	Length (mtrs)	Approx Wt (lbs/ea)	Approx Wt (kg/ea)	Max Rec WP (psi)	Max Rec WP (bar)	Std Pack Qty (ea)	Stock Status **
7081JHE75-600	3/4	19.1	50	15.24	16.84	7.64	200	13.8	1	Y
7081JHE75-600B	3/4	19.1	50	15.24	16.84	7.64	200	13.8	36	Y

** **Stock:** "Y" indicates stocked item; "N" indicates non-stocked item. Stock status subject to change. Contact Parker Customer Service.

Sledgehammer Hose

Series 7082 (Red EPDM) and Series 7083 (Yellow EPDM)

Temp Range: -40°F to +212°F (-40°C to +100°C)

Design Factor: 4:1

Crimped-on Universal Couplings Each End

Coiled and Tied, No Center Disc

Cartons



Series 7082 (Red)

Part Number	ID (in)	ID (mm)	Length (ft)	Length (mtrs)	Approx Wt (lbs/ea)	Approx Wt (kg/ea)	Max Rec WP (psi)	Max Rec WP (bar)	Std Pack Qty (ea)	Stock Status **
7082JHP75-600	3/4	19.1	50	15.24	19.15	8.69	300	20.7	1	Y
7082JHP75-600B	3/4	19.1	50	15.24	19.15	8.69	300	20.7	36	Y

** **Stock:** "Y" indicates stocked item; "N" indicates non-stocked item. Stock status subject to change. Contact Parker Customer Service.

Series 7083 (Yellow)

Part Number	ID (in)	ID (mm)	Length (ft)	Length (mtrs)	Approx Wt (lbs/ea)	Approx Wt (kg/ea)	Max Rec WP (psi)	Max Rec WP (bar)	Std Pack Qty (ea)	Stock Status **
7083JHP75-600	3/4	19.1	50	15.24	19.23	8.72	300	20.7	1	Y
7083JHP75-600B	3/4	19.1	50	15.24	19.23	8.72	300	20.7	36	Y

** **Stock:** "Y" indicates stocked item; "N" indicates non-stocked item. Stock status subject to change. Contact Parker Customer Service.

Factory Assemblies

Air Hose

Series 7092 (Red) and
Series 7093 (Black)

Temp Range: -40°F to +212°F (-40°C to +100°C)

Design Factor: 4:1

Crimped-on Brass, Rigid Male 1/4" x 1/4" NPT Thread Couplings Each End

Display Coils with Parker Center Retail Packaging Disc

Cartons



Series 7092 (Red)

Part Number	ID (in)	ID (mm)	Length (ft)	Length (mtrs)	Approx Wt (lbs/ea)	Approx Wt (kg/ea)	Max Rec WP (psi)	Max Rec WP (bar)	Std Pack Qty (ea)	Stock Status **
7092252-KAC	1/4	6.4	50	15.24	4.75	2.15	200	13.8	5	Y
7092252-KAD	1/4	6.4	25	7.62	2.50	1.13	200	13.8	10	Y
7092253-KAA	1/4	6.4	50	15.24	6.01	2.73	300	20.7	5	Y
7092253-KAB	1/4	6.4	25	7.62	3.15	1.43	300	20.7	10	Y
7092382-KAC	3/8	9.5	50	15.24	7.37	3.34	200	13.8	5	Y
7092382-KAD	3/8	9.5	25	7.62	3.86	1.75	200	13.8	10	Y
7092383-KAA	3/8	9.5	50	15.24	8.33	3.78	300	20.7	5	Y
7092383-KAB	3/8	9.5	25	7.62	4.34	1.87	300	20.7	10	Y

** **Stock:** "Y" indicates stocked item; "N" indicates non-stocked item. Stock status subject to change. Contact Parker Customer Service.

Series 7093 (Black)

Part Number	ID (in)	ID (mm)	Length (ft)	Length (mtrs)	Approx Wt (lbs/ea)	Approx Wt (kg/ea)	Max Rec WP (psi)	Max Rec WP (bar)	Std Pack Qty (ea)	Stock Status **
7093252-KAC	1/4	6.4	50	15.24	4.65	2.11	200	13.8	5	N
7093253-KAA	1/4	6.4	50	15.24	5.83	2.64	300	20.7	5	Y
7093382-KAC	3/8	9.5	50	15.24	7.15	3.24	200	13.8	5	N
7093383-KAA	3/8	9.5	50	15.24	8.09	3.67	300	20.7	5	Y

** **Stock:** "Y" indicates stocked item; "N" indicates non-stocked item. Stock status subject to change. Contact Parker Customer Service.

Factory Assemblies

Service Station Air Hose

Series 7092 (Red)

Temp Range: -40°F to +212°F (-40°C to +100°C)

Design Factor: 4:1

Crimped-on Brass, Rigid Male 1/4" x 1/4" NPT Thread Couplings Each End

Coiled and Tied, No Center Disc

Cartons



Part Number	ID (in)	ID (mm)	Length (ft)	Length (mtrs)	Approx Wt (lbs/ea)	Approx Wt (kg/ea)	Max Rec WP (psi)	Max Rec WP (bar)	Std Pack Qty (ea)	Stock Status **
7092RKH-300	1/4	6.4	25	7.62	3.15	1.43	300	20.7	10	Y
7092RKH-600	1/4	6.4	50	15.24	6.05	2.74	300	20.7	5	N
7092RLB-300	3/8	9.5	25	7.62	4.34	1.87	300	20.7	10	Y
7092RLB-600	3/8	9.5	50	15.24	8.33	3.78	300	20.7	5	Y
7092RLC-300	3/8	9.5	25	7.62	4.34	1.87	200	13.8	10	Y
7092RLC-600	3/8	9.5	50	15.24	8.33	3.78	200	13.8	5	Y
7092RMA-300	3/8	9.5	25	7.62	3.86	1.75	300	20.7	10	N
7092RMA-600	3/8	9.5	50	15.24	7.37	3.34	300	20.7	5	N

** **Stock:** "Y" indicates stocked item; "N" indicates non-stocked item. Stock status subject to change. Contact Parker Customer Service.

Factory Coils

JIFFY™ Push-On Hose (cut length only)

Series 7212BL (Blue) and
Series 7212GY (Gray)

Temp Range: -40°F to +212°F (-40°C to +100°C)

Design Factor: 4:1

Display Coils with Parker Center Retail Packaging Disc
Cartons



Series 7212BL (Blue)

Part Number	ID (in)	ID (mm)	Length (ft)	Length (mtrs)	Approx Wt (lbs/ea)	Approx Wt (kg/ea)	Max Rec WP (psi)	Max Rec WP (bar)	Std Pack Qty (ea)	Stock Status **
7212BL25-J050	1/4	6.4	50	15.24	4.34	1.87	300	20.7	5	Y
7212BL25-J100	1/4	6.4	100	30.48	8.68	3.94	300	20.7	5	Y
7212BL38-J050	3/8	9.5	50	15.24	5.74	2.60	300	20.7	5	Y
7212BL38-J100	3/8	9.5	100	30.48	11.48	5.21	300	20.7	5	Y

** **Stock:** "Y" indicates stocked item; "N" indicates non-stocked item. Stock status subject to change. Contact Parker Customer Service.

Series 7212GY (Gray)

Part Number	ID (in)	ID (mm)	Length (ft)	Length (mtrs)	Approx Wt (lbs/ea)	Approx Wt (kg/ea)	Max Rec WP (psi)	Max Rec WP (bar)	Std Pack Qty (ea)	Stock Status **
7212GY25-J050	1/4	6.4	50	15.24	4.37	1.98	300	20.7	5	Y
7212GY25-J100	1/4	6.4	100	30.48	8.74	3.96	300	20.7	5	Y
7212GY38-J050	3/8	9.5	50	15.24	5.78	2.62	300	20.7	5	Y
7212GY38-J100	3/8	9.5	100	30.48	11.55	5.24	300	20.7	3	Y

** **Stock:** "Y" indicates stocked item; "N" indicates non-stocked item. Stock status subject to change. Contact Parker Customer Service.

NOTE: Do not use external bands or clamps with push-on couplings.

Chemical



Hose Selector Guide – by application

Series	Trademark	Hose Application / Construction / Selector Guide		Tube	Cover	Size Range (in)	Pressure Range (psi)	Temp Range (°F)	Page No.
7108		Paint transfer		Nylon	Chloroprene	1/4 - 1/2	500-750	0 / +200	80
7180	THORO-SPRAY®	Chemical spray		Nitrile	Nitrile/PVC	1/4 - 1/2	800	-20 / +180	79
7261		Anhydrous ammonia	Stainless steel reinforced	EPDM	EPDM	1 - 2	350	-40 / +180	77
7262		Anhydrous ammonia	Nylon reinforced	EPDM	EPDM	1/2 - 2	350	-40 / +180	75
7274	POLY-CHEM®	Chemical transfer	Corrugated, green	XLPE	EPDM	1 - 4	150-200	-20 / +160	63
7276	POLY-CHEM®	Chemical transfer	Smooth, green	XLPE	EPDM	3/4 - 4	150-200	-20 / +160	64
7373T	BLUE THUNDER®	Chemical transfer	Corrugated, blue	UHMWPE	EPDM	3/4 - 4	200	-40 / +250	58
SMC683	RELIAMAX®	Chemical transfer	Corrugated, black	MXLPE	EPDM	3/4 - 4	200	-40 / +250	67
SP100			PVC banding coil	n/a	n/a	2 - 6	n/a	n/a	71
XSP100			PVC abrasion coil	n/a	n/a	2 - 6	n/a	n/a	71
SP483	LIGHT-N-BRIGHT™	Chemical transfer	PVC external helix	MXLPE	Synthetic rubber	2 - 4	150	-40 / +180	70
SW373		Chemical transfer	Smooth, yellow	FEP	EPDM	1/2 - 4	100-500	-40 / +300	72
SW383	EXACT-CHEM™	Chemical transfer	Smooth, blue	MXLPE	EPDM	1 - 6	150-200	-40 / +180	68
SW574	TITANFLEX®	Chemical transfer	Smooth, blue	FEP	EPDM	3/4 - 4	200-400	-40 / +300	73
SW593	SPARTAN™	Chemical transfer	Smooth, green	UHMWPE	EPDM	1 - 3	200	-40 / +250	62
SWC683	TITANFLEX®	Chemical transfer	Corrugated, black	MXLPE	EPDM	1 - 4	200-250	-40 / +250	65
SWC683G	TITANFLEX®	Chemical transfer	Corrugated, green	MXLPE	EPDM	1 - 4	200-250	-40 / +250	65
SWC693	TITANFLEX®	Chemical transfer	Corrugated, green	UHMWPE	EPDM	1 - 4	200-250	-40 / +250	60

NOTE: This is a guide only. It is the responsibility of the end user to select and/or test the most appropriate product for the application. Refer to product pages for specific data. Contact Parker for additional information.

See the following page for the Hose Selector Guide by industry standard. Refer to pages 9-10 for a complete listing of industry standards.

See pages ii through iv for an index of all product series by series number and pages v through xv for an index by application and by series name.

Due to continual product improvements, Parker reserves the right to alter specifications without prior notice.

Hose Selector Guide – by industry standard

Industry Standards	ARPM IP-14	FDA	USDA	3-A
Hose Series	7261	SW373	SW373	SW373
	7262	SW383	SW383	SW383
		SW574	SW574	SW574
		SWC693	SWC693	SWC693

NOTE: This is a guide only. It is the responsibility of the end user to select and/or test the most appropriate product for the application. Refer to product pages for specific data. Contact Parker for additional information.

See the previous page for the Hose Selector Guide by application. Refer to pages 9-10 for a complete listing of industry standards.

See pages ii through iv for an index of all product series by series number and pages v through xv for an index by application and by series name.



BLUE THUNDER® UHMWPE Chemical Hose

Series 7373T

Series 7373T is a high pressure, high temperature suction and discharge hose designed to handle approximately 98% of commonly used acids, chemicals and solvents. The ultra high molecular weight polyethylene (UHMWPE) tube will not leach into and contaminate the product being conveyed, and features a temperature rating to 250°F (121°C). The corrugated hose construction incorporates a dual wire helix that provides full suction capability, kink resistance, flexibility for ease of handling, and a path to conduct a static electrical charge to ground. The cover is resistant to abrasion, mild chemicals and ozone. Series 7373T is available in 200-foot continuous lengths.

NOTE: Refer to the [Safety and Technical section](#) of this catalog for safety, handling and use information. Refer to the [Chemical Guide section](#) of this catalog to determine compatibility with specific chemicals. Contact Parker for additional chemical compatibility information.

Tube:	Translucent ultra high molecular weight polyethylene (UHMWPE)
Reinforcement:	Multiple textile plies with dual wire helix
Cover:	Blue EPDM; corrugated wrapped finish
Temp. Range:	-40°F to +250°F (-40°C to +121°C)
Brand Method:	Yellow text on blue stripe
Brand Example:	PARKER SERIES 7373T BLUE THUNDER® UHMWPE TUBE MAX WP 200 PSI MADE IN USA (LOT#)
Design Factor:	4:1
Industry Standards:	None applicable
Applications:	<ul style="list-style-type: none"> • Acid, chemicals, solvents • In-plant and storage tank transfer • Delivery, transport
Vacuum:	Full
Compare to:	Boston Chemcat; Gates Renegade; Veyance Fabchem
Packaging:	Coils

(Continued on the following page)

⚠ WARNINGS!

- It is the responsibility of the user to determine if the hose is suitable for the application. Most chemical resistance guides are based on temperatures of 70°F (21°C). Elevated temperatures can change the chemical resistance ratings. Many chemicals will become more aggressive as temperatures increase, reducing the ability of hose compounds to withstand them. Contact Parker for chemical compatibility data at elevated temperatures. If no data exists, users are required to perform compatibility testing at the desired temperature.
- At operating temperatures of 125°F and above, only permanently attached couplings should be installed. At any operating temperature, couplings attached with bands or clamps may reduce the working pressure of the hose assembly to less than the maximum rated working pressure of the hose. Refer to the [NAHAD Industrial Hose Assembly Guidelines](#).
- Do not use with internally expanded couplings. Refer to chemical hoses that incorporate a MXLPE tube.

Series 7373T Hose – Blue Thunder® UHMWPE Chemical Hose (Continued)

Part Number	ID (in)	ID (mm)	Reinf Plies	OD (in)	OD (mm)	Approx Wt (lbs/ft)	Approx Wt (kg/ft)	Min Bend Rad (in)	Min Bend Rad (mm)	Max Rec WP (psi)	Max Rec WP (bar)	Perm Cplg Rec *	Std Pack Qty (ft)	Stock Status **
7373T-750	3/4	19.1	2	1.193	30.3	0.40	0.18	3.0	76.2	200	13.8	43	100	Y
7373T-1000	1	25.4	2	1.457	37.0	0.55	0.25	3.0	76.2	200	13.8	43	100	Y
7373T-1250	1-1/4	31.8	2	1.700	43.2	0.64	0.29	4.0	101.6	200	13.8	43	100	Y
7373T-1500	1-1/2	38.1	2	1.965	49.9	0.79	0.36	5.0	127.0	200	13.8	43	100	Y
7373T-2000	2	50.8	2	2.560	65.0	1.27	0.58	6.0	152.4	200	13.8	43, RE, RST, TM, WC	100	Y
7373T-2500	2-1/2	63.5	4	3.154	80.1	1.73	0.78	7.0	177.8	200	13.8	*	100	N
7373T-3000	3	76.2	4	3.645	92.6	2.12	0.96	7.0	177.8	200	13.8	HAPS, RE, RST, TM	100	Y
7373T-4000	4	101.6	4	4.724	120.0	3.02	1.37	8.0	203.2	200	13.8	HAPS	100	Y

* **Couplings:** Refer to CrimpSource at www.safehose.com for coupling recommendations and crimp specifications.

** **Stock:** "Y" indicates stocked item; "N" indicates non-stocked item. Stock status subject to change. Contact Parker Customer Service.



TITANFLEX® UHMWPE Chemical Hose FDA, USDA, 3-A Series SWC693

Series SWC693 is an extremely flexible, high pressure, high temperature suction and discharge hose designed to handle approximately 98% of commonly used acids, chemicals and solvents as well as food, pharmaceutical and sanitary materials. The hose is manufactured using polished stainless steel mandrels for an ultra-smooth tube that will not impart taste or odor. The ultra high molecular weight polyethylene (UHMWPE) tube meets FDA, USDA and 3-A requirements and will not leach into and contaminate the product being conveyed. The lightweight corrugated hose construction incorporates a dual wire helix that provides full suction capability, superior kink resistance, minimal force-to bend and a path to conduct a static electrical charge to ground. The cover is resistant to abrasion, mild chemicals and ozone.

NOTE: Refer to the [Safety and Technical](#) section of this catalog for safety, handling and use information. Refer to the [Chemical Guide](#) section of this catalog to determine compatibility with specific chemicals. Contact Parker for additional chemical compatibility information.

Tube:	Translucent ultra high molecular weight polyethylene (UHMWPE)
Reinforcement:	Multiple textile plies with dual wire helix
Cover:	Green EPDM; corrugated wrapped finish
Temp. Range:	-40°F to +250°F (-40°C to +121°C)
Brand Method:	Black text on yellow stripe
Brand Example:	PARKER SERIES SWC693 TITANFLEX® UHMWPE CHEMICAL SUCTION HOSE XXX PSI MADE IN USA
Design Factor:	4:1
Industry Standards:	FDA, USDA, 3-A
Applications:	<ul style="list-style-type: none"> • Non-fatty and non-oily foods and liquids, potable water, sanitary products • Acids, chemicals, solvents • In-plant and tank transfer, delivery, transport
Vacuum:	Full
Packaging:	Coils

(Continued on the following page)

⚠️ WARNINGS!

- It is the responsibility of the user to determine if the hose is suitable for the application. Most chemical resistance guides are based on temperatures of 70°F (21°C). Elevated temperatures can change the chemical resistance ratings. Many chemicals will become more aggressive as temperatures increase, reducing the ability of hose compounds to withstand them. Contact Parker for chemical compatibility data at elevated temperatures. If no data exists, users are required to perform compatibility testing at the desired temperature.
- At operating temperatures of 125°F and above, only permanently attached couplings should be installed. At any operating temperature, couplings attached with bands or clamps may reduce the working pressure of the hose assembly to less than the maximum rated working pressure of the hose. Refer to the [NAHAD Industrial Hose Assembly Guidelines](#).
- Do not use with internally expanded couplings. Refer to chemical hoses that incorporate a MXLPE tube.

Series SWC693 Hose – Titanflex® UHMWPE Chemical Hose (Continued)

Part Number	ID (in)	ID (mm)	Reinf Plies	OD (in)	OD (mm)	Approx Wt (lbs/ft)	Approx Wt (kg/ft)	Min Bend Rad (in)	Min Bend Rad (mm)	Max Rec WP (psi)	Max Rec WP (bar)	Perm Cplg Rec *	Std Pack Qty (ft)	Stock Status **
SWC693-1000	1	25.4	2	1.375	34.9	0.38	0.17	1.0	25.4	250	17.2	HAPS	100	Y
SWC693-1250	1-1/4	31.8	2	1.625	41.3	0.48	0.22	1.3	33.0	250	17.2	*	100	N
SWC693-1500	1-1/2	38.1	2	1.875	47.8	0.62	0.28	1.5	38.1	250	17.2	HAPS	100	N
SWC693-2000	2	50.8	2	2.438	61.9	0.93	0.42	2.0	50.8	250	17.2	HAPS	100	Y
SWC693-3000	3	76.2	2	3.438	87.3	1.45	0.66	4.5	114.3	200	13.8	*	100	Y
SWC693-4000	4	101.6	2	4.500	114.3	2.17	0.98	8.0	203.2	200	13.8	*	100	Y

* **Couplings:** Refer to CrimpSource at www.safehose.com for coupling recommendations and crimp specifications.

** **Stock:** “Y” indicates stocked item; “N” indicates non-stocked item. Stock status subject to change. Contact Parker Customer Service.



SPARTAN™ UHMWPE Chemical Hose

Series SW593

Series SW593 is a lightweight, high pressure, high temperature suction and discharge hose designed to handle approximately 98% of commonly used acids, chemicals and solvents. The ultra high molecular weight polyethylene (UHMWPE) tube will not leach into and contaminate the product being conveyed. The hose construction incorporates a dual wire helix that provides full suction capability, kink resistance, flexibility for ease of handling, and a path to conduct a static electrical charge to ground. The cover is resistant to abrasion, mild chemicals and ozone.

NOTE: Refer to the [Safety and Technical](#) section of this catalog for safety, handling and use information. Refer to the [Chemical Guide](#) section of this catalog to determine compatibility with specific chemicals. Contact Parker for additional chemical compatibility information.

Tube:	Translucent ultra high molecular weight polyethylene (UHMWPE)
Reinforcement:	Multiple textile plies with dual wire helix
Cover:	Green EPDM; wrapped finish
Temp. Range:	-40°F to +250°F (-40°C to +121°C)
Brand Method:	Green text on yellow stripe
Brand Example:	PARKER SERIES SW593 SPARTAN™ UHMWPE CHEMICAL SUCTION HOSE 200 PSI WP
Design Factor:	4:1
Industry Standards:	None applicable
Applications:	<ul style="list-style-type: none"> • Acids, chemicals, solvents • In-plant tank transfer • Delivery, transport
Vacuum:	Full
Packaging:	Coils

Part Number	ID (in)	ID (mm)	Reinf Plies	OD (in)	OD (mm)	Approx Wt (lbs/ft)	Approx Wt (kg/ft)	Min Bend Rad (in)	Min Bend Rad (mm)	Max Rec WP (psi)	Max Rec WP (bar)	Perm Cplg Rec *	Std Pack Qty (ft)	Stock Status **
SW593-1000	1	25.4	2	1.375	34.9	0.41	0.19	6.0	152.4	200	13.8	*	100	Y
SW593-1500	1-1/2	38.1	2	1.875	47.6	0.63	0.29	9.0	228.6	200	13.8	*	100	N
SW593-2000	2	50.8	2	2.438	61.9	1.01	0.46	12.0	304.8	200	13.8	*	100	Y
SW593-3000	3	76.2	2	3.440	87.3	1.63	0.74	18.0	457.2	200	13.8	*	100	Y

* **Couplings:** Refer to CrimpSource at www.safehose.com for coupling recommendations and crimp specifications.

** **Stock:** "Y" indicates stocked item; "N" indicates non-stocked item. Stock status subject to change. Contact Parker Customer Service.

⚠ WARNINGS!

- It is the responsibility of the user to determine if the hose is suitable for the application. Most chemical resistance guides are based on temperatures of 70°F (21°C). Elevated temperatures can change the chemical resistance ratings. Many chemicals will become more aggressive as temperatures increase, reducing the ability of hose compounds to withstand them. Contact Parker for chemical compatibility data at elevated temperatures. If no data exists, users are required to perform compatibility testing at the desired temperature.
- At operating temperatures of 125°F and above, only permanently attached couplings should be installed. At any operating temperature, couplings attached with bands or clamps may reduce the working pressure of the hose assembly to less than the maximum rated working pressure of the hose. Refer to the [NAHAD Industrial Hose Assembly Guidelines](#).
- Do not use with internally expanded couplings. Refer to chemical hoses that incorporate a MXLPE tube.



POLY-CHEM®

XLPE Corrugated Chemical Hose

Series 7274

Series 7274 is a flexible suction and discharge hose designed to handle many commonly used acids, chemicals and solvents. The cross-linked polyethylene (XLPE) tube will not leach into and contaminate the product being conveyed. The corrugated hose construction incorporates a wire helix that provides full suction capability, flexibility, kink resistance and a path to conduct a static electrical charge to ground. The cover is resistant to abrasion, mild chemicals and ozone. Series 7274 is available in 200-foot continuous lengths.

NOTE: Refer to the [Safety and Technical section](#) of this catalog for safety, handling and use information. Refer to the [Chemical Guide section](#) of this catalog to determine compatibility with specific chemicals. Contact Parker for additional chemical compatibility information.

Tube:	Translucent cross-linked polyethylene (XLPE)
Reinforcement:	Multiple textile plies with dual wire helix
Cover:	Green EPDM; corrugated wrapped finish
Temp. Range:	-20°F to +160°F (-29°C to +71°C)
Brand Method:	Green text on yellow stripe
Brand Example:	PARKER SERIES 7274 CORRUGATED POLY-CHEM® 200 PSI MAX WP MADE IN USA (LOT#)
Design Factor:	4:1
Industry Standards:	None applicable
Applications:	<ul style="list-style-type: none"> • Acids, chemicals, solvents • In-plant tank transfer • Delivery, transport
Vacuum:	Full
Compare to:	Boston Panther Chemical Transfer; Veyance Blue Flexwing
Packaging:	Coils

Part Number	ID (in)	ID (mm)	Reinf Plies	OD (in)	OD (mm)	Approx Wt (lbs/ft)	Approx Wt (kg/ft)	Min Bend Rad (in)	Min Bend Rad (mm)	Max Rec WP (psi)	Max Rec WP (bar)	Perm Cplg Rec *	Std Pack Qty (ft)	Stock Status **
7274-1002	1	25.4	2	1.475	37.5	0.55	0.25	3.0	76.2	200	13.8	43	100	Y
7274-1252	1-1/4	31.8	2	1.710	43.4	0.63	0.29	4.0	101.6	200	13.8	43	100	Y
7274-1502	1-1/2	38.0	2	2.000	50.8	0.77	0.35	5.0	127.0	200	13.8	43	100	Y
7274-2002	2	50.8	2	2.519	65.2	1.14	0.52	6.0	152.4	200	13.8	43, RE, RST, TM, WC	100	Y
7274-2502	2-1/2	63.5	4	3.086	78.4	1.58	0.72	7.0	177.8	200	13.8	*	100	N
7274-3002	3	76.2	4	3.580	90.9	1.91	0.87	7.0	177.8	200	13.8	RE, RST, TM	100	Y
7274-4002	4	101.6	4	4.710	119.6	2.85	1.29	8.0	203.2	200	13.8	*	100	N

* **Couplings:** Refer to CrimpSource at www.safehose.com for coupling recommendations and crimp specifications.

** **Stock:** "Y" indicates stocked item; "N" indicates non-stocked item. Stock status subject to change. Contact Parker Customer Service.

⚠ WARNINGS!

- It is the responsibility of the user to determine if the hose is suitable for the application. Most chemical resistance guides are based on temperatures of 70°F (21°C). Elevated temperatures can change the chemical resistance ratings. Many chemicals will become more aggressive as temperatures increase, reducing the ability of hose compounds to withstand them. Contact Parker for chemical compatibility data at elevated temperatures. If no data exists, users are required to perform compatibility testing at the desired temperature.
- At operating temperatures of 125°F and above, only permanently attached couplings should be installed. At any operating temperature, couplings attached with bands or clamps may reduce the working pressure of the hose assembly to less than the maximum rated working pressure of the hose. Refer to the [NAHAD Industrial Hose Assembly Guidelines](#).
- Do not use with internally expanded couplings. Refer to chemical hoses that incorporate a MXLPE tube.



POLY-CHEM® XLPE Chemical Hose

Series 7276

Series 7276 is a suction and discharge hose designed to handle many commonly used acids, chemicals and solvents. The cross-linked polyethylene (XLPE) tube will not leach into and contaminate the product being conveyed. The hose construction incorporates a wire helix that provides full suction capability, kink resistance and a path to conduct a static electrical charge to ground. The cover is resistant to abrasion, mild chemicals and ozone. Series 7276 is available in 200-foot continuous lengths.

NOTE: Refer to the [Safety and Technical](#) section of this catalog for safety, handling and use information. Refer to the [Chemical Guide](#) section of this catalog to determine compatibility with specific chemicals. Contact Parker for additional chemical compatibility information.

Tube:	Translucent cross-linked polyethylene (XLPE)
Reinforcement:	Multiple textile plies with dual wire helix
Cover:	Green EPDM; wrapped finish
Temp. Range:	-20°F to +160°F (-29°C to +71°C)
Brand Method:	Green text on yellow stripe
Brand Example:	PARKER SERIES 7276 POLY-CHEM® HOSE 200 PSI MAX WP MADE IN USA (LOT#)
Design Factor:	4:1
Industry Standards:	None applicable
Applications:	<ul style="list-style-type: none"> • Acids, chemicals, solvents • In-plant tank transfer • Delivery, transport
Vacuum:	Full
Compare to:	Boston Panther Chemical Transfer; Veyance Blue Flexwing
Packaging:	Coils

Part Number	ID (in)	ID (mm)	Reinf Plies	OD (in)	OD (mm)	Approx Wt (lbs/ft)	Approx Wt (kg/ft)	Min Bend Rad (in)	Min Bend Rad (mm)	Max Rec WP (psi)	Max Rec WP (bar)	Perm Cplg Rec *	Std Pack Qty (ft)	Stock Status **
7276-752	3/4	19.1	2	1.250	31.8	0.45	0.20	3.0	76.2	200	13.8	43	100	Y
7276-1002	1	25.4	2	1.475	37.5	0.56	0.25	4.0	101.6	200	13.8	43	100	Y
7276-1252	1-1/4	31.8	2	1.715	43.6	0.65	0.29	5.0	127.0	200	13.8	43	100	Y
7276-1502	1-1/2	38.0	2	2.000	50.8	0.90	0.41	6.0	152.4	200	13.8	43	100	Y
7276-2002	2	50.8	2	2.567	65.2	1.32	0.60	8.0	203.2	200	13.8	43, HAPS, RE, RST, TM, WC	100	Y
7276-3002	3	76.2	4	3.606	91.6	2.10	0.95	12.0	304.8	200	13.8	RE, RST, TM	100	Y
7276-4002	4	101.6	4	4.700	119.4	2.99	1.36	16.0	406.4	200	13.8	*	100	N

* **Couplings:** Refer to CrimpSource at www.safehose.com for coupling recommendations and crimp specifications.

** **Stock:** "Y" indicates stocked item; "N" indicates non-stocked item. Stock status subject to change. Contact Parker Customer Service.

⚠ WARNINGS!

- ▶ It is the responsibility of the user to determine if the hose is suitable for the application. Most chemical resistance guides are based on temperatures of 70°F (21°C). Elevated temperatures can change the chemical resistance ratings. Many chemicals will become more aggressive as temperatures increase, reducing the ability of hose compounds to withstand them. Contact Parker for chemical compatibility data at elevated temperatures. If no data exists, users are required to perform compatibility testing at the desired temperature.
- ▶ At operating temperatures of 125°F and above, only permanently attached couplings should be installed. At any operating temperature, couplings attached with bands or clamps may reduce the working pressure of the hose assembly to less than the maximum rated working pressure of the hose. Refer to the [NAHAD Industrial Hose Assembly Guidelines](#).
- ▶ Do not use with internally expanded couplings. Refer to chemical hoses that incorporate a MXLPE tube.



TITANFLEX® Modified XLPE Chemical Hose

Series SWC683 (Black) and
Series SWC683G (Green)

Series SWC683/SWC683G is a flexible, lightweight, high pressure, high temperature suction and discharge hose designed to handle many commonly used acids, chemicals and solvents. The modified cross-linked polyethylene (MXLPE) tube will not leach into and contaminate the product being conveyed, and features a temperature rating to 250°F (121°C). Series SWC683/SWC683G can be cleaned with a 10% alkali bath, hot water or low pressure steam. The corrugated hose construction incorporates a dual wire helix that provides full suction capability, flexibility, kink resistance and a path to conduct a static electrical charge to ground, and is suitable for use with internally expanded couplings. The cover is resistant to abrasion, mild chemicals and ozone.

NOTE: Refer to the [Safety and Technical](#) section of this catalog for safety, handling and use information. Refer to the [Chemical Guide](#) section of this catalog to determine compatibility with specific chemicals. Contact Parker for additional chemical compatibility information.

Tube:	Tan modified cross-linked polyethylene (MXLPE)
Reinforcement:	Multiple textile plies with dual wire helix
Cover:	SWC683: Black EPDM, corrugated wrapped finish SWC683G: Green EPDM, corrugated wrapped finish
Temp. Range:	-40°F to +250°F (-40°C to +121°C)
Brand Method:	Red text on yellow stripe
Brand Example:	PARKER SERIES SWC683 (SWC683G) TITANFLEX® MOD XLPE CHEMICAL SUCTION XXX PSI WP MADE IN USA
Design Factor:	4:1
Industry Standards:	None applicable
Applications:	<ul style="list-style-type: none"> • Acid, chemicals, solvents • In-plant tank transfer • Delivery, transport
Vacuum:	Full
Compare To:	Gates Mustang
Packaging:	Coils

(Continued on the following page)

⚠ WARNINGS!

- It is the responsibility of the user to determine if the hose is suitable for the application. Most chemical resistance guides are based on temperatures of 70°F (21°C). Elevated temperatures can change the chemical resistance ratings. Many chemicals will become more aggressive as temperatures increase, reducing the ability of hose compounds to withstand them. Contact Parker for chemical compatibility data at elevated temperatures. If no data exists, users are required to perform compatibility testing at the desired temperature.
- At operating temperatures of 125°F and above, only permanently attached couplings should be installed. At any operating temperature, couplings attached with bands or clamps may reduce the working pressure of the hose assembly to less than the maximum rated working pressure of the hose. Refer to the [NAHAD Industrial Hose Assembly Guidelines](#).

Series SWC683 (Black) and Series SWC683G (Green) Hose – Titanflex® Modified XLPE Chemical Hose (Continued)

Series SWC683 (Black)

Part Number	ID (in)	ID (mm)	Reinf Plies	OD (in)	OD (mm)	Approx Wt (lbs/ft)	Approx Wt (kg/ft)	Min Bend Rad (in)	Min Bend Rad (mm)	Max Rec WP (psi)	Max Rec WP (bar)	Perm Cplg Rec *	Std Pack Qty (ft)	Stock Status **
SWC683-1000	1	25.4	2	1.500	38.1	0.49	0.22	2.0	50.8	250	17.2	*	100	Y
SWC683-1500	1-1/2	38.1	2	2.031	51.6	0.71	0.32	3.0	76.2	250	17.2	*	100	Y
SWC683-2000	2	50.8	2	2.563	65.1	1.05	0.48	4.0	101.6	250	17.2	*	100	Y
SWC683-2500	2-1/2	63.5	2	3.015	76.6	1.47	0.67	5.0	127.0	200	13.8	*	100	N
SWC683-3000	3	76.2	2	3.625	92.1	1.93	0.88	6.0	152.4	200	13.8	*	100	Y
SWC683-4000	4	101.6	2	4.625	117.5	2.60	1.21	8.0	203.2	175	12.1	*	100	Y
SWC683-6000	6	152.4	2	6.750	171.5	4.22	1.91	18.0	457.2	125	8.6	*	100	N

* **Couplings:** Refer to CrimpSource at www.safehose.com for coupling recommendations and crimp specifications.

** **Stock:** "Y" indicates stocked item; "N" indicates non-stocked item. Stock status subject to change. Contact Parker Customer Service.

Series SWC683G (Green)

Part Number	ID (in)	ID (mm)	Reinf Plies	OD (in)	OD (mm)	Approx Wt (lbs/ft)	Approx Wt (kg/ft)	Min Bend Rad (in)	Min Bend Rad (mm)	Max Rec WP (psi)	Max Rec WP (bar)	Perm Cplg Rec *	Std Pack Qty (ft)	Stock Status **
SWC683G-1000	1	25.4	2	1.500	38.1	0.49	0.22	2.0	50.8	250	17.2	*	100	Y
SWC683G-1500	1-1/2	38.1	2	2.031	51.6	0.77	0.35	3.0	76.2	250	17.2	*	100	N
SWC683G-2000	2	50.8	2	2.563	65.1	1.04	0.47	4.0	101.6	250	17.2	*	100	Y
SWC683G-2500	2-1/2	63.5	2	3.015	76.6	1.48	0.67	5.0	127.0	200	13.8	*	100	N
SWC683G-3000	3	76.2	2	3.625	92.1	1.98	0.90	6.0	152.4	200	13.8	*	100	Y
SWC683G-4000	4	101.6	2	4.625	117.5	2.66	1.21	8.0	203.2	175	12.1	*	100	Y

* **Couplings:** Refer to CrimpSource at www.safehose.com for coupling recommendations and crimp specifications.

** **Stock:** "Y" indicates stocked item; "N" indicates non-stocked item. Stock status subject to change. Contact Parker Customer Service.



RELIAMAX™

Modified XLPE Crush Resistant Corrugated Chemical Hose

Series SMC683

Series SMC683 is an extremely flexible, high pressure, high temperature suction and discharge hose designed to handle many commonly used acids, chemicals and solvents. The modified cross-linked polyethylene (MXLPE) tube will not leach into and contaminate the product being conveyed, and features a temperature rating to 250°F (121°C). The lightweight corrugated hose construction incorporates a dual monofilament helix that provides full suction capability with superior crush and kink resistance—allowing the hose to return to its original shape—and flexibility, and is suitable for use with internally expanded couplings. The dual static wires provide a path to conduct an electrical charge to ground. The cover is resistant to abrasion, mild chemicals and ozone.

NOTE: Refer to the [Safety and Technical](#) section of this catalog for safety, handling and use information. Refer to the [Chemical Guide](#) section of this catalog to determine compatibility with specific chemicals. Contact Parker for additional chemical compatibility information.

Tube:	Tan modified cross-linked polyethylene (MXLPE)
Reinforcement:	Multiple textile plies with dual monofilament helix and dual static wires
Cover:	Black EPDM; corrugated wrapped finish
Temp. Range:	-40°F to +250°F (-40°C to +121°C)
Brand Method:	Black text on yellow stripe
Brand Example:	PARKER SERIES SMC683 RELIAMAX™ CRUSH RESISTANT MOD XLPE CHEMICAL SUCTION HOSE 200 WP MADE IN USA
Design Factor:	4:1
Industry Standards:	None applicable
Applications:	<ul style="list-style-type: none"> • Acid, chemicals, solvents • In-plant tank transfer • Delivery, transport
Vacuum:	Full
Packaging:	Coils

Part Number	ID (in)	ID (mm)	Reinf Plies	OD (in)	OD (mm)	Approx Wt (lbs/ft)	Approx Wt (kg/ft)	Min Bend Rad (in)	Min Bend Rad (mm)	Max Rec WP (psi)	Max Rec WP (bar)	Perm Cplg Rec *	Std Pack Qty (ft)	Stock Status **
SMC683-750	3/4	19.1	2	1.344	34.0	0.46	0.21	3.0	76.2	200	13.8	*	100	N
SMC683-1000	1	25.4	2	1.563	39.7	0.57	0.26	4.0	101.6	200	13.8	*	100	N
SMC683-1500	1-1/2	38.1	2	2.094	53.2	0.79	0.36	6.0	152.4	200	13.8	*	100	N
SMC683-2000	2	50.8	2	2.750	69.9	1.16	0.53	8.0	203.2	200	13.8	*	100	N
SMC683-3000	3	76.2	2	3.781	96.0	1.86	0.84	14.0	355.6	200	13.8	*	100	N
SMC683-4000	4	101.6	2	4.781	121.4	2.46	1.12	20.0	508.0	200	13.8	*	100	N

* **Couplings:** Refer to CrimpSource at www.safehose.com for coupling recommendations and crimp specifications.

** **Stock:** "Y" indicates stocked item; "N" indicates non-stocked item. Stock status subject to change. Contact Parker Customer Service.

⚠️ WARNINGS!

- It is the responsibility of the user to determine if the hose is suitable for the application. Most chemical resistance guides are based on temperatures of 70°F (21°C). Elevated temperatures can change the chemical resistance ratings. Many chemicals will become more aggressive as temperatures increase, reducing the ability of hose compounds to withstand them. Contact Parker for chemical compatibility data at elevated temperatures. If no data exists, users are required to perform compatibility testing at the desired temperature.
- At operating temperatures of 125°F and above, only permanently attached couplings should be installed. At any operating temperature, couplings attached with bands or clamps may reduce the working pressure of the hose assembly to less than the maximum rated working pressure of the hose. Refer to the [NAHAD Industrial Hose Assembly Guidelines](#).



EXACT-CHEM™ Modified XLPE Chemical Hose FDA, USDA, 3-A Series SW383

Series SW383 is a high pressure, high temperature suction and discharge hose designed to handle many commonly used acids, chemicals and solvents. The hose construction incorporates a modified cross-linked polyethylene (MXLPE) tube that features a temperature rating to 180°F (82°C), meets FDA, USDA and 3-A requirements, and will not leach into and contaminate the product being conveyed. The dual wire helix provides full suction capability, kink resistance and a path to conduct a static electrical charge to ground, and is suitable for use with internally expanded couplings. The cover is resistant to abrasion, mild chemicals and ozone.

NOTE: Refer to the [Safety and Technical](#) section of this catalog for safety, handling and use information. Refer to the [Chemical Guide](#) section of this catalog to determine compatibility with specific chemicals. Contact Parker for additional chemical compatibility information.

Tube:	Tan modified cross-linked polyethylene (MXLPE)
Reinforcement:	Multiple textile plies with dual wire helix
Cover:	Blue EPDM; wrapped finish
Temp. Range:	-40°F to +180°F (-40°C to +82°C)
Brand Method:	Blue text on yellow stripe
Brand Example:	PARKER SERIES SW383 EXACT-CHEM™ MOD X-LINK HOSE XXX PSI WP MADE IN USA
Design Factor:	4:1
Industry Standards:	FDA, USDA, 3-A
Applications:	<ul style="list-style-type: none"> • Non-fatty and non-oily foods and liquids, potable water, sanitary products • Acid, chemicals, solvents • In-plant and tank transfer, delivery, transport
Vacuum:	Full
Compare to:	Boston Panther Chemical Transfer; Gates Mustang 45HW; Veyance Blue Flexwing
Packaging:	Coils

(Continued on the following page)

⚠️ WARNINGS!


- It is the responsibility of the user to determine if the hose is suitable for the application. Most chemical resistance guides are based on temperatures of 70°F (21°C). Elevated temperatures can change the chemical resistance ratings. Many chemicals will become more aggressive as temperatures increase, reducing the ability of hose compounds to withstand them. Contact Parker for chemical compatibility data at elevated temperatures. If no data exists, users are required to perform compatibility testing at the desired temperature.
- At operating temperatures of 125°F and above, only permanently attached couplings should be installed. At any operating temperature, couplings attached with bands or clamps may reduce the working pressure of the hose assembly to less than the maximum rated working pressure of the hose. Refer to the [NAHAD Industrial Hose Assembly Guidelines](#).

Series SW383 – Exact-Chem™ Modified XLPE Chemical Hose (Continued)

Part Number	ID (in)	ID (mm)	Reinf Plies	OD (in)	OD (mm)	Approx Wt (lbs/ft)	Approx Wt (kg/ft)	Min Bend Rad (in)	Min Bend Rad (mm)	Max Rec WP (psi)	Max Rec WP (bar)	Perm Cplg Rec *	Std Pack Qty (ft)	Stock Status **
SW383-1000	1	25.4	2	1.500	38.1	0.56	0.25	6.0	152.4	200	13.8	*	100	N
SW383-1250	1-1/4	31.8	2	1.750	44.5	0.68	0.31	8.0	203.2	200	13.8	*	100	N
SW383-1500	1-1/2	38.1	2	2.000	50.8	0.77	0.35	9.0	228.6	200	13.8	*	100	N
SW383-2000	2	50.8	2	2.531	64.3	1.08	0.49	12.0	304.8	200	13.8	*	100	Y
SW383-3000	3	76.2	2	3.656	92.9	2.02	0.92	18.0	457.2	150	10.3	*	100	Y
SW383-4000	4	101.6	2	4.719	119.9	3.03	1.37	28.0	711.2	150	10.3	*	100	Y
SW383-6000	6	152.4	2	6.813	173.0	5.90	2.68	42.0	1066.8	150	10.3	*	100	Y

* **Couplings:** Refer to CrimpSource at www.safehose.com for coupling recommendations and crimp specifications.

** **Stock:** "Y" indicates stocked item; "N" indicates non-stocked item. Stock status subject to change. Contact Parker Customer Service.



LIGHT-N-BRIGHT™ Modified XLPE Chemical Hose External PVC Helix

Series SP483

Series SP483 is an extremely flexible suction and discharge hose designed to handle many commonly used acids, chemicals and solvents. The modified cross-linked polyethylene (MXLPE) tube will not leach into and contaminate the product being conveyed. The lightweight hose construction incorporates a static wire as a path to conduct an electrical charge to ground, and the cover features an external PVC helix for full suction capability and superior abrasion, crush and kink resistance. Series SP100 banding coils are recommended for installation of couplings. Series XSP100 abrasion coils are available for maximum abrasion resistance along the entire length of the hose.

NOTE: Refer to the [Safety and Technical](#) section of this catalog for safety, handling and use information. Refer to the [Chemical Guide](#) section of this catalog to determine compatibility with specific chemicals. Contact Parker for additional chemical compatibility information.

Tube:	Tan modified cross-linked polyethylene (MXLPE)
Reinforcement:	Multiple textile plies with static wire
Cover:	Blue synthetic rubber with external orange PVC helix
Temp. Range:	-40° to +180°F (-40°C to +82°C)
Brand Method:	Not branded
Design Factor:	4:1
Industry Standards:	None applicable
Applications:	<ul style="list-style-type: none"> • Acid, chemicals, solvents • In-plant tank transfer • Delivery, transport
Vacuum:	Full
Packaging:	Coils
Couplings:	Requires SP100 Banding Coils

Part Number	ID (in)	ID (mm)	Reinf Plies	OD (in)	OD (mm)	Approx Wt (lbs/ft)	Approx Wt (kg/ft)	Min Bend Rad (in)	Min Bend Rad (mm)	Max Rec WP (psi)	Max Rec WP (bar)	Perm Cplg Rec *	Std Pack Qty (ft)	Stock Status **
SP483-2000	2	50.8	2	3.00	76.2	1.23	0.56	16.0	406.4	150	10.3	*	100	N
SP483-3000	3	76.2	2	4.00	101.6	1.76	0.80	24.0	609.6	150	10.3	*	100	N
SP483-4000	4	101.6	2	5.00	127.0	2.30	1.04	28.0	711.2	150	10.3	*	100	N

* **Couplings:** Refer to CrimpSource at www.safehose.com for coupling recommendations and crimp specifications.

** **Stock:** "Y" indicates stocked item; "N" indicates non-stocked item. Stock status subject to change. Contact Parker Customer Service.

⚠ WARNINGS!

- It is the responsibility of the user to determine if the hose is suitable for the application. Most chemical resistance guides are based on temperatures of 70°F (21°C). Elevated temperatures can change the chemical resistance ratings. Many chemicals will become more aggressive as temperatures increase, reducing the ability of hose compounds to withstand them. Contact Parker for chemical compatibility data at elevated temperatures. If no data exists, users are required to perform compatibility testing at the desired temperature.
- At operating temperatures of 125°F and above, only permanently attached couplings should be installed. At any operating temperature, couplings attached with bands or clamps may reduce the working pressure of the hose assembly to less than the maximum rated working pressure of the hose. Refer to the [NAHAD Industrial Hose Assembly Guidelines](#).



Orange PVC Banding Coil / PVC Abrasion Coil

Series SP100 / XSP100

Series SP100 is a rugged PVC coil that threads onto a complementary hose end to create a uniform banding area for coupling attachment. The coil fills the gaps between the loops of the outer PVC helix of the hose, providing an area for securing the banding clamp or ferrule. Series XSP100 threads onto the entire length of a complementary hose to protect it from abrasion and scuffs, helping to extend hose life in highly abrasive areas. Series SP100 and XSP100 are applied to Parker SP204, SP330, SP353 and SP483 hoses.

SP100

Part Number	Hose ID (in)	Hose ID (mm)	Approx Wt (lbs/ft)	Approx Wt (kg/ft)	Turns	Stock Status **
SP100-2000	2	50.8	0.19	0.09	8	Y
SP100-3000	3	76.2	0.33	0.15	10	Y
SP100-4000	4	101.6	0.46	0.21	10	Y
SP100-6000	6	152.4	1.02	0.46	16	Y

** **Stock:** "Y" indicates stocked item; "N" indicates non-stocked item. Stock status subject to change. Contact Parker Customer Service.

Optional Colors: Gray, Green, Red, Sand Matte. Specify when ordering.





XSP100

Part Number	Hose ID (in)	Hose ID (mm)	Approx Wt (lbs/ft)	Approx Wt (kg/ft)	Ft.	Stock Status **
XSP100-2000	2	50.8	0.19	0.09	100	N
XSP100-3000	3	76.2	0.33	0.15	100	N
XSP100-4000	4	101.6	0.46	0.21	100	N
XSP100-6000	6	152.4	1.02	0.46	100	N

** **Stock:** "Y" indicates stocked item; "N" indicates non-stocked item. Stock status subject to change. Contact Parker Customer Service.

Optional Colors: Gray, Green, Red, Sand Matte. Specify when ordering.

Other colors available:

Gray	
Green	
Red	
Sand Matte	



FEP Chemical Hose

FDA, USDA, 3-A

Series SW373

Series SW373 is a premium quality high pressure, high temperature suction and discharge hose designed to handle approximately 99.5% of commonly used acids, chemicals and solvents, as well as food and sanitary materials. The fluorinated ethylene propylene (FEP) tube meets FDA, USDA and 3-A requirements, will not leach into and contaminate the product being conveyed, and features a temperature rating to 300°F (149°C). The hose construction incorporates a dual wire helix that provides full suction capability, kink resistance and a path to conduct a static electrical charge to ground. The cover is resistant to abrasion, mild chemicals and ozone.

NOTE: Refer to the [Safety and Technical](#) section of this catalog for safety, handling and use information. Refer to the [Chemical Guide](#) section of this catalog to determine compatibility with specific chemicals. Contact Parker for additional chemical compatibility information.

Tube:	White fluorinated ethylene propylene (FEP)
Reinforcement:	Multiple textile plies with dual wire helix
Cover:	Yellow EPDM; wrapped finish
Temp. Range:	-40° to +300°F (-40°C to +149°C)
Brand Method:	Yellow text on red stripe
Brand Example:	PARKER SERIES SW373 FEP HOSE MEETS FDA, 3-A & USDA REQUIREMENTS XXX PSI WP MADE IN USA
Design Factor:	4:1
Industry Standards:	FDA, USDA, 3-A
Applications:	<ul style="list-style-type: none"> • Non-fatty and non-oily foods and liquids, potable water, sanitary products • Acids, chemicals, solvents • In-plant and tank transfer, delivery, transport
Vacuum:	Full
Packaging:	Coils

Part Number	ID (in)	ID (mm)	Reinf Plies	OD (in)	OD (mm)	Approx Wt (lbs/ft)	Approx Wt (kg/ft)	Min Bend Rad (in)	Min Bend Rad (mm)	Max Rec WP (psi)	Max Rec WP (bar)	Perm Cplg Rec *	Std Pack Qty (ft)	Stock Status **
SW373-500	1/2	12.7	2	0.969	24.6	0.37	0.17	7.0	177.8	500	34.5	*	100	N
SW373-750	3/4	19.1	2	1.250	31.8	0.55	0.25	8.0	203.2	500	34.5	*	100	N
SW373-1000	1	25.4	2	1.531	38.9	0.69	0.31	9.0	228.6	400	27.6	*	100	N
SW373-1250	1-1/4	31.8	2	1.750	44.5	0.75	0.34	11.0	279.4	375	25.9	*	100	N
SW373-1500	1-1/2	38.1	2	2.125	54.0	1.11	0.50	12.0	304.8	350	24.1	*	100	N
SW373-2000	2	50.8	2	2.688	68.3	1.57	0.71	16.0	406.4	300	20.7	*	100	N
SW373-3000	3	76.2	4	3.875	98.4	2.86	1.30	30.0	762.0	200	13.8	*	100	N
SW373-4000	4	101.6	4	5.000	127.0	4.28	1.94	42.0	1066.8	150	10.3	*	100	N

* **Couplings:** Refer to CrimpSource at www.safehose.com for coupling recommendations and crimp specifications.

** **Stock:** "Y" indicates stocked item; "N" indicates non-stocked item. Stock status subject to change. Contact Parker Customer Service.

⚠️ WARNINGS!

- It is the responsibility of the user to determine if the hose is suitable for the application. Most chemical resistance guides are based on temperatures of 70°F (21°C). Elevated temperatures can change the chemical resistance ratings. Many chemicals will become more aggressive as temperatures increase, reducing the ability of hose compounds to withstand them. Contact Parker for chemical compatibility data at elevated temperatures. If no data exists, users are required to perform compatibility testing at the desired temperature.
- At operating temperatures of 125°F and above, only permanently attached couplings should be installed. At any operating temperature, couplings attached with bands or clamps may reduce the working pressure of the hose assembly to less than the maximum rated working pressure of the hose. Refer to the [NAHAD Industrial Hose Assembly Guidelines](#).





TITANFLEX®

FEP Chemical Hose

FDA, USDA, 3-A

Series SW574

Series SW574 is a flexible, lightweight, premium quality suction and discharge hose designed for use in high temperature, high pressure chemical and purity applications. The fluorinated ethylene propylene (FEP) tube is compatible with 99.5% of commonly used chemicals and solvents, as well as food, pharmaceutical and sanitary materials. The tube also has an elevated temperature rating of 300°F (149°C), will not leach into and contaminate the product being conveyed, and meets FDA, USDA and 3-A requirements. The special construction incorporates a dual wire helix that provides full suction capability, superior force-to-bend and kink resistance and a path to conduct a static electrical charge to ground. The EPDM cover is resistant to abrasion, mild chemicals and ozone.

NOTE: Refer to the [Safety and Technical section](#) of this catalog for safety, handling and use information. Refer to the [Chemical Guide section](#) of this catalog to determine compatibility with specific chemicals. Contact Parker for additional chemical compatibility information.

Tube:	White fluorinated ethylene propylene (FEP)
Reinforcement:	Multiple textile plies with dual wire helix
Cover:	Blue EPDM; wrapped finish
Temp. Range:	-40°F to +300°F (-40°C to +149°C)
Brand Method:	Red text on yellow stripe
Brand Example:	PARKER SERIES SW574 TITANFLEX® FEP CHEMICAL/FOOD QUALITY HOSE XXX PSI MEETS FDA/3-A/USDA REQUIREMENTS (3-A LOGO) MADE IN USA
Design Factor:	4:1
Industry Standards:	FDA, USDA, 3-A
Applications:	<ul style="list-style-type: none"> • Non-fatty and non-oily foods and liquids, potable water, sanitary products • Acids, chemicals, solvents • In-plant and tank transfer, delivery, transport
Vacuum:	Full
Packaging:	Coils

(Continued on the following page)

⚠️ WARNINGS!

- It is the responsibility of the user to determine if the hose is suitable for the application. Most chemical resistance guides are based on temperatures of 70°F (21°C). Elevated temperatures can change the chemical resistance ratings. Many chemicals will become more aggressive as temperatures increase, reducing the ability of hose compounds to withstand them. Contact Parker for chemical compatibility data at elevated temperatures. If no data exists, users are required to perform compatibility testing at the desired temperature.
- At operating temperatures of 125°F (52°C) and above, only permanently attached couplings should be installed. At any operating temperature, couplings attached with bands or clamps may reduce the working pressure of the hose assembly to less than the maximum rated working pressure of the hose. Refer to the [NAHAD Industrial Hose Assembly Guidelines](#).
- Do not use with internally expanded couplings. Refer to chemical hoses that incorporate a MXLPE tube.

Series SW574 – Titanflex® FEP Chemical Hose (Continued)

Part Number	ID (in)	ID (mm)	Reinf Plies	OD (in)	OD (mm)	Approx Wt (lbs/ft)	Approx Wt (kg/ft)	Min Bend Rad (in)	Min Bend Rad (mm)	Max Rec WP (psi)	Max Rec WP (bar)	Perm Cplg Rec *	Std Pack Qty (ft)	Stock Status **
SW574-750	3/4	19.1	2	1.281	32.5	0.48	0.22	2.0	50.8	400	27.6	*	100	N
SW574-1000	1	25.4	2	1.469	37.3	0.52	0.24	2.5	63.5	400	27.6	*	100	N
SW574-1500	1-1/2	38.1	2	2.031	51.6	0.81	0.37	4.0	101.6	300	20.7	*	100	N
SW574-2000	2	50.8	2	2.531	64.3	1.11	0.50	6.5	165.1	300	20.7	*	100	N
SW574-3000	3	76.2	2	3.688	93.7	2.17	0.98	12.0	304.8	200	13.8	*	100	N
SW574-4000	4	101.6	2	4.688	119.1	3.03	1.37	18.0	457.2	200	13.8	*	100	N

* **Couplings:** Refer to CrimpSource at www.safehose.com for coupling recommendations and crimp specifications.

** **Stock:** “Y” indicates stocked item; “N” indicates non-stocked item. Stock status subject to change. Contact Parker Customer Service.



Anhydrous Ammonia Hose

Nylon Reinforced

Series 7262

Series 7262 is a lightweight anhydrous ammonia transfer hose. The hose construction incorporates corrosion resistant high tensile nylon braids for flexibility and kink resistance. The perforated cover is resistant to abrasion, mild chemicals and ozone, and the distinctive dual green stripes provide color-coded identification.

NOTES: • Refer to the [Safety and Technical](#) section of this catalog for safety, handling and use information. Refer to the [Chemical Guide](#) section of this catalog to determine compatibility with specific chemicals.

- Contact Parker for additional chemical compatibility information, and for suitability for non-agricultural/industrial refrigeration applications.
- Do not use with LPG or natural gas.
- Series 7262 is a non-stock, seasonal product available only through Parker Certified Anhydrous Ammonia Hose Assembly Fabricators. Contact Parker for a referral.

Tube:	Black EPDM
Reinforcement:	Multiple textile braids
Cover:	Black EPDM; perforated wrapped finish
Temp. Range:	-40°F to +180°F (-40°C to +82°C)
Brand Method:	Side 1: Embossed Side 2: Two solid green stripes
Brand Example:	PARKER SERIES 7262 NYLON ANHYDROUS AMMONIA - (YEAR) - REMOVE NO LATER THAN (YEAR +6) - 350 PSI MAX WP ARPM (BATCH CODE) CAUTION ANHYDROUS AMMONIA USE ONLY - (YEAR) - REMOVE NO LATER THAN (YEAR +6)
Design Factor:	5:1
Industry Standards:	ARPM IP-14
Applications:	<ul style="list-style-type: none"> • Anhydrous ammonia • In-plant and tank transfer, transport and delivery; fertilizer dispensing • Agriculture
Vacuum:	Not recommended
Compare to:	Goodall N2000
Packaging:	Coils (bulk hose available only to Parker Certified Anhydrous Ammonia Hose Assembly Fabricators)

(Continued on the following page)

⚠ WARNINGS!

- ▶ Couplings attached with bands or clamps may reduce the working pressure of the hose assembly to less than the maximum rated working pressure of the hose. Refer to the [NAHAD Industrial Hose Assembly Guidelines](#).
- ▶ Refer to the [Safety and Technical](#) section of this catalog for the proper use of this hose.
- ▶ For Anhydrous Ammonia use ONLY. Do not use in Liquid Petroleum Gas (LPG)/Propane or Natural Gas applications. Use only with couplings qualified by Parker. Do not use with couplings containing hidden o-rings such as male swivel couplings. For non-agricultural or refrigeration applications, contact Parker.
- ▶ Contact with Anhydrous Ammonia (NH₃) will burn skin and is especially damaging to the eyes and lungs. This is true for its liquid and gaseous (vapor) state. Many accidents involving NH₃ have occurred by using the wrong hose. NH₃ hose must be specially compounded and constructed to handle the media. NEVER use a hose that is not designed for NH₃ because it may fail very quickly and cause bodily injury or death. It is especially important to ensure that only Anhydrous Ammonia hose is recommended and used for this service. Refer to [ARPM Publications IP-14 "Anhydrous Ammonia Hose, Specifications"](#) and [IP-11-2 "Anhydrous Ammonia Hose, Manual for Maintenance, Testing and Inspection."](#)

Series 7262 – Anhydrous Ammonia Hose, Nylon Reinforced (Continued)

Part Number	ID (in)	ID (mm)	Reinf Braids	OD (in)	OD (mm)	Approx Wt (lbs/ft)	Approx Wt (kg/ft)	Min Bend Rad (in)	Min Bend Rad (mm)	Max Rec WP (psi)	Max Rec WP (bar)	Perm Cplg Rec *	Std Pack Qty (ft)	Stock Status **
7262-502	1/2	12.7	2	0.950	24.1	0.25	0.11	5.0	127.0	350	24.1	7661	50	N
7262-752	3/4	19.1	2	1.250	31.8	0.38	0.17	8.0	203.2	350	24.1	HY	50	N
7262-1002	1	25.4	2	1.510	38.1	0.49	0.22	10.0	254.0	350	24.1	7661	50	N
7262-1252	1-1/4	31.8	2	1.781	45.2	0.61	0.28	12.0	304.8	350	24.1	HY	50	N
7262-1502K	1-1/2	38.1	2	2.030	51.6	0.73	0.33	14.0	355.6	350	24.1	43	50	N
7262-2003K	2	50.8	3	2.750	69.9	1.40	0.64	16.0	406.4	350	24.1	7661	50	N

* **Couplings:** Refer to CrimpSource at www.safehose.com for coupling recommendations and crimp specifications.

** **Stock:** “Y” indicates stocked item; “N” indicates non-stocked item. Stock status subject to change. Contact Parker Customer Service.

Hose Assemblies: Available only from Parker Certified Anhydrous Ammonia Hose Assembly Fabricators.



Anhydrous Ammonia Hose

Stainless Steel Reinforced

Series 7261

Series 7261 is a premium anhydrous ammonia transfer hose. The hose construction incorporates corrosion resistant high tensile stainless steel and nylon braids for superior durability and service life. The perforated cover is resistant to abrasion, mild chemicals and ozone, and the distinctive silver stripe provides color-coded identification.

NOTES: • [Refer to the Safety and Technical section](#) of this catalog for safety, handling and use information. [Refer to the Chemical Guide section](#) of this catalog to determine compatibility with specific chemicals.

- Contact Parker for additional chemical compatibility information, and for suitability for non-agricultural/industrial refrigeration applications.
- Do not use with LPG or natural gas.
- Series 7261 is a non-stock, seasonal product available only through Parker Certified Anhydrous Ammonia Hose Assembly Fabricators. Contact Parker for a referral.

Tube:	Black EPDM
Reinforcement:	One or multiple stainless steel braids and one textile braid
Cover:	Black EPDM; perforated wrapped finish
Temp. Range:	-40°F to +180°F (-40°C to +82°C)
Brand Method:	Side 1: Embossed Side 2: Solid silver stripe
Brand Example:	PARKER SERIES 7261 SS ANHYDROUS AMMONIA - (YEAR) REMOVE NO LATER THAN (YEAR +7) - 350 PSI MAX WP ARPM (BATCH CODE) - CAUTION ANHYDROUS AMMONIA USE ONLY - (YEAR) REMOVE NO LATER THAN (YEAR +7)
Design Factor:	5:1
Industry Standards:	ARPM IP-14
Applications:	<ul style="list-style-type: none"> • Anhydrous ammonia • In-plant and tank transfer, transport and delivery; fertilizer dispensing • Agriculture
Vacuum:	Not recommended
Compare to:	Goodall N2595
Packaging:	Coils (bulk hose available only to Parker Certified Anhydrous Ammonia Hose Assembly Fabricators)

(Continued on the following page)

⚠ WARNINGS!

- ▶ Couplings attached with bands or clamps may reduce the working pressure of the hose assembly to less than the maximum rated working pressure of the hose. [Refer to the NAHAD Industrial Hose Assembly Guidelines.](#)
- ▶ [Refer to the Safety and Technical section](#) of this catalog for the proper use of this hose.
- ▶ For Anhydrous Ammonia use ONLY. Do not use in Liquid Petroleum Gas (LPG)/Propane or Natural Gas applications. Use only with couplings qualified by Parker. Do not use with couplings containing hidden o-rings such as male swivel couplings. For non-agricultural or refrigeration applications, contact Parker.
- ▶ Contact with Anhydrous Ammonia (NH₃) will burn skin and is especially damaging to the eyes and lungs. This is true for its liquid and gaseous (vapor) state. Many accidents involving NH₃ have occurred by using the wrong hose. NH₃ hose must be specially compounded and constructed to handle the media. NEVER use a hose that is not designed for NH₃ because it may fail very quickly and cause bodily injury or death. It is especially important to ensure that only Anhydrous Ammonia hose is recommended and used for this service. [Refer to ARPM Publications IP-14 "Anhydrous Ammonia Hose, Specifications" and IP-11-2 "Anhydrous Ammonia Hose, Manual for Maintenance, Testing and Inspection."](#)

Series 7261 – Anhydrous Ammonia Hose, Stainless Steel Reinforced (Continued)

Part Number	ID (in)	ID (mm)	Reinf Braids	OD (in)	OD (mm)	Approx Wt (lbs/ft)	Approx Wt (kg/ft)	Min Bend Rad (in)	Min Bend Rad (mm)	Max Rec WP (psi)	Max Rec WP (bar)	Perm Cplg Rec *	Std Pack Qty (ft)	Stock Status **
7261-1001	1	25.4	2	1.500	38.1	0.65	0.29	12.0	304.8	350	24.1	43, 7661	50	N
7261-1252	1-1/4	31.8	2	1.781	45.2	0.85	0.39	16.5	419.1	350	24.1	43	50	N
7261-1501K	1-1/2	38.1	2	2.030	51.6	1.02	0.46	20.0	508.0	350	24.1	43	50	N
7261-2002K	2	50.8	3	2.625	66.7	1.61	0.73	25.0	635.0	350	24.1	7661	50	N

* **Couplings:** Refer to CrimpSource at www.safehose.com for coupling recommendations and crimp specifications.

** **Stock:** “Y” indicates stocked item; “N” indicates non-stocked item. Stock status subject to change. Contact Parker Customer Service.

Hose Assemblies: Available only from Parker Certified Anhydrous Ammonia Hose Assembly Fabricators.



THORO-SPRAY® High Pressure Chemical Spray Hose Series 7180

Series 7180 is a high pressure spray hose designed to handle liquid fertilizers, herbicides, many common chemicals and water. The hose construction incorporates braided textile reinforcement for kink resistance and superior coupling retention. The cover is resistant to mild chemicals and weathering, and is non-marking for commercial and residential use.

NOTE: Refer to the [Safety and Technical section](#) of this catalog for safety, handling and use information. Refer to the [Chemical Guide section](#) of this catalog to determine compatibility with specific chemicals. Contact Parker for additional chemical compatibility information.

Tube:	Black nitrile
Reinforcement:	Multiple textile braids
Cover:	Green nitrile/PVC; wrapped finish
Temp. Range:	-20°F to +180°F (-29°C to +82°C)
Brand Method:	Black ink
Brand Example:	PARKER SERIES 7180 THORO-SPRAY® HOSE XXX PSI MAX WP
Design Factor:	4:1
Industry Standards:	None applicable
Applications:	<ul style="list-style-type: none"> Fertilizers, pesticides Agricultural, commercial and residential sprayers
Vacuum:	Not recommended
Packaging:	Reels

Part Number	ID (in)	ID (mm)	Reinf Braids	OD (in)	OD (mm)	Approx Wt (lbs/ft)	Approx Wt (kg/ft)	Min Bend Rad (in)	Min Bend Rad (mm)	Max Rec WP (psi)	Max Rec WP (bar)	Perm Cplg Rec *	Std Pack Qty (ft)	Stock Status **
7180-252	1/4	6.4	2	0.625	15.9	0.16	0.07	3.0	76.2	800	55.2	*	500	N
7180-382	3/8	9.5	2	0.750	19.1	0.21	0.10	4.0	101.6	800	55.2	HY	500	N
7180-502	1/2	12.7	2	0.938	23.8	0.31	0.14	5.0	127.0	800	55.2	HY	500	Y

* **Couplings:** Refer to CrimpSource at www.safehose.com for coupling recommendations and crimp specifications.

** **Stock:** "Y" indicates stocked item; "N" indicates non-stocked item. Stock status subject to change. Contact Parker Customer Service.

⚠ WARNING! It is the responsibility of the user to determine if the hose is suitable for the application. Most chemical resistance guides are based on temperatures of 70°F (21°C). Elevated temperatures can change the chemical resistance ratings. Many chemicals will become more aggressive as temperatures increase, reducing the ability of hose compounds to withstand them. Contact Parker for chemical compatibility data at elevated temperatures. If no data exists, users are required to perform compatibility testing at the desired temperature.



Paint Fluid Hose

Series 7108

Series 7108 is a medium pressure transfer hose designed to handle high aromatic content products such as ketone solvents, lacquers, paint thinners, oil-based and water-based paints and many common chemicals. The hose construction incorporates a nylon tube that will not leach into and contaminate the product being conveyed, and the robust aramid reinforcement provides kink resistance, strength and superior coupling retention. The cover is resistant to mild chemicals, oil and ozone.

NOTES: • Refer to the [Safety and Technical](#) section of this catalog for safety, handling and use information. Refer to the [Chemical Guide](#) section of this catalog to determine compatibility with specific chemicals. Contact Parker for additional chemical compatibility information.

- Do not use in high pressure paint spray applications.

Tube:	Translucent nylon
Reinforcement:	Multiple aramid plies
Cover:	Black chloroprene; smooth finish
Temp. Range:	0°F to +200°F (-18°C to +93°C)
Brand Method:	White ink
Brand Example:	PARKER SERIES 7108 PAINT FLUID HOSE (ID) XXX PSI MAX WP MADE IN USA (DATE CODE)
Design Factor:	4:1
Industry Standards:	None applicable
Applications:	<ul style="list-style-type: none"> • Lacquers, light chemicals, paints, solvents, thinners • Connector, mixing, transfer service
Vacuum:	Not rated
Compare to:	Boston Nyall; Gates 77B; Veyance NR Spray
Packaging:	Reels

Part Number	ID (in)	ID (mm)	Reinf Plies	OD (in)	OD (mm)	Approx Wt (lbs/ft)	Approx Wt (kg/ft)	Min Bend Rad (in)	Min Bend Rad (mm)	Max Rec WP (psi)	Max Rec WP (bar)	Perm Cplg Rec *	Std Pack Qty (ft)	Stock Status **
7108-251	1/4	6.4	2	0.488	12.4	0.09	0.04	3.0	76.2	500	34.5	HY, 43	500	Y
7108-381	3/8	9.5	2	0.680	17.3	0.16	0.07	4.0	101.6	500	34.5	HY, 43	500	Y
7108-501	1/2	12.7	2	0.875	22.2	0.25	0.11	5.0	127.0	750	51.7	HY, 43	500	Y


* **Couplings:** Refer to CrimpSource at www.safehose.com for coupling recommendations and crimp specifications.

** **Stock:** "Y" indicates stocked item; "N" indicates non-stocked item. Stock status subject to change. Contact Parker Customer Service.

⚠ WARNINGS!

- ▶ It is the responsibility of the user to determine if the hose is suitable for the application. Most chemical resistance guides are based on temperatures of 70°F (21°C). Elevated temperatures can change the chemical resistance ratings. Many chemicals will become more aggressive as temperatures increase, reducing the ability of hose compounds to withstand them. Contact Parker for chemical compatibility data at elevated temperatures. If no data exists, users are required to perform compatibility testing at the desired temperature.
- ▶ Do not use in high pressure paint spray applications requiring a statically conductive hose.

Composite



Hose Selector Guide – by application

Series	Trademark	Hose Application / Construction / Selector Guide		Tube	Size Range (in)	Pressure Range (psi)	Temp Range (°F)	Page No.
1000		Vapor recovery	Yellow	Poly fabric	4 - 10	100	-40 / +212	83
2100		Petroleum	Blue	Poly fabric	1 - 10	150-250	-40 / +212	84
3100		Chemical	Black	Poly fabric	1 - 8	250	-40 / +212	86
4100		Chemical, aggressive	Green	Poly fabric	1 - 8	250	-40 / +212	87
4500		Petroleum, bottom loading	Blue	Poly fabric	3 - 4	200	-40 / +212	85
5100		Chemical, premium	Red	PTFE film	1 - 8	250	-40 / +212	88

NOTE: This is a guide only. It is the responsibility of the end user to select and/or test the most appropriate product for the application. Refer to product pages for specific data. Contact Parker for additional information.

Hose Selector Guide – by industry standard

Industry Standards	ABS	USCG
Hose Series	2100	1000

NOTE: This is a guide only. It is the responsibility of the end user to select and/or test the most appropriate product for the application. Refer to product pages for specific data. Contact Parker for additional information.

Refer to pages 9-10 for a complete listing of industry standards.

See pages ii through iv for an index of all product series by series number and pages v through xv for an index by application and by series name.

Due to continual product improvements, Parker reserves the right to alter specifications without prior notice.

Refer to Composite Hose Catalog 4805 for additional information.

Composite Hose and Biodiesel

Composite hose is designed to handle biodiesel to B100 in dedicated and non-dedicated service. Refer to the table on pages 213-214 for fuel compatibility and service conditions.



Vapor Recovery Hose

Series 1000

Inner Wire:	Galvanized steel (G)
Inner Liner:	Polypropylene fabric
Hose Wall:	Multiple layers of fabric/film/tubes
Cover:	Yellow PVC-covered polyester
Outer Wire:	Galvanized steel (G)
Temp Range:	-40°F to +212°F (-40°C to +100°C)
Brand Method:	White text on black stripe
Brand Example:	PARKER SERIES 1000 VAPOR RECOVERY HOSE 100 PSI MAX WP MADE IN USA
Design Factor:	4:1
Industry Standards:	USCG 33CFR 154.810
Applications:	Petroleum and petrochemical vapor recovery in bottom loading, ship-to-shore and tank truck transfer NOTE: Not for dry material service.
Vacuum:	Full
Compare to:	Apollo 110P; Dantec Danoil VR; Peraflex GGP-VRH; Tift 944 Chemflex VRH; Uni-Chem Uni-VR; Wilcox 1321

Part Number	ID (in)	ID (mm)	Approx Wt (lbs/ft)	Min Bend Rad (in)	Max Rec WP (psi)	Max Lg (ft)
1000GG-4000	4	101.6	3.0	11.0	100	70
1000GG-6000	6	152.4	4.0	16.0	100	65
1000GG-8000	8	203.2	8.0	22.0	100	65
1000GG-10000	10	254.0	18.0	35.0	100	50

Standard Wire:	G (Galvanized) inner and outer
Available Wire Options:	See table below
Alternate P/N Example:	1000GS-4000 (Galvanized inner, Stainless outer)
Coupling Rec:	Permanently attached one-piece male pipe or flanged ends; cam and groove. Refer to page 387 for standard factory coupling options.
Assemblies:	Per customer requirement; hydrostatically tested to 150% of the rated working pressure. Contact Parker.

Available Component Materials

Component	Description	Alpha Designation in Hose Part Number
Inner Wire	Galvanized Steel	G
	Stainless Steel (316)	S
Outer Wire	Galvanized Steel	G
	Stainless Steel (316)	S
Inner Liner	Polypropylene	n/a (Standard)
	Polytetrafluoroethylene (PTFE)	#
Couplings	Carbon Steel	—
	Stainless Steel	—

⚠ WARNING! It is the responsibility of the user to determine if the hose is suitable for the application. Elevated temperatures can change the chemical resistance ratings. Many chemicals will become more aggressive as temperatures increase, reducing the ability of hose materials to withstand them. Contact Parker for chemical compatibility data at elevated temperatures. [Refer to the Safety and Technical section](#) of this catalog for safety, handling and use information. [Refer to the Composite Hose table](#) in the Chemical Guide section of this catalog to determine compatibility with specific chemicals. Contact Parker for additional chemical compatibility information. If no data exists, users are required to perform compatibility testing at the desired temperature.

Notes:

- Inner liner and inner wire selection should match that of the composite transfer hose.
 - [See page 387](#) for additional coupling materials data.
- # Specify when ordering.



Petroleum Transfer Hose

Series 2100

Inner Wire:	Galvanized steel (G)
Inner Liner:	Polypropylene fabric
Hose Wall:	Multiple layers of fabric/film/tubes
Cover:	Blue PVC-covered polyester
Outer Wire:	Galvanized steel (G)
Temp Range:	-40°F to +212°F (-40°C to +100°C)
Brand Method:	Black text on gold stripe
Brand Example:	PARKER SERIES 2100 PETROLEUM TRANSFER HOSE XXX PSI MAX WP MADE IN USA
Design Factor:	4:1
Industry Standards:	American Bureau of Shipping (ABS) Certificate of Design Assessment 2009 Steel Vessels Rules
Applications:	Marine, plant processing, rail car, ship-to-shore, tank truck NOTE: Not for dry material service.
Vacuum:	Full
Compare to:	Apollo 100P; Dantec Danoil 7 GG; Peraflex GGP Hydrocarbon; Tift 901 Fuelmaster; Uni-Chem Uni-Oil GG; Wilcox 1091/1151 GG

Part Number	ID (in)	ID (mm)	Approx Wt (lbs/ft)	Min Bend Rad (in)	Max Rec WP (psi)	Max Lg (ft)
2100GG-1000	1	25.4	0.8	5.0	250	75
2100GG-1500	1-1/2	38.1	1.0	6.0	250	75
2100GG-2000	2	50.8	1.2	6.5	250	75
2100GG-2500	2-1/2	63.5	1.6	8.0	250	75
2100GG-3000	3	76.2	2.0	9.5	250	70
2100GG-4000	4	101.6	4.4	16.0	250	70
2100GG-6000	6	152.4	7.0	20.0	250	65
2100GG-8000	8	203.2	10.0	29.0	250	65
2100GG-10000	10	254.0	23.0	40.0	150	50

Standard Wire:	G (Galvanized) inner and outer
Available Wire Options:	See table below
Coupling Rec:	Permanently attached one-piece male pipe or flanged ends; cam and groove. Refer to page 387 for standard factory coupling options.
Assemblies:	Per customer requirement; hydrostatically tested to 150% of the rated working pressure. Contact Parker.

Available Component Materials

Component	Description	Alpha Designation in Hose Part Number
Inner Wire	Galvanized Steel	G
Outer Wire	Galvanized Steel	G
Inner Liner	Polypropylene	n/a (Standard)
	Polytetrafluoroethylene (PTFE) <i>Select PTFE for extremely high aromatic content</i>	#
Couplings	Carbon Steel	—
	Stainless Steel	—

See page 387 for additional coupling materials data.

Specify when ordering.

⚠ WARNING! It is the responsibility of the user to determine if the hose is suitable for the application. Elevated temperatures can change the chemical resistance ratings. Many chemicals will become more aggressive as temperatures increase, reducing the ability of hose materials to withstand them. Contact Parker for chemical compatibility data at elevated temperatures. [Refer to the Safety and Technical section](#) of this catalog for safety, handling and use information. [Refer to the Composite Hose table](#) in the Chemical Guide section of this catalog to determine compatibility with specific chemicals. Contact Parker for additional chemical compatibility information. If no data exists, users are required to perform compatibility testing at the desired temperature.



Bottom Loading Hose

Series 4500

Inner Wire:	Galvanized steel (G)
Inner Liner:	Polypropylene fabric
Hose Wall:	Multiple layers of fabric/film/tubes
Cover:	Blue PVC coated polyester
Outer Wire:	Galvanized steel (G)
Temp Range:	-40°F to +212°F (-40°C to +100°C)
Brand Method:	Black text on gold stripe
Brand Example:	PARKER SERIES 4500 BOTTOM LOADING HOSE 200 PSI MAX WP MADE IN USA
Design Factor:	4:1
Industry Standards:	None applicable
Applications:	Hose loading arms in bottom loading applications at bulk distributing and refining facilities NOTE: Not for dry material service.
Vacuum:	Full
Compare To:	Peraflex BL-GGP Bottom Loading; Tift 901/401 Bottom Loading; Uni-Chem Uni-BL; Wilcox 4124SS/4121SG

Part Number	ID (in)	ID (mm)	Approx Wt (lbs/ft)	Min Bend Rad (in)	Max Rec WP (psi)	Max Lg (ft)
4500GG-3000	3	76.2	2.0	9.5	200	70
4500GG-4000	4	101.6	4.4	16.0	200	70

Standard Wire:	G (Galvanized) inner and outer
Available Wire Options:	See table below
Coupling Rec:	Permanently attached one-piece TTMA (Truck Trailer Manufacturers Association) flanges. Refer to page 387 for standard factory coupling options.
Assemblies:	Per customer requirement; hydrostatically tested to 150% of the rated working pressure. Contact Parker.

Available Component Materials

Component	Description	Alpha Designation in Hose Part Number
Inner Wire	Galvanized Steel	G
Outer Wire	Galvanized Steel	G
Inner Liner	Polypropylene	n/a (Standard)
Couplings	Carbon Steel	–
	Stainless Steel	–

See [page 387](#) for additional coupling materials data.

⚠ WARNING! It is the responsibility of the user to determine if the hose is suitable for the application. Elevated temperatures can change the chemical resistance ratings. Many chemicals will become more aggressive as temperatures increase, reducing the ability of hose materials to withstand them. Contact Parker for chemical compatibility data at elevated temperatures. [Refer to the Safety and Technical section](#) of this catalog for safety, handling and use information. [Refer to the Composite Hose table](#) in the Chemical Guide section of this catalog to determine compatibility with specific chemicals. Contact Parker for additional chemical compatibility information. If no data exists, users are required to perform compatibility testing at the desired temperature.



Chemical Transfer Hose

Series 3100

Inner Wire:	Polypropylene-coated steel (P)
Inner Liner:	Polypropylene fabric
Hose Wall:	Multiple layers of fabric/film/tubes
Cover:	Black PVC coated polyester
Outer Wire:	Galvanized steel (G)
Temp Range:	-40°F to +212°F (-40°C to +100°C)
Brand Method:	Black text on gold stripe
Brand Example:	PARKER SERIES 3100 CHEMICAL TRANSFER HOSE 250 PSI MAX WP MADE IN USA

Design Factor:	4:1
Industry Standards:	None applicable
Applications:	Chemicals, inks, paints, plant processing, rail cars, tank trucks NOTE: Not for dry material service.

Vacuum:	Full
Compare to:	Apollo 1052P; Dantec Danchem PG/PS; Peraflex PGP Standard Chemical; Tift 951 PG/PS; Uni-Chem PG/PS; Wilcox 3091PG/3094PS

Part Number	ID (in)	ID (mm)	Approx Wt (lbs/ft)	Min Bend Rad (in)	Max Rec WP (psi)	Max Lg (ft)
3100PG-1000	1	25.4	0.8	5.0	250	75
3100PG-1500	1-1/2	38.1	1.0	6.0	250	75
3100PG-2000	2	50.8	1.2	6.5	250	75
3100PG-2500	2-1/2	63.5	1.6	8.0	250	75
3100PG-3000	3	76.2	2.0	9.5	250	70
3100PG-4000	4	101.6	4.4	16.0	250	70
3100PG-6000	6	152.4	7.0	20.0	250	65
3100PG-8000	8	203.2	10.0	29.0	250	65

Standard Wire:	P (Polypropylene-coated steel inner) and G (Galvanized) outer
Available Wire Options:	See table below
Alternate P/N Example:	3100PS-4000 (Polypropylene coated inner, Stainless outer)
Coupling Rec:	Permanently attached one-piece male pipe or flanged ends; cam and groove. Refer to page 387 for standard factory coupling options.
Assemblies:	Per customer requirement; hydrostatically tested to 150% of the rated working pressure. Contact Parker.

Available Component Materials

Component	Description	Alpha Designation in Hose Part Number
Inner Wire	Polypropylene-coated steel	P
Outer Wire	Galvanized Steel	G
	Stainless Steel (316)	S
Inner Liner	Polypropylene	n/a (Standard)
Couplings	Carbon Steel	—
	Stainless Steel	—

See [page 387](#) for additional coupling materials data.

⚠ WARNING! It is the responsibility of the user to determine if the hose is suitable for the application. Elevated temperatures can change the chemical resistance ratings. Many chemicals will become more aggressive as temperatures increase, reducing the ability of hose materials to withstand them. Contact Parker for chemical compatibility data at elevated temperatures. [Refer to the Safety and Technical section](#) of this catalog for safety, handling and use information. [Refer to the Composite Hose table](#) in the Chemical Guide section of this catalog to determine compatibility with specific chemicals. Contact Parker for additional chemical compatibility information. If no data exists, users are required to perform compatibility testing at the desired temperature.



Aggressive Chemical Transfer Hose

Series 4100

Inner Wire: Stainless steel (S)
Inner Liner: Polypropylene fabric
Hose Wall: Multiple layers of fabric/film/tubes
Cover: Green PVC coated polyester
Outer Wire: Stainless steel (S)
Temp Range: -40°F to +212°F (-40°C to +100°C)
Brand Method: Black text on gold stripe
Brand Example: PARKER SERIES 4100 AGGRESSIVE CHEMICAL TRANSFER HOSE
 250 PSI MAX WP MADE IN USA

Design Factor: 4:1
Industry Standards: None applicable
Applications: Chemicals, inks, paints, plant processing, rail cars, tank trucks
NOTE: Not for dry material service.

Vacuum: Full
Compare to: Apollo 1052S; Dantec SS/SG; Peraflex SSP/SGP Chemical;
 Tift 951 SS/SG; Uni-Chem SS/SG; Wilcox 4094SS/4091SG

Part Number	ID (in)	ID (mm)	Approx Wt (lbs/ft)	Min Bend Rad (in)	Max Rec WP (psi)	Max Lg (ft)
4100SS-1000	1	25.4	0.8	5.0	250	75
4100SS-1500	1-1/2	38.1	1.0	6.0	250	75
4100SS-2000	2	50.8	1.2	6.5	250	75
4100SS-2500	2-1/2	63.5	1.6	8.0	250	75
4100SS-3000	3	76.2	2.0	9.5	250	70
4100SS-4000	4	101.6	4.4	16.0	250	70
4100SS-6000	6	152.4	7.0	20.0	250	65
4100SS-8000	8	203.2	10.0	29.0	250	65

Standard Wire: S (Stainless) inner and outer
Available Wire Options: See table below
Alternate P/N Example: 4100SG-4000 (Stainless inner, Galvanized outer)
Coupling Rec: Permanently attached one-piece male pipe or flanged ends; cam and groove. [Refer to page 387](#) for standard factory coupling options.
Assemblies: Per customer requirement; hydrostatically tested to 150% of the rated working pressure. Contact Parker.

Available Component Materials

Component	Description	Alpha Designation in Hose Part Number
Inner Wire	Stainless Steel (316)	S
Outer Wire	Galvanized Steel	G
	Stainless Steel (316)	S
Inner Liner	Polypropylene	n/a (Standard)
Couplings	Carbon Steel	—
	Stainless Steel	—

See [page 387](#) for additional coupling materials data.

⚠ WARNING! It is the responsibility of the user to determine if the hose is suitable for the application. Elevated temperatures can change the chemical resistance ratings. Many chemicals will become more aggressive as temperatures increase, reducing the ability of hose materials to withstand them. Contact Parker for chemical compatibility data at elevated temperatures. [Refer to the Safety and Technical section](#) of this catalog for safety, handling and use information. [Refer to the Composite Hose table](#) in the Chemical Guide section of this catalog to determine compatibility with specific chemicals. Contact Parker for additional chemical compatibility information. If no data exists, users are required to perform compatibility testing at the desired temperature.



PTFE Chemical Transfer Hose

Series 5100

Inner Wire:	Stainless steel (S)
Inner Liner:	Polytetrafluoroethylene (PTFE / Teflon®) film
Hose Wall:	Multiple layers of fabric/film/tubes
Cover:	Red PVC coated polyester
Outer Wire:	Stainless steel (S)
Temp Range:	-40°F to +212°F (-40°C to +100°C)
Brand Method:	Black text on gold stripe
Brand Example:	PARKER SERIES 5100 PTFE CHEMICAL TRANSFER HOSE 250 PSI MAX WP MADE IN USA
Design Factor:	4:1
Industry Standards:	None applicable
Applications:	Chemicals, inks, paints, pharmaceuticals, plant processing, rail cars, tank trucks NOTE: Not for dry material service.
Vacuum:	Full
Compare To:	Apollo 1052T; Dantec Danflon SS/SG; Peraflex SST/SGT Aggressive Chemical; Tift 947 Tel-Flex SS/SG; Uni-Chem Uni-Flon SS/SG; Wilcox 4124SS/4121SG

Part Number	ID (in)	ID (mm)	Approx Wt (lbs/ft)	Min Bend Rad (in)	Max Rec WP (psi)	Max Lg (ft)
5100SS-1000	1	25.4	0.8	5.0	250	75
5100SS-1500	1-1/2	38.1	1.0	6.0	250	75
5100SS-2000	2	50.8	1.2	6.5	250	75
5100SS-2500	2-1/2	63.5	1.6	8.0	250	75
5100SS-3000	3	76.2	2.0	9.5	250	70
5100SS-4000	4	101.6	4.4	16.0	250	70
5100SS-6000	6	152.4	7.0	20.0	250	65
5100SS-8000	8	203.2	10.0	29.0	250	65

Standard Wire:	S (Stainless) inner and outer
Available Wire Options:	See table below
Alternate P/N Example:	5100SG-4000 (Stainless inner, Galvanized outer)
Coupling Rec:	Permanently attached one-piece male pipe or flanged ends; cam and groove. Refer to page 387 for standard factory coupling options.
Assemblies:	Per customer requirement; hydrostatically tested to 150% of the rated working pressure. Contact Parker.

Available Component Materials

Component	Description	Alpha Designation in Hose Part Number
Inner Wire	Stainless Steel (316)	S
Outer Wire	Galvanized Steel	G
	Stainless Steel (316)	S
Inner Liner	Polytetrafluoroethylene (PTFE)	n/a (Standard)
Couplings	Carbon Steel	—
	Stainless Steel	—

See [page 387](#) for additional coupling materials data.

⚠ WARNING! It is the responsibility of the user to determine if the hose is suitable for the application. Elevated temperatures can change the chemical resistance ratings. Many chemicals will become more aggressive as temperatures increase, reducing the ability of hose materials to withstand them. Contact Parker for chemical compatibility data at elevated temperatures. [Refer to the Safety and Technical section](#) of this catalog for safety, handling and use information. [Refer to the Composite Hose table](#) in the Chemical Guide section of this catalog to determine compatibility with specific chemicals. Contact Parker for additional chemical compatibility information. If no data exists, users are required to perform compatibility testing at the desired temperature.

Dock



Hose Selector Guide – by application

Series	Trademark	Hose Application / Construction / Selector Guide		Tube	Cover	Size Range (in)	Pressure Range (psi)	Temp Range (°F)	Page No.
EW339		Petroleum	50% aromatics	Nitrile	Synthetic rubber	6 - 12	200	-40 / +180	91
EW355		Petroleum	50% aromatics	Nitrile	Synthetic rubber	6 - 12	250	-40 / +180	92
EW399		Petrochemical	100% aromatics	FKM	Synthetic rubber	4 - 10	250	-40 / +180	96
EW460		Molten sulphur		EPDM	EPDM	6 - 10	200	-40 / +300	97
EW499		Hot tar & asphalt		FKM	Synthetic rubber	4 - 10	200	-40 / +350	98
EW439		Petroleum	50% aromatics, corrugated	Nitrile	Synthetic rubber	4 - 12	225	-40 / +180	93
SW339		Petroleum	50% aromatics	Nitrile	Synthetic rubber	4 - 8	200	-40 / +180	94
SW356		Petroleum	60% aromatics	Nitrile	Synthetic rubber	4 - 8	250-300	-40 / +180	95

NOTE: This is a guide only. It is the responsibility of the end user to select and/or test the most appropriate product for the application. Refer to product pages for specific data. Contact Parker for additional information.

Hose Selector Guide – by industry standard

Industry Standards	USCG
Hose Series	EW339 EW355 EW399 EW460 EW499 EWC439 SW339

NOTE: This is a guide only. It is the responsibility of the end user to select and/or test the most appropriate product for the application. Refer to product pages for specific data. Contact Parker for additional information.

Refer to pages 9-10 for a complete listing of industry standards.

See pages ii through iv for an index of all product series by series number and pages v through xv for an index by application and by series name.

Due to continual product improvements, Parker reserves the right to alter specifications without prior notice.



Heavy Duty Dock Hose – Petroleum Service USCG

Series EW339

Custom Made Hose

Series EW339 is a heavy duty oil suction and discharge (OS&D)/dock hose for transferring oil between tankers, barges, and storage tanks. The hose construction incorporates a specially formulated tube that resists media to 50% aromatic content. The wire helix provides full suction capability, kink resistance and a path to conduct a static electrical charge to ground. The rugged cover is resistant to abrasion, mild chemicals, oil and weathering. Series EW339 meets all United States Coast Guard (USCG) requirements for dock/OS&D hose.

NOTES: • Other customized versions of this product are available. Contact Parker.

- For corrugated construction, refer to Series EWC339. Contact Parker.
- For smaller diameter hose, [refer to Series SW339](#).

Tube:	Black nitrile
Reinforcement:	Multiple plies of tire cord with wire helix
Cover:	Black synthetic rubber; wrapped finish
Temp. Range:	-40°F to +180°F (-40°C to +82°C)
Brand Method:	Black text on red stripe
Brand Example:	PARKER SERIES EW339 NITRILE / OIL SERVICE
Design Factor:	4:1
Industry Standards:	USCG
Applications:	<ul style="list-style-type: none"> • Oil and fuel to 50% aromatic content • Transfer between barges, storage tanks and marine vessels
Vacuum:	Full
Packaging:	Lengths or coils in bales, crates or slat packs
Couplings:	Built-in nipples, male pipe or flanged. Other configurations available. Contact Parker.

Part Number	ID (in)	ID (mm)	Reinf Plies	OD (in)	OD (mm)	Approx Wt (lbs/ft)	Approx Wt (kg/ft)	Min Bend Rad (in)	Min Bend Rad (mm)	Max Rec WP (psi)	Max Rec WP (bar)	Max Lg (ft)
EW339-6000	6	152.4	4	7.125	181.0	8.00	3.63	36.0	914.4	200	13.8	100
EW339-8000	8	203.2	6	9.375	247.7	13.30	6.03	48.0	1219.2	200	13.8	50
EW339-10000	10	254.0	8	11.750	298.5	20.00	9.07	60.0	1524.0	200	13.8	50
EW339-12000	12	304.8	8	13.750	349.3	27.00	12.25	72.0	1828.8	200	13.8	50



Heavy Duty Dock Hose – Petroleum Service USCG

Series EW355

Custom Made Hose

Series EW355 is a heavy duty oil suction and discharge (OS&D)/dock hose for transferring oil between tankers, barges, and storage tanks. The hose construction incorporates a specially formulated tube that resists media to 50% aromatic content. The wire helix provides full suction capability, kink resistance and a path to conduct a static electrical charge to ground. The rugged cover is resistant to abrasion, mild chemicals, oil and weathering. Series EW355 meets all United States Coast Guard (USCG) requirements for dock/OS&D hose.

NOTE: Other customized versions of this product are available. Contact Parker.

Tube:	Black nitrile
Reinforcement:	Multiple plies of tire cord with wire helix
Cover:	Black synthetic rubber; wrapped finish
Temp. Range:	-40°F to +180°F (-40°C to +82°C)
Brand Method:	Black text on red stripe
Brand Example:	PARKER SERIES EW355 DOCK HOSE 250 PSI ASSEMBLY - USCG CERTIFIED - USA
Design Factor:	4:1
Industry Standards:	USCG
Applications:	<ul style="list-style-type: none"> • Oil and fuel to 50% aromatic content • Transfer between barges, storage tanks and marine vessels
Vacuum:	Full
Packaging:	Lengths or coils in bales, crates or slat packs
Couplings:	ANSI 150# carbon steel built-in nipples and fixed x floating flanges. Other lengths and configurations available. Contact Parker.

Assembly Part Number	ID (in)	ID (mm)	Reinf Plies	OD (in)	OD (mm)	Approx Wt (lbs/ea)	Approx Wt (kg/ea)	Min Bend Rad (in)	Min Bend Rad (mm)	Max Rec WP (psi)	Max Rec WP (bar)	Assy Lg (ft)	Stock Status **
EW355X6000KAB-300	6	152.4	6	7.250	184.2	300.00	136.10	36.0	914.4	250	17.2	25	Y
EW355X6000KAB-360	6	152.4	6	7.250	184.2	330.00	149.70	36.0	914.4	250	17.2	30	Y
EW355X8000KAB-360	8	203.2	8	9.500	241.3	550.00	249.50	48.0	1219.2	250	17.2	30	Y
EW355X10000KAB-300	10	254.0	8	11.750	298.5	655.00	297.10	60.0	1524.0	250	17.2	25	Y
EW355X12000KAB-240	12	304.8	10	13.875	352.4	785.00	356.10	72.0	1828.8	250	17.2	20	Y

** **Stock:** "Y" indicates stocked item; "N" indicates non-stocked item. Stock status subject to change. Contact Parker Customer Service.



Corrugated Flex Barge Dock Hose – Petroleum Service USCG

Series EWC439

Custom Made Hose

Series EWC439 is a heavy duty oil suction and discharge (OS&D)/dock hose for transferring oil between tankers, barges, and storage tanks. The hose construction incorporates a specially formulated tube that resists media to 50% aromatic content. The wire helix provides full suction capability, kink resistance and a path to conduct a static electrical charge to ground. The rugged corrugated cover provides additional flexibility and is resistant to abrasion, mild chemicals, oil and weathering. Series EWC439 meets all United States Coast Guard (USCG) requirements for dock/OS&D hose.

NOTE: For 300 psi hose, refer to Series EWC356. Other customized versions of this product are available. Contact Parker.

Tube:	Black nitrile
Reinforcement:	Multiple plies of tire cord with dual wire helix
Cover:	Black synthetic rubber; corrugated wrapped finish
Temp. Range:	-40°F to +180°F (-40°C to +82°C)
Brand Method:	Black text on red stripe
Brand Example:	PARKER SERIES EWC439 FLEX BARGE HOSE
Design Factor:	4:1
Industry Standards:	USCG
Applications:	<ul style="list-style-type: none"> • Oil and fuel to 50% aromatic content • Transfer between barges, storage tanks and marine vessels
Vacuum:	Full
Packaging:	Lengths or coils in bales, crates or slat packs
Couplings:	Built-in nipples, male pipe or flanged. Other configurations available. Contact Parker.

Part Number	ID (in)	ID (mm)	Reinf Plies	OD (in)	OD (mm)	Approx Wt (lbs/ft)	Approx Wt (kg/ft)	Min Bend Rad (in)	Min Bend Rad (mm)	Max Rec WP (psi)	Max Rec WP (bar)	Max Lg (ft)
EWC439-4000	4	101.6	4	5.000	127.0	4.30	1.95	20.0	508.0	225	15.5	100
EWC439-6000	6	152.4	6	7.250	184.2	8.20	3.72	29.0	736.6	225	15.5	100
EWC439-8000	8	203.2	6	9.406	238.9	12.30	5.58	38.0	965.2	225	15.5	50
EWC439-10000	10	254.0	8	11.719	297.7	21.01	9.53	48.0	1219.2	225	15.5	50
EWC439-12000	12	304.8	10	13.906	353.2	27.06	12.27	58.0	1473.2	225	15.5	50



Heavy Duty Dock Hose – Petroleum Service USCG

Series SW339

Series SW339 is a heavy duty oil suction and discharge (OS&D)/dock hose for transferring oil between tankers, barges, and storage tanks. The hose construction incorporates a specially formulated tube that resists media to 50% aromatic content. The dual wire helix provides full suction capability, kink resistance and a path to conduct a static electrical charge to ground. The rugged cover is resistant to abrasion, mild chemicals, oil and weathering. Series SW339 meets all United States Coast Guard (USCG) requirements for dock/OS&D hose.

NOTES: • For corrugated hose, [refer to Series EWC439](#).
• For larger diameter hose, [refer to Series EW339](#).

Tube:	Black nitrile
Reinforcement:	Multiple plies of tire cord with dual wire helix
Cover:	Black synthetic rubber; wrapped finish
Temp. Range:	-40°F to +180°F (-40°C to +82°C)
Brand Method:	Black text on red stripe
Brand Example:	PARKER SERIES SW339 NITRILE/OIL SERVICE 200 PSI WP MADE IN USA
Design Factor:	4:1
Industry Standards:	USCG
Applications:	<ul style="list-style-type: none"> Oil and fuel to 50% aromatic content Transfer between barges, storage tanks and marine vessels
Vacuum:	Full
Packaging:	Coils

Part Number	ID (in)	ID (mm)	Reinf Plies	OD (in)	OD (mm)	Approx Wt (lbs/ft)	Approx Wt (kg/ft)	Min Bend Rad (in)	Min Bend Rad (mm)	Max Rec WP (psi)	Max Rec WP (bar)	Std Pack Qty (ft)	Stock Status **
SW339-4000	4	101.6	4	5.188	131.8	5.80	2.63	16.0	406.4	200	14	100	N
SW339-6000	6	152.4	4	7.250	184.2	9.41	4.27	36.0	914.4	200	14	100	N
SW339-8000	8	203.2	4	9.250	235.0	12.35	5.60	48.0	1219.2	200	14	100	N

** **Stock:** "Y" indicates stocked item; "N" indicates non-stocked item. Stock status subject to change. Contact Parker Customer Service.



Heavy Duty Dock Hose – Petroleum Service

Series SW356

Series SW356 is a heavy duty oil suction and discharge (OS&D)/dock hose for transferring oil between tankers, barges, and storage tanks. The hose construction incorporates a specially formulated tube that resists media to 60% aromatic content. The wire helix provides full suction capability, kink resistance and a path to conduct a static electrical charge to ground. The rugged cover is resistant to abrasion, mild chemicals, oil and weathering.

Tube:	Black nitrile
Reinforcement:	Multiple plies of tire cord with dual wire helix
Cover:	Black synthetic rubber; wrapped finish
Temp. Range:	-40°F to +180°F (-40°C to +82°C)
Brand Method:	Black text on red stripe
Brand Example:	PARKER SERIES SW356 HEAVY DUTY OS&D HOSE XXX PSI WP MADE IN U.S.A.
Design Factor:	4:1
Industry Standards:	None applicable
Applications:	<ul style="list-style-type: none"> Oil and fuel to 60% aromatic content Transfer between barges, storage tanks and marine vessels
Vacuum:	Full
Packaging:	Coils

Part Number	ID (in)	ID (mm)	Reinf Plies	OD (in)	OD (mm)	Approx Wt (lbs/ft)	Approx Wt (kg/ft)	Min Bend Rad (in)	Min Bend Rad (mm)	Max Rec WP (psi)	Max Rec WP (bar)	Std Pack Qty (ft)	Stock Status **
SW356-4000	4	101.6	4	5.250	133.4	6.09	2.76	20.0	508.0	300	20.7	100	N
SW356-6000	6	152.4	4	7.375	187.3	9.80	4.45	34.0	863.6	300	20.7	100	Y
SW356-8000	8	203.2	4	9.375	238.1	12.69	5.76	46.0	1168.4	250	17.2	100	Y

** Stock: "Y" indicates stocked item; "N" indicates non-stocked item. Stock status subject to change. Contact Parker Customer Service.



Heavy Duty Dock Hose – Petrochemical Service FKM Tube, USCG

Series EW399

Custom Made Hose

Series EW399 is a heavy duty, high pressure suction and discharge/dock hose for transferring oil, fuel and petrochemical products between tankers, barges, and storage tanks. The hose construction incorporates a specially formulated, premium quality tube that resists multiple types and concentrations of media to 100% aromatic content. The wire helix provides full suction capability, kink resistance and a path to conduct a static electrical charge to ground. The rugged cover is resistant to abrasion, mild chemicals, oil and weathering. Series EW399 meets all United States Coast Guard (USCG) requirements for dock/OS&D hose.

NOTE: Other customized versions of this product are available. Contact Parker.

Tube:	Black FKM fluoroelastomer
Reinforcement:	Multiple plies of tire cord with wire helix
Cover:	Black synthetic rubber; wrapped finish
Temp. Range:	-40°F to +180°F (-40°C to +82°C)
Brand Method:	Black text on red stripe
Brand Example:	PARKER SERIES EW399 FKM DOCK / OS&D HOSE
Design Factor:	4:1
Industry Standards:	USCG
Applications:	<ul style="list-style-type: none"> • Petrochemicals; oil and fuel to 100% aromatic content • Transfer between barges, storage tanks and marine vessels
Vacuum:	Full
Packaging:	Lengths or coils in bales, crates or slat packs
Couplings:	Built-in nipples, male pipe or flanged. Other configurations available. Contact Parker.

Part Number	ID (in)	ID (mm)	Reinf Plies	OD (in)	OD (mm)	Approx Wt (lbs/ft)	Approx Wt (kg/ft)	Min Bend Rad (in)	Min Bend Rad (mm)	Max Rec WP (psi)	Max Rec WP (bar)	Max Lg (ft)
EW399-4000	4	101.6	4	5.250	133.4	5.50	2.49	24.0	609.6	250	17.2	100
EW399-6000	6	152.4	6	7.313	185.7	8.50	3.86	36.0	914.4	250	17.2	100
EW399-8000	8	203.2	8	9.500	241.3	14.80	6.71	48.0	1219.2	250	17.2	50
EW399-10000	10	254.0	10	12.000	304.8	23.00	10.43	60.0	1524.0	250	17.2	50



Molten Sulphur Dock Hose USCG

Series EW460

Custom Made Hose

Series EW460 is a heavy duty, high temperature suction and discharge/dock hose for transferring molten sulphur between tankers, barges, and storage tanks. The hose construction incorporates a specially formulated high grade EPDM tube that features a temperature rating to 300°F (149°C). The wire helix provides full suction capability, kink resistance and a path to conduct a static electrical charge to ground. The rugged, high grade EPDM cover is resistant to abrasion, heat, mild chemicals and ozone. Series EW460 meets all United States Coast Guard (USCG) requirements for dock/OS&D hose.

NOTE: Other customized versions of this product are available. Contact Parker.

Tube:	Black EPDM
Reinforcement:	Multiple plies of tire cord with wire helix
Cover:	Black EPDM; wrapped finish
Temp. Range:	-40°F to +300°F (-40°C to +149°C)
Brand Method:	Black text on red stripe
Brand Example:	PARKER SERIES EW460 MOLTEN SULPHUR DOCK HOSE
Design Factor:	5:1
Industry Standards:	USCG
Applications:	<ul style="list-style-type: none"> • Hot, molten sulphur • Transfer between barges, storage tanks and marine vessels
Vacuum:	Full
Packaging:	Lengths or coils in bales, crates or slat packs
Couplings:	Built-in nipples, male pipe or flanged. Other configurations available. Contact Parker.

Part Number	ID (in)	ID (mm)	Reinf Plies	OD (in)	OD (mm)	Approx Wt (lbs/ft)	Approx Wt (kg/ft)	Min Bend Rad (in)	Min Bend Rad (mm)	Max Rec WP (psi)	Max Rec WP (bar)	Max Lg (ft)
EW460-6000	6	152.4	6	8.000	203.2	12.00	5.44	42.0	1066.8	200	13.8	100
EW460-8000	8	203.2	8	10.250	260.4	20.00	9.07	54.0	1371.6	200	13.8	50
EW460-10000	10	254.0	8	12.250	311.2	28.00	12.70	66.0	1676.4	200	13.8	50



Hot Tar & Asphalt Hose

FKM Tube

USCG

Series EW499

Custom Made Hose

Series EW499 is a heavy duty, high temperature suction and discharge/dock hose for transferring hot tar and asphalt between tankers, barges, and storage tanks. The hose construction incorporates a specially formulated tube that features a temperature rating to 350°F (177°C). The wire helix provides full suction capability, kink resistance and a path to conduct a static electrical charge to ground. The rugged cover is resistant to abrasion, heat, oil and weathering. Series EW499 meets all United States Coast Guard (USCG) requirements for dock/OS&D hose.

NOTES: • Other customized versions of this product are available. Contact Parker.

- For smaller diameter suction and discharge hose, [refer to Series SW387](#).
- For high pressure applicator hose, [refer to Series 7204](#).

Tube:	Black FKM fluoroelastomer
Reinforcement:	Multiple plies of tire cord with wire helix
Cover:	Black synthetic rubber; wrapped finish
Temp. Range:	-40°F to +350°F (-40°C to +177°C)
Brand Method:	Black text on red stripe
Brand Example:	PARKER SERIES EW499 HOT TAR & ASPHALT HOSE
Design Factor:	5:1
Industry Standards:	USCG
Applications:	<ul style="list-style-type: none"> • Hot asphalt, oil, tar • Transfer between barges, storage tanks and marine vessels
Vacuum:	Full
Packaging:	Lengths or coils in bales, crates or slat packs
Couplings:	Built-in nipples, male pipe or flanged. Other configurations available. Contact Parker.

Part Number	ID (in)	ID (mm)	Reinf Plies	OD (in)	OD (mm)	Approx Wt (lbs/ft)	Approx Wt (kg/ft)	Min Bend Rad (in)	Min Bend Rad (mm)	Max Rec WP (psi)	Max Rec WP (bar)	Max Lg (ft)
EW499-4000	4	101.6	4	5.250	133.3	5.50	2.49	28.0	711.2	200	13.8	100
EW499-6000	6	152.4	6	7.500	190.5	9.90	4.50	42.0	1066.8	200	13.8	100
EW499-8000	8	203.2	8	9.875	250.8	15.30	6.90	54.0	1371.6	200	13.8	50
EW499-10000	10	254.0	8	12.000	304.8	20.80	9.43	66.0	1676.4	200	13.8	50

⚠ WARNING! Do not use above 350°F (177°C) or for applications beyond its intended service.

Food & Beverage



Hose Selector Guide – by application

Series	Trademark	Hose Application / Construction / Selector Guide		Tube	Cover	Size Range (in)	Pressure Range (psi)	Temp Range (°F)	Page No.
SM382	HARVEST PLUS+	Non-fatty, non-oily foods	Crush resistant	Chlorobutyl	EPDM	1-1/2 - 4	200-250	-40 / +225	109
SP330	LIGHT-N-BRIGHT™	Non-fatty, non-oily foods	PVC external helix	Chlorobutyl	Synthetic rubber	2 - 4	150	-40 / +200	110
SP100			PVC banding coil	n/a	n/a	2 - 6	n/a	n/a	111
XSP100			PVC abrasion coil	n/a	n/a	2 - 6	n/a	n/a	111
SS200		Non-fatty, non-oily foods	Brewers hose, discharge only	Chlorobutyl	EPDM	1-1/2 - 4	350	-40 / +180	112
SS231		Dry foods	Abrasion resistant	Natural rubber	Natural rubber	2 - 6	110-200	-20 / +180	114
SS290		Fatty, oily foods	Discharge only	Nitrile	Natural rubber	1-1/2 - 4	250	-20 / +225	106
SW319		Dry foods	Hot air blower, high temp	EPDM	EPDM	1-1/4 - 3	150-250	-20 / +325 / +350	115
SW330		Non-fatty, non-oily foods		Chlorobutyl	EPDM	1 - 4	150	-40 / +225	107
SW373		Non-fatty, non-oily foods	Premium tube	FEP	EPDM	1/2 - 4	100-500	-40 / +300	118
SW383	EXACT-CHEM™	Dry foods		MXLPE	EPDM	1 - 6	150-200	-40 / +180	116
SW430		Fatty, oily foods		Nitrile	Nitrile	1-1/2 - 4	150	-20 / +225	103
SW431		Dry foods	Abrasion resistant	Natural rubber	Natural rubber	4 - 5	100	-20 / +180	113
SW574	TITANFLEX®	Non-fatty, non-oily foods	Premium tube	FEP	EPDM	3/4 - 4	200-400	-40 / +300	120
SW630		Non-fatty, non-oily foods		Chlorobutyl	EPDM	1-1/2 - 4	200	-40 / +225	108
SW640		Fatty, oily foods		Nitrile	Nitrile	1-1/2 - 4	200-250	-20 / +225	102
SWC430		Fatty, oily foods	Corrugated	Nitrile	Nitrile	2 - 6	100-150	-20 / +225	104
SWC432		Fatty, oily foods	Corrugated	Nitrile	Nitrile	2 - 4	100-200	-20 / +225	105
SWC693	TITANFLEX®	Non-fatty, non-oily foods	High pressure, high temp	UHMWPE	EPDM	1 - 4	200-250	-40 / +250	122

NOTE: This is a guide only. It is the responsibility of the end user to select and/or test the most appropriate product for the application. Refer to product pages for specific data. Contact Parker for additional information.

See the following page for the Hose Selector Guide by industry standard. Refer to pages 9-10 for a complete listing of industry standards.

See pages ii through iv for an index of all product series by series number and pages v through xv for an index by application and by series name.

Due to continual product improvements, Parker reserves the right to alter specifications without prior notice.

Hose Selector Guide – by industry standard

Industry Standards	FDA	PMO	USDA	3-A
Hose Series	SM382	SM382	SM382	SM382
	SP330	SP330	SP330	SP330
	SS200	SS200	SS200	SS200
	SS231	SS290	SS231	SS231
	SS290	SW319	SS290	SS290
	SW319	SW330	SW319	SW319
	SW330	SW430	SW330	SW330
	SW373	SW431	SW373	SW373
	SW383	SW630	SW383	SW383
	SW430	SW640	SW430	SW430
	SW431	SWC430	SW431	SW431
	SW574	SWC432	SW574	SW574
	SW630		SW630	SW630
	SW640		SW640	SW640
	SWC430		SWC430	SWC430
	SWC432		SWC432	SWC432
	SWC693		SWC693	SWC693

NOTE: This is a guide only. It is the responsibility of the end user to select and/or test the most appropriate product for the application. Refer to product pages for specific data. Contact Parker for additional information.

See the previous page for the Hose Selector Guide by application. Refer to pages 9-10 for a complete listing of industry standards.

See pages ii through iv for an index of all product series by series number and pages v through xv for an index by application and by series name.



TITANFLEX®

Food Suction Hose

Nitrile Tube

FDA, PMO, USDA, 3-A

Series SW640

Series SW640 is an extremely flexible, kink resistant suction and discharge hose designed to handle dry materials, fatty and oily foods, liquids, sanitary products and potable water in a variety of transfer applications. The hose is manufactured using polished stainless steel mandrels for an ultra-smooth, bacteria-free tube that will not impart taste or odor. The tube cleans easily with 10% alkali bath, hot water, or open-end low pressure steam to 15 psi (1.0 bar). The lightweight construction incorporates a dual wire helix that provides full suction capability, kink resistance and a path to conduct a static electrical charge to ground. The nitrile cover is resistant to abrasion and oil.

Tube:	White nitrile
Reinforcement:	Multiple textile plies with dual wire helix
Cover:	Gray nitrile; wrapped finish
Temp. Range:	-20°F to +225°F (-29°C to +107°C)
Brand Method:	Gray text on blue stripe
Brand Example:	PARKER SERIES SW640 TITANFLEX® NITRILE FOOD SUCTION MEETS FDA/3-A/USDA/PMO REQUIREMENTS (3-A LOGO) XXX PSI WP MADE IN USA
Design Factor:	4:1
Industry Standards:	FDA, PMO, USDA, 3-A
Applications:	<ul style="list-style-type: none"> Fatty and oily foods, liquids, milk, potable water, sanitary products In-plant and tank transfer Delivery, transport
Vacuum:	Full
Packaging:	Coils

Part Number	ID (in)	ID (mm)	Reinf Plies	OD (in)	OD (mm)	Approx Wt (lbs/ft)	Approx Wt (kg/ft)	Min Bend Rad (in)	Min Bend Rad (mm)	Max Rec WP (psi)	Max Rec WP (bar)	Perm Cplg Rec *	Std Pack Qty (ft)	Stock Status **
SW640-1500	1-1/2	38.1	2	2.000	50.8	0.95	0.43	5.0	127.0	250	17.2	*	100	N
SW640-2000	2	50.8	2	2.500	63.5	1.29	0.59	6.0	152.4	250	17.2	*	100	N
SW640-2500	2-1/2	63.5	2	3.000	76.2	1.58	0.72	7.0	177.8	200	13.8	*	100	N
SW640-3000	3	76.2	2	3.625	92.1	2.05	0.93	8.0	203.2	200	13.8	*	100	N
SW640-4000	4	101.6	2	4.688	119.1	3.14	1.42	11.0	279.4	200	13.8	*	100	N

* **Couplings:** Refer to CrimpSource at www.safehose.com for coupling recommendations and crimp specifications.

** **Stock:** "Y" indicates stocked item; "N" indicates non-stocked item. Stock status subject to change. Contact Parker Customer Service.

WARNING! Couplings attached with bands or clamps may reduce the working pressure of the hose assembly to less than the maximum rated working pressure of the hose. Refer to the [NAHAD Industrial Hose Assembly Guidelines](#).



Food Suction Hose

Nitrile Tube

FDA, PMO, USDA, 3-A

Series SW430

Series SW430 is a suction and discharge hose designed to handle fatty and oily foods, liquids, sanitary products and potable water in a variety of transfer applications. The hose is manufactured using polished stainless steel mandrels for an ultra-smooth, bacteria-free tube that will not impart taste or odor. The tube cleans easily with 10% alkali bath, hot water, or open-end low pressure steam to 15 psi (1.0 bar). The lightweight construction incorporates a dual wire helix that provides full suction capability, kink resistance and a path to conduct a static electrical charge to ground. The nitrile cover is resistant to abrasion and oil.

Tube:	White nitrile
Reinforcement:	Multiple textile plies with dual wire helix
Cover:	Gray nitrile; wrapped finish
Temp. Range:	-20°F to +225°F (-29°C to +107°C)
Brand Method:	Gray text on blue stripe
Brand Example:	PARKER SERIES SW430 FOOD GRADE SUCTION & DISCHARGE HOSE MEETS FDA/3-A/USDA/PMO REQUIREMENTS (3-A LOGO) 150 PSI WP MADE IN USA
Design Factor:	4:1
Industry Standards:	FDA, PMO, USDA, 3-A
Applications:	<ul style="list-style-type: none"> Fatty and oily foods, liquids, milk, potable water, sanitary products In-plant and tank transfer Delivery, transport
Vacuum:	Full
Packaging:	Coils

Part Number	ID (in)	ID (mm)	Reinf Plies	OD (in)	OD (mm)	Approx Wt (lbs/ft)	Approx Wt (kg/ft)	Min Bend Rad (in)	Min Bend Rad (mm)	Max Rec WP (psi)	Max Rec WP (bar)	Perm Cplg Rec *	Std Pack Qty (ft)	Stock Status **
SW430-1500	1-1/2	38.1	2	2.125	54.0	1.01	0.46	6.0	152.4	150	10.3	*	100	Y
SW430-2000	2	50.8	2	2.625	66.7	1.41	0.64	7.0	177.8	150	10.3	*	100	Y
SW430-2500	2-1/2	63.5	2	3.188	81.0	1.89	0.86	8.0	203.2	150	10.3	*	100	N
SW430-3000	3	76.2	2	3.688	93.7	2.39	1.08	9.0	228.6	150	10.3	*	100	Y
SW430-4000	4	101.6	2	4.813	122.2	3.59	1.63	12.0	304.8	150	10.3	*	100	Y

* **Couplings:** Refer to CrimpSource at www.safehose.com for coupling recommendations and crimp specifications.

** **Stock:** "Y" indicates stocked item; "N" indicates non-stocked item. Stock status subject to change. Contact Parker Customer Service.

⚠ WARNING! Couplings attached with bands or clamps may reduce the working pressure of the hose assembly to less than the maximum rated working pressure of the hose. [Refer to the NAHAD Industrial Hose Assembly Guidelines.](#)



Corrugated Food Suction Hose Nitrile Tube

FDA, PMO, USDA, 3-A

Series SWC430

Series SWC430 is a flexible suction and discharge hose designed to handle fatty and oily foods, liquids, sanitary products and potable water in a variety of transfer applications. The hose is manufactured using polished stainless steel mandrels for an ultra-smooth, bacteria-free tube that will not impart taste or odor. The tube cleans easily with 10% alkali bath, hot water, or open-end low pressure steam to 15 psi (1.0 bar). The lightweight corrugated construction incorporates a dual wire helix that provides full suction capability, kink resistance and additional flexibility for ease of handling, and a path to conduct a static electrical charge to ground. The nitrile cover is resistant to abrasion and oil.

Tube:	White nitrile
Reinforcement:	Multiple textile plies with dual wire helix
Cover:	Gray nitrile; corrugated wrapped finish
Temp. Range:	-20°F to +225°F (-29°C to +107°C)
Brand Method:	Gray text on blue stripe
Brand Example:	PARKER SERIES SWC430 CORRUGATED FOOD GRADE SUCTION & DISCHARGE HOSE MEETS FDA/3-A/USDA/PMO REQUIREMENTS (3-A LOGO) XXX PSI WP MADE IN USA
Design Factor:	4:1
Industry Standards:	FDA, PMO, USDA, 3-A
Applications:	<ul style="list-style-type: none"> Fatty and oily foods, liquids, milk, potable water, sanitary products In-plant and tank transfer Delivery, transport
Vacuum:	Full
Packaging:	Coils

Part Number	ID (in)	ID (mm)	Reinf Plies	OD (in)	OD (mm)	Approx Wt (lbs/ft)	Approx Wt (kg/ft)	Min Bend Rad (in)	Min Bend Rad (mm)	Max Rec WP (psi)	Max Rec WP (bar)	Perm Cplg Rec *	Std Pack Qty (ft)	Stock Status **
SWC430-2000	2	50.8	2	2.625	66.7	1.46	0.66	5.0	127.0	150	10.3	*	100	N
SWC430-3000	3	76.2	2	3.688	93.7	2.39	1.08	6.0	152.4	150	10.3	*	100	N
SWC430-4000	4	101.6	2	4.813	122.2	3.68	1.67	8.0	203.2	150	10.3	*	100	N
SWC430-6000	6	152.4	2	6.750	171.5	5.86	2.66	12.0	304.8	100	6.9	*	100	N

* **Couplings:** Refer to CrimpSource at www.safehose.com for coupling recommendations and crimp specifications.

** **Stock:** "Y" indicates stocked item; "N" indicates non-stocked item. Stock status subject to change. Contact Parker Customer Service.

⚠ WARNING! Couplings attached with bands or clamps may reduce the working pressure of the hose assembly to less than the maximum rated working pressure of the hose. [Refer to the NAHAD Industrial Hose Assembly Guidelines.](#)



Corrugated Food Suction Hose

Nitrile Tube

FDA, PMO, USDA, 3-A

Series SWC432

Series SWC432 is an extremely flexible suction and discharge hose designed to handle fatty and oily foods, liquids, sanitary products and potable water in a variety of transfer applications. The hose is manufactured using polished stainless steel mandrels for an ultra-smooth, bacteria-free tube that will not impart taste or odor. The tube cleans easily with 10% alkali bath, hot water, or open-end low pressure steam to 15 psi (1.0 bar). The lightweight construction incorporates a dual wire helix that provides full suction capability, minimal force-to-bend, superior kink resistance, flexibility for ease of handling, and a path to conduct a static electrical charge to ground. The nitrile cover is resistant to abrasion and oil and features enhanced corrugations that allow easy, sanitary cleaning.

Tube:	White nitrile
Reinforcement:	Multiple textile plies with dual wire helix
Cover:	Gray nitrile; enhanced corrugated wrapped finish
Temp. Range:	-20°F to +225°F (-29°C to +107°C)
Brand Method:	Gray text on blue stripe
Brand Example:	PARKER SERIES SWC432 FOOD SUCTION MEETS FDA/3-A/USDA/PMO REQUIREMENTS (3-A LOGO) XXX PSI WP MADE IN USA
Design Factor:	4:1
Industry Standards:	FDA, PMO, USDA, 3-A
Applications:	<ul style="list-style-type: none"> Fatty and oily foods, liquids, milk, potable water, sanitary products In-plant and tank transfer Delivery, transport
Vacuum:	Full
Packaging:	Coils

Part Number	ID (in)	ID (mm)	Reinf Plies	OD (in)	OD (mm)	Approx Wt (lbs/ft)	Approx Wt (kg/ft)	Min Bend Rad (in)	Min Bend Rad (mm)	Max Rec WP (psi)	Max Rec WP (bar)	Perm Cplg Rec *	Std Pack Qty (ft)	Stock Status **
SWC432-2000	2	50.8	2	2.594	65.9	1.33	0.60	5.0	127.0	200	13.8	*	100	Y
SWC432-3000	3	76.2	2	3.625	92.1	2.09	0.95	8.0	203.2	150	10.3	*	100	Y
SWC432-4000	4	101.6	2	4.688	119.1	3.11	1.41	10.0	254.0	100	6.9	*	100	N

* **Couplings:** Refer to CrimpSource at www.safehose.com for coupling recommendations and crimp specifications.

** **Stock:** "Y" indicates stocked item; "N" indicates non-stocked item. Stock status subject to change. Contact Parker Customer Service.

⚠ WARNING! Couplings attached with bands or clamps may reduce the working pressure of the hose assembly to less than the maximum rated working pressure of the hose. [Refer to the NAHAD Industrial Hose Assembly Guidelines.](#)



Beverage and Potable Water Discharge Hose

Nitrile Tube

FDA, PMO, USDA, 3-A

Series SS290

Series SS290 is a high pressure discharge hose designed to handle beverages, liquids and potable water in a variety of transfer applications. The hose is manufactured using polished stainless steel mandrels for an ultra-smooth, bacteria-free tube that will not impart taste or odor. The tube cleans easily with 10% alkali bath, hot water, or open-end low pressure steam to 15 psi (1.0 bar). The lightweight construction provides flexibility for ease of handling. The natural rubber cover is resistant to abrasion, mild chemicals and ozone.

NOTE: Do not for use in applications where a static charge may develop unless externally grounded.

Tube:	White nitrile
Reinforcement:	Multiple textile plies
Cover:	Gray natural rubber; wrapped finish
Temp. Range:	-20°F to +225°F (-29°C to +107°C)
Brand Method:	Gray text on blue stripe
Brand Example:	PARKER SERIES SS290 BEVERAGE & POTABLE WATER HOSE MEETS FDA/3-A/USDA/PMO REQUIREMENTS (3-A LOGO) 250 PSI WP MADE IN USA
Design Factor:	4:1
Industry Standards:	FDA, PMO, USDA, 3-A
Applications:	<ul style="list-style-type: none"> • Beverages, liquids, milk, potable water • In-plant and tank transfer • Delivery, transport
Vacuum:	Not recommended
Packaging:	Coils

Part Number	ID (in)	ID (mm)	Reinf Plies	OD (in)	OD (mm)	Approx Wt (lbs/ft)	Approx Wt (kg/ft)	Max Rec WP (psi)	Max Rec WP (bar)	Perm Cplg Rec *	Std Pack Qty (ft)	Stock Status **
SS290-1500	1-1/2	38.1	4	2.125	54.0	0.82	0.37	250	17.2	*	100	N
SS290-2000	2	50.8	4	2.625	66.7	1.10	0.50	250	17.2	*	100	N
SS290-2500	2-1/2	63.5	4	3.125	79.4	1.39	0.63	250	17.2	*	100	N
SS290-3000	3	76.2	4	3.625	92.1	1.64	0.74	250	17.2	*	100	N
SS290-4000	4	101.6	4	4.625	117.5	2.21	1.00	250	17.2	*	100	N

* **Couplings:** Refer to CrimpSource at www.safehose.com for coupling recommendations and crimp specifications.

** **Stock:** "Y" indicates stocked item; "N" indicates non-stocked item. Stock status subject to change. Contact Parker Customer Service.

⚠ WARNING! Couplings attached with bands or clamps may reduce the working pressure of the hose assembly to less than the maximum rated working pressure of the hose. Refer to the [NAHAD Industrial Hose Assembly Guidelines](#).



Food Suction Hose Chlorobutyl Tube FDA, PMO, USDA, 3-A Series SW330

Series SW330 is a suction and discharge hose designed to handle non-fatty and non-oily foods, liquids, sanitary products and potable water in a variety of food transfer applications. The hose is manufactured using polished stainless steel mandrels for an ultra-smooth tube that will not impart taste or odor, and is resistant to bacteria and microbes. The lightweight construction incorporates a dual wire helix that provides full suction capability, kink resistance and a path to conduct a static electrical charge to ground. The EPDM cover is resistant to abrasion, mild chemicals and ozone.

Tube:	White chlorobutyl
Reinforcement:	Multiple textile plies with dual wire helix
Cover:	Gray EPDM; wrapped finish
Temp. Range:	-40°F to +225°F (-40°C to +107°C)
Brand Method:	Gray text on blue stripe
Brand Example:	PARKER SERIES SW330 SANITARY SUCTION & DISCHARGE HOSE MEETS FDA/3-A/USDA/PMO REQUIREMENTS (3-A LOGO) 150 PSI WP MADE IN USA
Design Factor:	4:1
Industry Standards:	FDA, PMO, USDA, 3-A
Applications:	<ul style="list-style-type: none"> • Non-fatty and non-oily foods, liquids, milk, potable water, sanitary products • In-plant and tank transfer • Delivery, transport
Vacuum:	Full
Packaging:	Coils

Part Number	ID (in)	ID (mm)	Reinf Plies	OD (in)	OD (mm)	Approx Wt (lbs/ft)	Approx Wt (kg/ft)	Min Bend Rad (in)	Min Bend Rad (mm)	Max Rec WP (psi)	Max Rec WP (bar)	Perm Cplg Rec *	Std Pack Qty (ft)	Stock Status **
SW330-1000	1	25.4	2	1.625	41.3	0.75	0.34	4.0	101.6	150	10.3	*	100	N
SW330-1500	1-1/2	38.1	2	2.188	55.6	1.05	0.48	6.0	152.4	150	10.3	*	100	N
SW330-2000	2	50.8	2	2.625	66.7	1.45	0.66	7.0	177.8	150	10.3	*	100	Y
SW330-2500	2-1/2	63.5	2	3.250	82.6	1.92	0.87	8.0	203.2	150	10.3	*	100	N
SW330-3000	3	76.2	2	3.750	95.3	2.47	1.12	9.0	228.6	150	10.3	*	100	Y
SW330-4000	4	101.6	2	4.750	120.7	3.25	1.47	12.0	304.8	150	10.3	*	100	N

* **Couplings:** Refer to CrimpSource at www.safehose.com for coupling recommendations and crimp specifications.

** **Stock:** "Y" indicates stocked item; "N" indicates non-stocked item. Stock status subject to change. Contact Parker Customer Service.

⚠ WARNING! Couplings attached with bands or clamps may reduce the working pressure of the hose assembly to less than the maximum rated working pressure of the hose. [Refer to the NAHAD Industrial Hose Assembly Guidelines.](#)



TITANFLEX®

Food Suction Hose

Chlorobutyl Tube

FDA, PMO, USDA, 3-A

Series SW630

Series SW630 is a suction and discharge hose designed to handle non-fatty and non-oily foods, liquids, sanitary products and potable water in a variety of transfer applications. The hose is manufactured using polished stainless steel mandrels for an ultra-smooth tube that will not impart taste or odor, and is resistant to bacteria and microbes. The tube cleans easily with 10% alkali bath, hot water, or open-end low pressure steam to 15 psi (1.0 bar). The lightweight construction incorporates a dual wire helix that provides full suction capability, kink resistance and a path to conduct a static electrical charge to ground. The EPDM cover is resistant to abrasion, mild chemicals and ozone.

Tube:	White chlorobutyl
Reinforcement:	Multiple textile plies with dual wire helix
Cover:	Gray EPDM; wrapped finish
Temp. Range:	-40°F to +225°F (-40°C to +107°C)
Brand Method:	Blue text on white stripe
Brand Example:	PARKER SERIES SW630 TITANFLEX® CHLOROBUTYL FOOD SUCTION MEETS FDA/3-A/USDA/PMO REQUIREMENTS (3-A LOGO) 200 PSI WP MADE IN USA
Design Factor:	4:1
Industry Standards:	FDA, PMO, USDA, 3-A
Applications:	<ul style="list-style-type: none"> • Non-fatty and non-oily foods, liquids, milk, potable water, sanitary products • In-plant and tank transfer • Delivery, transport
Vacuum:	Full
Packaging:	Coils

Part Number	ID (in)	ID (mm)	Reinf Plies	OD (in)	OD (mm)	Approx Wt (lbs/ft)	Approx Wt (kg/ft)	Min Bend Rad (in)	Min Bend Rad (mm)	Max Rec WP (psi)	Max Rec WP (bar)	Perm Cplg Rec *	Std Pack Qty (ft)	Stock Status **
SW630-1500	1-1/2	38.1	2	2.125	54.0	0.98	0.44	4.5	114.3	200	13.8	*	100	Y
SW630-2000	2	50.8	2	2.641	67.1	1.37	0.62	6.0	152.4	200	13.8	*	100	Y
SW630-2500	2-1/2	63.5	2	3.156	80.2	1.77	0.80	7.5	190.5	200	13.8	*	100	N
SW630-3000	3	76.2	2	3.703	94.1	2.23	1.01	9.0	228.6	200	13.8	*	100	Y
SW630-4000	4	101.6	2	4.734	120.3	3.18	1.44	12.0	304.8	200	13.8	*	100	N

* **Couplings:** Refer to CrimpSource at www.safehose.com for coupling recommendations and crimp specifications.

** **Stock:** "Y" indicates stocked item; "N" indicates non-stocked item. Stock status subject to change. Contact Parker Customer Service.

⚠ WARNING! Couplings attached with bands or clamps may reduce the working pressure of the hose assembly to less than the maximum rated working pressure of the hose. Refer to the [NAHAD Industrial Hose Assembly Guidelines](#).



HARVEST PLUS™

Food Suction Hose

Chlorobutyl Tube – Crush Resistant

FDA, PMO, USDA, 3-A

Series SM382

Series SM382 is a suction and discharge hose designed to handle non-fatty and non-oily foods, liquids, sanitary products and potable water in a variety of transfer applications. The hose is manufactured using polished stainless steel mandrels for an ultra-smooth tube that will not impart taste or odor, and is resistant to bacteria and microbes. The lightweight construction incorporates a unique dual monofilament helix that provides full suction capability with superior crush and kink resistance—allowing the hose to return to its original shape—and flexibility for ease of handling. The dual static wires provide a path to conduct an electrical charge to ground. The EPDM cover is resistant to abrasion, mild chemicals and ozone.

Tube:	White chlorobutyl
Reinforcement:	Multiple textile plies with dual monofilament helix and dual static wire
Cover:	Gray EPDM; wrapped finish
Temp. Range:	-40°F to +225°F (-40°C to +107°C)
Brand Method:	Purple text on yellow stripe
Brand Example:	PARKER SERIES SM382 HARVEST PLUS+ CRUSH RESISTANT FOOD/BEVERAGE/WINE SUCTION HOSE XXX PSI WP MEETS FDA/USDA/3-A REQUIREMENTS (3-A LOGO) MADE IN USA
Design Factor:	4:1
Industry Standards:	FDA, PMO, USDA, 3-A
Applications:	<ul style="list-style-type: none"> • Non-fatty and non-oily foods, liquids, milk, potable water, sanitary products • In-plant and tank transfer • Delivery, transport
Vacuum:	Full (1-1/2" ID through 3" ID); 15" Hg (4" ID)
Packaging:	Coils

Part Number	ID (in)	ID (mm)	Reinf Plies	OD (in)	OD (mm)	Approx Wt (lbs/ft)	Approx Wt (kg/ft)	Min Bend Rad (in)	Min Bend Rad (mm)	Max Rec WP (psi)	Max Rec WP (bar)	Perm Cplg Rec *	Std Pack Qty (ft)	Stock Status **
SM382-1500	1-1/2	38.1	4	2.250	57.2	1.16	0.53	5.0	127.0	250	17.2	*	100	Y
SM382-2000	2	50.8	4	2.781	70.6	1.53	0.69	7.0	177.8	250	17.2	*	100	Y
SM382-2500	2-1/2	63.5	4	3.281	83.3	1.93	0.88	13.0	330.2	250	17.2	*	100	Y
SM382-3000	3	76.2	4	3.781	96.0	2.27	1.03	21.0	533.4	250	17.2	*	100	Y
SM382-4000	4	101.6	4	4.781	121.4	3.03	1.37	40.0	1016.0	200	13.8	*	100	Y

* **Couplings:** Refer to CrimpSource at www.safehose.com for coupling recommendations and crimp specifications.

** **Stock:** "Y" indicates stocked item; "N" indicates non-stocked item. Stock status subject to change. Contact Parker Customer Service.

⚠ WARNING! Couplings attached with bands or clamps may reduce the working pressure of the hose assembly to less than the maximum rated working pressure of the hose. [Refer to the NAHAD Industrial Hose Assembly Guidelines.](#)



LIGHT-N-BRIGHT™

Food Suction Hose

Chlorobutyl Tube – External PVC Helix

FDA, PMO, USDA, 3-A

Series SP330

Series SP330 is a suction and discharge hose designed to handle non-fatty and non-oily foods, liquids, sanitary products and potable water in a variety of transfer applications. The hose is manufactured using polished stainless steel mandrels for an ultra-smooth tube that will not impart taste or odor, and is resistant to bacteria and microbes. Series SP330 features a lightweight construction with an external PVC helix for full suction capability, superior flexibility and resistance to abrasion, crushing and kinking.

Tube:	White chlorobutyl
Reinforcement:	Multiple textile plies (with dual wire helix, 3" and 4" ID only)
Cover:	Red synthetic rubber with external gray PVC helix
Temp. Range:	-40°F to +200°F (-40°C to +93°C)
Brand Method:	Not branded
Design Factor:	4:1
Industry Standards:	FDA, PMO, USDA, 3-A
Applications:	<ul style="list-style-type: none"> • Non-fatty and non-oily foods, liquids, milk, potable water, sanitary products • In-plant and tank transfer • Delivery, transport
Vacuum:	Full
Packaging:	Coils
Couplings:	Requires SP100 banding coils.

Part Number	ID (in)	ID (mm)	Reinf Plies	OD (in)	OD (mm)	Approx Wt (lbs/ft)	Approx Wt (kg/ft)	Min Bend Rad (in)	Min Bend Rad (mm)	Max Rec WP (psi)	Max Rec WP (bar)	Perm Cplg Rec *	Std Pack Qty (ft)	Stock Status **
SP330-2000	2	50.8	2	3.000	76.2	1.39	0.63	2.0	50.8	100	7.0	*	100	Y
SP330-2500	2-1/2	63.5	2	3.500	88.9	1.73	0.78	3.0	76.2	100	7.0	*	100	Y
SP330-3000	3	76.2	2	4.000	101.6	2.48	1.12	4.0	101.6	100	7.0	*	100	Y
SP330-4000	4	101.6	2	5.000	127.0	3.53	1.60	6.0	152.4	100	7.0	*	100	N

* **Couplings:** Refer to CrimpSource at www.safehose.com for coupling recommendations and crimp specifications.

** **Stock:** "Y" indicates stocked item; "N" indicates non-stocked item. Stock status subject to change. Contact Parker Customer Service.



Orange PVC Banding Coil / PVC Abrasion Coil

Series SP100 / XSP100





Series SP100 is a rugged PVC coil that threads onto a complementary hose end to create a uniform banding area for coupling attachment. The coil fills the gaps between the loops of the outer PVC helix of the hose, providing an area for securing the banding clamp or ferrule. Series XSP100 threads onto the entire length of a complementary hose to protect it from abrasion and scuffs, helping to extend hose life in highly abrasive areas. Series SP100 and XSP100 are applied to Parker SP204, SP330, SP353 and SP483 hoses.

SP100

Part Number	Hose ID (in)	Hose ID (mm)	Approx Wt (lbs/ft)	Approx Wt (kg/ft)	Turns	Stock Status **
SP100-2000	2	50.8	0.19	0.09	8	Y
SP100-3000	3	76.2	0.33	0.15	10	Y
SP100-4000	4	101.6	0.46	0.21	10	Y
SP100-6000	6	152.4	1.02	0.46	16	Y

** **Stock:** "Y" indicates stocked item; "N" indicates non-stocked item. Stock status subject to change. Contact Parker Customer Service.

Other colors available:

Gray	
Green	
Red	
Sand Matte	

Optional Colors: Gray, Green, Red, Sand Matte. Specify when ordering.

XSP100

Part Number	Hose ID (in)	Hose ID (mm)	Approx Wt (lbs/ft)	Approx Wt (kg/ft)	Ft.	Stock Status **
XSP100-2000	2	50.8	0.19	0.09	100	N
XSP100-3000	3	76.2	0.33	0.15	100	N
XSP100-4000	4	101.6	0.46	0.21	100	N
XSP100-6000	6	152.4	1.02	0.46	100	N

** **Stock:** "Y" indicates stocked item; "N" indicates non-stocked item. Stock status subject to change. Contact Parker Customer Service.

Optional Colors: Gray, Green, Red, Sand Matte. Specify when ordering.



Brewers Discharge Hose

Chlorobutyl Tube

FDA, PMO, USDA, 3-A

Series SS200

Series SS200 is a discharge hose designed to handle beer, non-fatty and non-oily foods, liquids and potable water in brewery and winery transfer applications. The hose is manufactured using polished stainless steel mandrels for an ultra-smooth tube that will not impart taste or odor, and is resistant to bacteria and microbes. The EPDM cover is resistant to abrasion, mild chemicals and ozone.

NOTES: • Do not use in applications where a static charge may develop unless externally grounded.

- Capped ends available upon request.

Tube:	White chlorobutyl
Reinforcement:	Multiple textile plies
Cover:	Orange EPDM; wrapped finish
Temp. Range:	-40°F to +180°F (-40°C to +82°C)
Brand Method:	Orange text on purple stripe
Brand Example:	PARKER SERIES SS200 BREWERS HOSE MEETS FDA/3-A/USDA/PMO REQUIREMENTS (3-A LOGO) 350 PSI WP MADE IN USA
Design Factor:	4:1
Industry Standards:	FDA, PMO, USDA, 3-A
Applications:	<ul style="list-style-type: none"> • Beer, liquids, milk, non-fatty and non-oily foods, potable water, sanitary products, wine • In-plant and tank transfer • Delivery, transport
Vacuum:	Not recommended
Packaging:	Coils

Part Number	ID (in)	ID (mm)	Reinf Plies	OD (in)	OD (mm)	Approx Wt (lbs/ft)	Approx Wt (kg/ft)	Max Rec WP (psi)	Max Rec WP (bar)	Perm Cplg Rec *	Std Pack Qty (ft)	Stock Status **
SS200-1500	1-1/2	38.1	4	2.375	60.3	1.33	0.60	350	24.1	*	100	Y
SS200-2000	2	50.8	6	3.000	76.2	1.91	0.87	350	24.1	*	100	N
SS200-2500	2-1/2	63.5	6	3.500	88.9	2.32	1.05	350	24.1	*	100	N
SS200-3000	3	76.2	6	4.125	104.8	3.05	1.38	350	24.1	*	100	N
SS200-4000	4	101.6	6	5.125	130.2	3.87	1.76	350	24.1	*	100	N

* **Couplings:** Refer to CrimpSource at www.safehose.com for coupling recommendations and crimp specifications.

** **Stock:** "Y" indicates stocked item; "N" indicates non-stocked item. Stock status subject to change. Contact Parker Customer Service.

⚠ WARNING! Couplings attached with bands or clamps may reduce the working pressure of the hose assembly to less than the maximum rated working pressure of the hose. [Refer to the NAHAD Industrial Hose Assembly Guidelines.](#)



Flour Hose

3/16" Natural Rubber Tube

FDA, PMO, USDA, 3-A

Series SW431

Series SW431 is a low pressure suction and discharge hose designed to handle dry abrasive materials such as flour, grains, granules, pellets and powders; non-fatty and non-oily foods, liquids, sanitary products and potable water in a variety of transfer applications. The hose is manufactured using polished stainless steel mandrels for an ultra-smooth, bacteria-free tube that will not impart taste or odor, and is resistant to abrasion. The lightweight construction incorporates a thick tube for abrasion resistance. The dual wire helix provides full suction capability, kink resistance and a path to conduct a static electrical charge to ground. The natural rubber cover is resistant to abrasion, mild chemicals and ozone.

Tube:	White natural rubber
Reinforcement:	Multiple textile plies with dual wire helix
Cover:	Gray natural rubber; wrapped finish
Temp. Range:	-20°F to +180°F (-29°C to +82°C)
Brand Method:	Gray text on blue stripe
Brand Example:	PARKER SERIES SW431 FLOUR HOSE MEETS FDA/3-A/USDA/PMO REQUIREMENTS (3-A LOGO) 100 PSI WP MADE IN USA
Design Factor:	4:1
Industry Standards:	FDA, PMO, USDA, 3-A
Applications:	<ul style="list-style-type: none"> • Flour, dry abrasive materials, grains, granules, pellets, powders, sugar • Non-fatty and non-oily foods, liquids, milk, potable water, sanitary products • In-plant and tank transfer, delivery, transport
Vacuum:	Full
Packaging:	Coils

Part Number	ID (in)	ID (mm)	Reinf Plies	OD (in)	OD (mm)	Approx Wt (lbs/ft)	Approx Wt (kg/ft)	Min Bend Rad (in)	Min Bend Rad (mm)	Max Rec WP (psi)	Max Rec WP (bar)	Perm Cplg Rec *	Std Pack Qty (ft)	Stock Status **
SW431-4000	4	101.6	2	4.750	120.7	3.04	1.38	14.0	355.6	100	6.9	*	100	N
SW431-5000	5	127.0	2	5.750	146.1	3.90	1.77	20.0	508.0	100	6.9	*	100	Y

* **Couplings:** Refer to CrimpSource at www.safehose.com for coupling recommendations and crimp specifications.

** **Stock:** "Y" indicates stocked item; "N" indicates non-stocked item. Stock status subject to change. Contact Parker Customer Service.

⚠ WARNING! Couplings attached with bands or clamps may reduce the working pressure of the hose assembly to less than the maximum rated working pressure of the hose. [Refer to the NAHAD Industrial Hose Assembly Guidelines.](#)



Food Discharge Hose

Natural Rubber Tube

FDA, PMO, USDA, 3-A

Series SS231

Series SS231 is a medium pressure discharge hose designed to handle dry abrasive materials such as grains, granules, pellets and powders; and non-fatty and non-oily foods, liquids, sanitary products and potable water in a variety of transfer applications. The hose is manufactured using polished stainless steel mandrels for an ultra-smooth, bacteria-free tube that will not impart taste or odor, and is resistant to abrasion. The natural rubber cover is resistant to abrasion, mild chemicals and ozone. Series SS231 incorporates dual static wires to conduct an electrical charge to ground.

Tube:	White natural rubber
Reinforcement:	Multiple textile plies with dual static wires
Cover:	Gray natural rubber; wrapped finish
Temp. Range:	-40°F to +150°F (-40°C to +66°C)
Brand Method:	Gray text on blue stripe
Brand Example:	PARKER SERIES SS231 FOOD GRADE DISCHARGE 1/4" TUBE XXX PSI WP MADE IN USA
Design Factor:	4:1
Industry Standards:	FDA, PMO, USDA, 3-A
Applications:	<ul style="list-style-type: none"> • Dry abrasive materials, flour, grains, granules, pellets, powders, sugar • Non-fatty and non-oily foods, liquids, milk, potable water, sanitary products • In-plant and tank transfer, delivery, transport
Vacuum:	Not recommended
Packaging:	Coils

Part Number	ID (in)	ID (mm)	Reinf Plies	OD (in)	OD (mm)	Approx Wt (lbs/ft)	Approx Wt (kg/ft)	Max Rec WP (psi)	Max Rec WP (bar)	Perm Cplg Rec *	Std Pack Qty (ft)	Stock Status **
SS231-2000	2	50.8	2	2.844	72.2	1.60	0.73	200	13.8	*	100	N
SS231-2500	2-1/2	63.5	2	3.344	84.9	1.92	0.87	200	13.8	*	100	N
SS231-3000	3	76.2	2	3.844	97.6	2.23	1.01	140	9.7	*	100	N
SS231-4000	4	101.6	2	4.844	123.0	2.88	1.31	120	8.3	*	100	Y
SS231-6000	6	152.4	2	6.844	173.8	4.27	1.94	110	7.6	*	100	N

* **Couplings:** Refer to CrimpSource at www.safehose.com for coupling recommendations and crimp specifications.

** **Stock:** "Y" indicates stocked item; "N" indicates non-stocked item. Stock status subject to change. Contact Parker Customer Service.

WARNING! Couplings attached with bands or clamps may reduce the working pressure of the hose assembly to less than the maximum rated working pressure of the hose. Refer to the [NAHAD Industrial Hose Assembly Guidelines](#).



Food Suction / Hot Air Blower Hose

EPDM Tube

FDA, PMO, USDA, 3-A

Series SW319

Series SW319 is a high temperature hot air blower hose designed to load/unload dry materials in plants or from transport vehicles. SW319 is also a suction and discharge hose designed to handle dry abrasive materials such as grains, granules, pellets and powders, non-fatty and non-oily foods, liquids, sanitary products and potable water in a variety of food transfer applications. The hose is manufactured using polished stainless steel mandrels for an ultra-smooth, bacteria-free tube that will not impart taste or odor, and is resistant to abrasion. The lightweight construction incorporates a dual wire helix that provides full suction capability, kink resistance and a path to conduct a static electrical charge to ground. The EPDM cover is resistant to abrasion, mild chemicals and ozone.

Tube:	White EPDM
Reinforcement:	Multiple textile plies with dual wire helix
Cover:	Gray EPDM; wrapped finish
Temp. Range:	-20°F to +325°F [+350°F intermittent] (-29°C to +163°C [+177°C intermittent])
Brand Method:	Yellow text on blue stripe
Brand Example:	PARKER SERIES SW319 EPDM FOOD GRADE SUCTION / HOT AIR BLOWER HOSE MEETS FDA/3-A/USDA/PMO REQUIREMENTS (3-A LOGO) XXX PSI WP MADE IN USA
Design Factor:	4:1
Industry Standards:	FDA, PMO, USDA, 3-A
Applications:	<ul style="list-style-type: none"> • Dry abrasive materials, flour, grains, granules, pellets, powders, sugar • Non-oily foods, liquids, milk, potable water, sanitary products • Hot air blower systems • In-plant and tank transfer, delivery, transport
Vacuum:	Full
Packaging:	Coils

Part Number	ID (in)	ID (mm)	Reinf Plies	OD (in)	OD (mm)	Approx Wt (lbs/ft)	Approx Wt (kg/ft)	Min Bend Rad (in)	Min Bend Rad (mm)	Max Rec WP (psi)	Max Rec WP (bar)	Perm Cplg Rec *	Std Pack Qty (ft)	Stock Status **
SW319-1250	1-1/4	31.8	2	1.813	46.0	0.75	0.34	5.0	127.0	250	17.2	*	100	N
SW319-1500	1-1/2	38.1	2	2.063	52.4	0.86	0.39	6.0	152.4	250	17.2	*	100	N
SW319-2000	2	50.8	2	2.625	66.7	1.27	0.58	7.0	177.8	200	13.8	*	100	N
SW319-2500	2-1/2	63.5	2	3.188	81.0	1.75	0.79	10.0	254.0	200	13.8	*	100	N
SW319-3000	3	76.2	2	3.688	93.7	2.25	1.02	12.0	304.8	150	10.3	*	100	N

* **Couplings:** Refer to CrimpSource at www.safehose.com for coupling recommendations and crimp specifications.

** **Stock:** "Y" indicates stocked item; "N" indicates non-stocked item. Stock status subject to change. Contact Parker Customer Service.

⚠ WARNING! Couplings attached with bands or clamps may reduce the working pressure of the hose assembly to less than the maximum rated working pressure of the hose. [Refer to the NAHAD Industrial Hose Assembly Guidelines.](#)



EXACT-CHEM™

Modified XLPE Chemical and Food Suction Hose

FDA, USDA, 3-A

Series SW383

Series SW383 is a high pressure, high temperature suction and discharge hose designed to handle many commonly used acids, chemicals and solvents. The hose construction incorporates a modified cross-linked polyethylene (MXLPE) tube that features a temperature rating to 180°F (82°C), meets FDA, USDA and 3-A requirements, and will not leach into and contaminate the product being conveyed. The dual wire helix provides full suction capability, kink resistance and a path to conduct a static electrical charge to ground, and is suitable for use with internally expanded couplings. The cover is resistant to abrasion, mild chemicals and ozone.

NOTE: Refer to the [Safety and Technical](#) section of this catalog for safety, handling and use information. Refer to the [Chemical Guide](#) section of this catalog to determine compatibility with specific chemicals. Contact Parker for additional chemical compatibility information.

Tube:	Tan modified cross-linked polyethylene (MXLPE)
Reinforcement:	Multiple textile plies with dual wire helix
Cover:	Blue EPDM; wrapped finish
Temp. Range:	-40°F to +180°F (-40°C to +82°C)
Brand Method:	Blue text on yellow stripe
Brand Example:	PARKER SERIES SW383 EXACT-CHEM™ MOD X-LINK HOSE XXX PSI WP MADE IN USA
Design Factor:	4:1
Industry Standards:	FDA, USDA, 3-A
Applications:	<ul style="list-style-type: none"> • Acid, chemicals, solvents • Non-fatty and non-oily foods and liquids, potable water, sanitary products • In-plant and tank transfer, delivery, transport
Vacuum:	Full
Compare to:	Boston Panther Chemical Transfer; Gates Mustang 45HW; Veyance Blue Flexwing
Packaging:	Coils

(Continued on the following page)

⚠ WARNINGS!

- It is the responsibility of the user to determine if the hose is suitable for the application. Most chemical resistance guides are based on temperatures of 70°F (21°C). Elevated temperatures can change the chemical resistance ratings. Many chemicals will become more aggressive as temperatures increase, reducing the ability of hose compounds to withstand them. Contact Parker for chemical compatibility data at elevated temperatures. If no data exists, users are required to perform compatibility testing at the desired temperature.
- At operating temperatures of 125°F and above, only permanently attached couplings should be installed. At any operating temperature, couplings attached with bands or clamps may reduce the working pressure of the hose assembly to less than the maximum rated working pressure of the hose. Refer to the [NAHAD Industrial Hose Assembly Guidelines](#).

Series SW383 – EXACT-CHEM™ Modified XLPE Chemical Hose (Continued)

Part Number	ID (in)	ID (mm)	Reinf Plies	OD (in)	OD (mm)	Approx Wt (lbs/ft)	Approx Wt (kg/ft)	Min Bend Rad (in)	Min Bend Rad (mm)	Max Rec WP (psi)	Max Rec WP (bar)	Perm Cplg Rec *	Std Pack Qty (ft)	Stock Status **
SW383-1000	1	25.4	2	1.500	38.1	0.56	0.25	6.0	152.4	200	13.8	*	100	N
SW383-1250	1-1/4	31.8	2	1.750	44.5	0.68	0.31	8.0	203.2	200	13.8	*	100	N
SW383-1500	1-1/2	38.1	2	2.000	50.8	0.77	0.35	9.0	228.6	200	13.8	*	100	N
SW383-2000	2	50.8	2	2.531	64.3	1.08	0.49	12.0	304.8	200	13.8	*	100	Y
SW383-3000	3	76.2	2	3.656	92.9	2.02	0.92	18.0	457.2	150	10.3	*	100	Y
SW383-4000	4	101.6	2	4.719	119.9	3.03	1.37	28.0	711.2	150	10.3	*	100	Y
SW383-6000	6	152.4	2	6.813	173.0	5.90	2.68	42.0	1066.8	150	10.3	*	100	Y

* **Couplings:** Refer to CrimpSource at www.safehose.com for coupling recommendations and crimp specifications.

** **Stock:** "Y" indicates stocked item; "N" indicates non-stocked item. Stock status subject to change. Contact Parker Customer Service.



FEP Chemical and Food Suction Hose

FDA, USDA, 3-A

Series SW373

Series SW373 is a premium quality, high pressure, high temperature suction and discharge hose designed to handle approximately 99.5% of commonly used acids, chemicals and solvents, as well as food and sanitary materials. The fluorinated ethylene propylene (FEP) tube meets FDA, USDA and 3-A requirements, will not leach into and contaminate the product being conveyed, and features a temperature rating to 300°F (149°C). The hose construction incorporates a dual wire helix that provides full suction capability, kink resistance and a path to conduct a static electrical charge to ground. The cover is resistant to abrasion, mild chemicals and ozone.

NOTE: Refer to the [Safety and Technical section](#) of this catalog for safety, handling and use information. Refer to the [Chemical Guide section](#) of this catalog to determine compatibility with specific chemicals. Contact Parker for additional chemical compatibility information.

Tube:	White fluorinated ethylene propylene (FEP)
Reinforcement:	Multiple textile plies with dual wire helix
Cover:	Yellow EPDM; wrapped finish
Temp. Range:	-40°F to +300°F (-40°C to +149°C)
Brand Method:	Yellow text on red stripe
Brand Example:	PARKER SERIES SW373 FEP HOSE MEETS FDA, 3-A & USDA REQUIREMENTS XXX PSI WP MADE IN USA
Design Factor:	4:1
Industry Standards:	FDA, USDA, 3-A
Applications:	<ul style="list-style-type: none"> • Non-fatty and non-oily foods and liquids, potable water, sanitary products • Acids, chemicals, solvents • In-plant and tank transfer, delivery, transport
Vacuum:	Full
Packaging:	Coils

(Continued on the following page)

⚠ WARNINGS!

- It is the responsibility of the user to determine if the hose is suitable for the application. Most chemical resistance guides are based on temperatures of 70°F (21°C). Elevated temperatures can change the chemical resistance ratings. Many chemicals will become more aggressive as temperatures increase, reducing the ability of hose compounds to withstand them. Contact Parker for chemical compatibility data at elevated temperatures. If no data exists, users are required to perform compatibility testing at the desired temperature.
- At operating temperatures of 125°F (52°C) and above, only permanently attached couplings should be installed. At any operating temperature, couplings attached with bands or clamps may reduce the working pressure of the hose assembly to less than the maximum rated working pressure of the hose. Refer to the [NAHAD Industrial Hose Assembly Guidelines](#).
- Do not use with internally expanded couplings. Refer to chemical hoses that incorporate a MXLPE tube.

Series SW373 – FEP Chemical and Food Suction Hose (Continued)

Part Number	ID (in)	ID (mm)	Reinf Plies	OD (in)	OD (mm)	Approx Wt (lbs/ft)	Approx Wt (kg/ft)	Min Bend Rad (in)	Min Bend Rad (mm)	Max Rec WP (psi)	Max Rec WP (bar)	Perm Cplg Rec *	Std Pack Qty (ft)	Stock Status **
SW373-500	1/2	12.7	2	0.969	24.6	0.37	0.17	7.0	177.8	500	34.5	*	100	N
SW373-750	3/4	19.1	2	1.250	31.8	0.55	0.25	8.0	203.2	500	34.5	*	100	N
SW373-1000	1	25.4	2	1.531	38.9	0.69	0.31	9.0	228.6	400	27.6	*	100	N
SW373-1250	1-1/4	31.8	2	1.750	44.5	0.75	0.34	11.0	279.4	375	25.9	*	100	N
SW373-1500	1-1/2	38.1	2	2.125	54.0	1.11	0.50	12.0	304.8	350	24.1	*	100	N
SW373-2000	2	50.8	2	2.688	68.3	1.57	0.71	16.0	406.4	300	20.7	*	100	N
SW373-3000	3	76.2	4	3.875	98.4	2.86	1.30	30.0	762.0	200	13.8	*	100	N
SW373-4000	4	101.6	4	5.000	127.0	4.28	1.94	42.0	1066.8	150	10.3	*	100	N

* **Couplings:** Refer to CrimpSource at www.safehose.com for coupling recommendations and crimp specifications.

** **Stock:** "Y" indicates stocked item; "N" indicates non-stocked item. Stock status subject to change. Contact Parker Customer Service.



TITANFLEX®

FEP Chemical and Food Suction Hose

FDA, USDA, 3-A

Series SW574

Series SW574 is a flexible, lightweight, premium quality suction and discharge hose designed for use in high temperature, high pressure chemical and purity applications. The fluorinated ethylene propylene (FEP) tube is compatible with 99.5% of commonly used chemicals and solvents, as well as food, pharmaceutical and sanitary materials. The tube also has an elevated temperature rating of 300°F (149°C), will not leach into and contaminate the product being conveyed, and meets FDA, USDA and 3-A requirements. The special construction incorporates a dual wire helix that provides full suction capability, superior force-to-bend and kink resistance and a path to conduct a static electrical charge to ground. The EPDM cover is resistant to abrasion, mild chemicals and ozone.

NOTE: Refer to the [Safety and Technical](#) section of this catalog for safety, handling and use information. Refer to the [Chemical Guide](#) section of this catalog to determine compatibility with specific chemicals. Contact Parker for additional chemical compatibility information.

Tube:	White fluorinated ethylene propylene (FEP)
Reinforcement:	Multiple textile plies with dual wire helix
Cover:	Blue EPDM; wrapped finish
Temp. Range:	-40°F to +300°F (-40°C to +149°C)
Brand Method:	Red text on yellow stripe
Brand Example:	PARKER SERIES SW574 TITANFLEX® FEP CHEMICAL/FOOD QUALITY HOSE XXX PSI MEETS FDA/3-A/USDA REQUIREMENTS (3-A LOGO) MADE IN USA
Design Factor:	4:1
Industry Standards:	FDA, USDA, 3-A
Applications:	<ul style="list-style-type: none"> • Non-fatty and non-oily foods and liquids, potable water, sanitary products • Acids, chemicals, solvents • In-plant and tank transfer, delivery, transport
Vacuum:	Full
Packaging:	Coils

(Continued on the following page)

⚠️ WARNINGS!

- It is the responsibility of the user to determine if the hose is suitable for the application. Most chemical resistance guides are based on temperatures of 70°F (21°C). Elevated temperatures can change the chemical resistance ratings. Many chemicals will become more aggressive as temperatures increase, reducing the ability of hose compounds to withstand them. Contact Parker for chemical compatibility data at elevated temperatures. If no data exists, users are required to perform compatibility testing at the desired temperature.
- At operating temperatures of 125°F (52°C) and above, only permanently attached couplings should be installed. At any operating temperature, couplings attached with bands or clamps may reduce the working pressure of the hose assembly to less than the maximum rated working pressure of the hose. Refer to the [NAHAD Industrial Hose Assembly Guidelines](#).
- Do not use with internally expanded couplings. Refer to chemical hoses that incorporate a MXLPE tube.

Series SW574 – Titanflex® FEP Chemical and Food Suction Hose (Continued)

Part Number	ID (in)	ID (mm)	Reinf Plies	OD (in)	OD (mm)	Approx Wt (lbs/ft)	Approx Wt (kg/ft)	Min Bend Rad (in)	Min Bend Rad (mm)	Max Rec WP (psi)	Max Rec WP (bar)	Perm Cplg Rec *	Std Pack Qty (ft)	Stock Status **
SW574-750	3/4	19.1	2	1.281	32.5	0.48	0.22	2.0	50.8	400	27.6	*	100	N
SW574-1000	1	25.4	2	1.469	37.3	0.52	0.24	2.5	63.5	400	27.6	*	100	N
SW574-1500	1-1/2	38.1	2	2.031	51.6	0.81	0.37	4.0	101.6	300	20.7	*	100	N
SW574-2000	2	50.8	2	2.531	64.3	1.11	0.50	6.5	165.1	300	20.7	*	100	N
SW574-3000	3	76.2	2	3.688	93.7	2.17	0.98	12.0	304.8	200	13.8	*	100	N
SW574-4000	4	101.6	2	4.688	119.1	3.03	1.37	18.0	457.2	200	13.8	*	100	N

* **Couplings:** Refer to CrimpSource at www.safehose.com for coupling recommendations and crimp specifications.

** **Stock:** “Y” indicates stocked item; “N” indicates non-stocked item. Stock status subject to change. Contact Parker Customer Service.



TITANFLEX®

Corrugated Chemical and Food Suction Hose

UHMWPE Tube

FDA, USDA, 3-A

Series SWC693

Series SWC693 is an extremely flexible, high pressure, high temperature suction and discharge hose designed to handle approximately 98% of commonly used acids, chemicals and solvents as well as food, pharmaceutical and sanitary materials. The hose is manufactured using polished stainless steel mandrels for an ultra-smooth tube that will not impart taste or odor. The ultra high molecular weight polyethylene (UHMWPE) tube meets FDA, USDA and 3-A requirements and will not leach into and contaminate the product being conveyed. The lightweight corrugated hose construction incorporates a dual wire helix that provides full suction capability, superior kink resistance, minimal force-to bend and a path to conduct a static electrical charge to ground. The cover is resistant to abrasion, mild chemicals and ozone.

NOTE: Refer to the [Safety and Technical](#) section of this catalog for safety, handling and use information. Refer to the [Chemical Guide](#) section of this catalog to determine compatibility with specific chemicals. Contact Parker for additional chemical compatibility information.

Tube:	Translucent ultra high molecular weight polyethylene (UHMWPE)
Reinforcement:	Multiple textile plies with dual wire helix
Cover:	Green EPDM; corrugated wrapped finish
Temp. Range:	-40°F to +250°F (-40°C to +121°C)
Brand Method:	Black text on yellow stripe
Brand Example:	PARKER SERIES SWC693 TITANFLEX® UHMWPE CHEMICAL SUCTION HOSE XXX PSI MEETS FDA MADE IN USA
Design Factor:	4:1
Industry Standards:	FDA, USDA, 3-A
Applications:	<ul style="list-style-type: none"> • Non-fatty and non-oily foods and liquids, potable water, sanitary products • Acids, chemicals, solvents • In-plant and tank transfer, delivery, transport
Vacuum:	Full
Packaging:	Coils

(Continued on the following page)

⚠ WARNINGS!

- It is the responsibility of the user to determine if the hose is suitable for the application. Most chemical resistance guides are based on temperatures of 70°F (21°C). Elevated temperatures can change the chemical resistance ratings. Many chemicals will become more aggressive as temperatures increase, reducing the ability of hose compounds to withstand them. Contact Parker for chemical compatibility data at elevated temperatures. If no data exists, users are required to perform compatibility testing at the desired temperature.
- At operating temperatures of 125°F (52°C) and above, only permanently attached couplings should be installed. At any operating temperature, couplings attached with bands or clamps may reduce the working pressure of the hose assembly to less than the maximum rated working pressure of the hose. Refer to the [NAHAD Industrial Hose Assembly Guidelines](#).
- Do not use with internally expanded couplings. Refer to chemical hoses that incorporate a MXLPE tube.

Series SWC693 – Titanflex® Corrugated Chemical and Food Suction Hose (Continued)

Part Number	ID (in)	ID (mm)	Reinf Plies	OD (in)	OD (mm)	Approx Wt (lbs/ft)	Approx Wt (kg/ft)	Min Bend Rad (in)	Min Bend Rad (mm)	Max Rec WP (psi)	Max Rec WP (bar)	Perm Cplg Rec *	Std Pack Qty (ft)	Stock Status **
SWC693-1000	1	25.4	2	1.375	34.9	0.38	0.17	1.0	25.4	250	17.2	HAPS	100	Y
SWC693-1250	1-1/4	31.8	2	1.625	41.3	0.48	0.22	1.3	33.0	250	17.2	*	100	N
SWC693-1500	1-1/2	38.1	2	1.875	47.8	0.62	0.28	1.5	38.1	250	17.2	HAPS	100	N
SWC693-2000	2	50.8	2	2.438	61.9	0.93	0.42	2.0	50.8	250	17.2	HAPS	100	Y
SWC693-3000	3	76.2	2	3.438	87.3	1.45	0.66	4.5	114.3	200	13.8	*	100	Y
SWC693-4000	4	101.6	2	4.500	114.3	2.17	0.98	8.0	203.2	200	13.8	*	100	Y

* **Couplings:** Refer to CrimpSource at www.safehose.com for coupling recommendations and crimp specifications.

** **Stock:** "Y" indicates stocked item; "N" indicates non-stocked item. Stock status subject to change. Contact Parker Customer Service.

NOTES:

Material Handling / Dredge



Hose Selector Guide – by application

Series	Trademark	Hose Application / Construction / Selector Guide		Tube	Cover	Size Range (in)	Pressure Range (psi)	Temp Range (°F)	Page No.
7138		Deadman twin sensing	Air	EPDM	EPDM	3/16	200	-30/+200	148
7204		Hot tar & asphalt	High pressure	Nitrile	Chloroprene	1/2 - 1	1000	-20/+300	159
7236		Concrete placement		NR/SBR	NR/SBR	1-1/4 - 2	800	-30/+150	129
7244		Sand blast		NR	Synthetic rubber blend	1/2 - 2	150	-20/+160	147
7363	SUPER-FLEX®	Dry/wet abrasives	Suction/vacuum, corrugated	NR/SBR	NR/SBR	2 - 6	100	-40/+160	138
7393		Rock dust	Suction/vacuum, corrugated	NR/SBR	NR/SBR	1-1/4 - 3	50-90	-30/+160	141
8341	DAY-LITE®	Dry/wet abrasives	Suction/vacuum, corrugated	NR/SBR	NR/SBR	1-1/2 - 8	75	-40/+180	139
ES907		Dredge sleeve	Custom Made Hose	NR	SBR	4 - 18	150-200	-40/+150	153
ES908		Dredge sleeve, heavy duty	Custom Made Hose	NR	SBR	4 - 18	150-200	-40/+150	154
ES937		Elephant trunk	Custom Made Hose	SBR	SBR	6 - 30	20-65	-40/+180	136
EW336		Abrasives	Custom Made Hose	NR	SBR	4 - 14	100	-40/+150	144
EW360		Hot air blower	Custom Made Hose	EPDM	EPDM	6-5/8 - 14	50-100	-40/+300	152
EW499		Hot tar & asphalt	Custom Made Hose	FKM	Synthetic rubber	6 - 10	200	-40/+350	158
EW708		Dredge suction	Custom Made Hose	NR	SBR	4 - 18	150-200	-40/+150	155
EW709		Dredge suction, heavy duty	Custom Made Hose	NR	SBR	4 - 18	150-200	-40/+150	156
EWC334		Dry cement, powders	Custom Made Hose	NR	SBR	6 - 12/34	65-135	-40/+150	137
EWC777		Dry/wet abrasives	Custom Made Hose	NR	SBR	4 - 24	75-150	-40/+150	145
EWC789		Abrasives/vacuum	Custom Made Hose	SBR	SBR	4 - 10	100-150	-40/+180	143
EWC888		Abrasives/vacuum	Custom Made Hose	NR	SBR	5 - 12	30-75	-40/+150	142
SS123		Concrete placement		SBR	SBR	1 - 6	500-800	-40/+180	128
SS135		Dry cement, powders		SBR	SBR	4 - 6	65	-40/+180	131
SS147		Dry cement, powders		SBR	SBR	4	60	-40/+180	132
SS187	SPARTAN™	Dry cement, powders		SBR	SBR	4	50	-40/+180	133
SS201	GOLIATH™	Grout placement		SBR	SBR	1-1/2 - 4	800-1200	-40/+180	130
SS225		Dry cement, powders		SBR	SBR	3 - 6-5/8	100-125	-40/+180	135
SS236		Dry/wet abrasives		NR	SBR	1-1/2 - 6	85-150	-40/+150	146
SS247		Dry cement		SBR	SBR	4 - 8	60-75	-40/+180	134
SW336		Abrasives	Suction/vacuum	NR	SBR	3 - 6	110-125	-40/+150	140
SW360		Hot air blower		EPDM	EPDM	2 - 6	100-200	-40/+350	150
SW387		Hot tar & asphalt	Suction/discharge	Nitrile	Nitrile	1-1/2 - 4	150	-40/+300	157
SW409		Sand recovery	Suction/vacuum	NR	SBR	2 - 6	100-200	-40/+150	149
SW560	SPARTAN™	Hot air blower		EPDM	EPDM	2 - 4	100-125	-40/+350	151

NOTE: This is a guide only. It is the responsibility of the end user to select and/or test the most appropriate product for the application. Refer to product pages for specific data. Contact Parker for additional information.

See the following page for the Hose Selector Guide by industry standard. Refer to pages 9-10 for a complete listing of industry standards.

See pages ii through iv for an index of all product series by series number and pages v through xv for an index by application and by series name.

Due to continual product improvements, Parker reserves the right to alter specifications without prior notice.



Hose Selector Guide – by industry standard

Industry Standards	MSHA	Static Dissipating
Hose Series	7393	7236
		7244
		7363
		7393
		8341
		SS135
		SS147
		SS187
		SS225
		SS247
		SW409

NOTE: This is a guide only. It is the responsibility of the end user to select and/or test the most appropriate product for the application. Refer to product pages for specific data. Contact Parker for additional information.

See the previous page for the Hose Selector Guide by application. Refer to pages 9-10 for a complete listing of industry standards.

See pages ii through iv for an index of all product series by series number and pages v through xv for an index by application and by series name.



Premium Concrete Placement Hose

SBR Tube

Series SS123

Series SS123 is a premium grade, high quality concrete placement hose for wet abrasive materials. The thick SBR tube provides abrasion resistance and the thick wall incorporates multiple plies of reinforcement for kink resistance. The SBR cover is resistant to abrasion, cuts, gouges, scuffs and weathering.

Tube:	Black SBR
Reinforcement:	Multiple textile plies
Cover:	Black SBR; wrapped finish
Temp. Range:	-40°F to +180°F (-40°C to +82°C)
Brand Method:	Black text on green stripe
Brand Example:	PARKER SERIES SS123 PREMIUM CONCRETE PUMP HOSE XXX PSI WP MADE IN USA
Design Factor:	4:1
Industry Standards:	None applicable
Applications:	<ul style="list-style-type: none"> Wet abrasive materials, concrete Construction, general industrial
Vacuum:	Not recommended
Packaging:	Coils

Part Number	ID (in)	ID (mm)	Reinf Plies	OD (in)	OD (mm)	Approx Wt (lbs/ft)	Approx Wt (kg/ft)	Max Rec WP (psi)	Max Rec WP (bar)	Std Pack Qty (ft)	Stock Status **
SS123-1000	1	25.4	2	1.500	38.1	0.46	0.21	800	55.2	100	N
SS123-1250	1-1/4	31.8	2	1.750	44.5	0.57	0.26	800	55.2	100	Y
SS123-1500	1-1/2	38.1	2	2.188	55.6	0.99	0.45	800	55.2	100	N
SS123-2000	2	50.8	4	2.813	71.4	1.40	0.64	800	55.2	100	Y
SS123-2500	2-1/2	63.5	4	3.313	84.1	1.77	0.80	500	34.5	100	N
SS123-3000	3	76.2	6	4.063	103.2	2.80	1.27	500	34.5	100	Y
SS123-4000	4	101.6	6	5.063	128.6	4.02	1.82	500	34.5	100	Y
SS123-5000	5	127.0	6	6.250	158.8	4.93	2.24	500	34.5	100	Y
SS123-6000	6	152.4	6	7.313	185.7	6.18	2.80	500	34.5	100	Y

** **Stock:** "Y" indicates stocked item; "N" indicates non-stocked item. Stock status subject to change. Contact Parker Customer Service.

⚠ WARNING! Couplings attached with bands or clamps may reduce the working pressure of the hose assembly to less than the maximum rated working pressure of the hose. [Refer to the NAHAD Industrial Hose Assembly Guidelines.](#)



Concrete Placement Hose

Natural Rubber / SBR Blend Tube

Series 7236

Series 7236 is a high pressure placement hose for dry and wet cement, concrete and plaster. The hose construction incorporates a thick static dissipating natural rubber/SBR blend tube that provides abrasion resistance, and a heavy wall that provides kink resistance. The SBR cover is resistant to abrasion and weathering. Series 7236 is available in 200-foot continuous lengths.

Tube:	Black natural rubber/SBR blend; static dissipating
Reinforcement:	Multiple textile plies
Cover:	Black natural rubber/SBR blend; wrapped finish
Temp. Range:	-30°F to +150°F (-34°C to +66°C)
Brand Method:	Black text on white stripe
Brand Example:	PARKER SERIES 7236 PLASTER & CONCRETE HOSE 800 PSI MAX WP MADE IN USA (LOT#)
Design Factor:	3:1
Industry Standards:	None applicable
Applications:	<ul style="list-style-type: none"> • Abrasive materials, dry and wet cement, concrete, plaster • Construction, general industrial
Vacuum:	Not recommended
Compare to:	Veyance Allcrete Textile
Packaging:	Coils

Part Number	ID (in)	ID (mm)	Reinf Plies	OD (in)	OD (mm)	Approx Wt (lbs/ft)	Approx Wt (kg/ft)	Min Bend Rad (in)	Min Bend Rad (mm)	Max Rec WP (psi)	Max Rec WP (bar)	Std Pack Qty (ft)	Stock Status **
7236-125800	1-1/4	31.8	4	1.882	47.8	0.78	0.35	9.0	228.6	800	55.2	100	N
7236-150800	1-1/2	38.1	4	2.212	56.2	1.01	0.46	12.0	304.8	800	55.2	100	N
7236-200800	2	50.8	4	2.762	70.2	1.38	0.63	24.0	609.6	800	55.2	100	N
7236-200800050	2	50.8	4	2.762	70.2	1.38	0.63	24.0	609.6	800	55.2	50	N

** **Stock:** "Y" indicates stocked item; "N" indicates non-stocked item. Stock status subject to change. Contact Parker Customer Service.

⚠ WARNING! Couplings attached with bands or clamps may reduce the working pressure of the hose assembly to less than the maximum rated working pressure of the hose. [Refer to the NAHAD Industrial Hose Assembly Guidelines.](#)



GOLIATH™

High Pressure Grout Placement Hose

SBR Tube

Series SS201

Series SS201 is a high pressure placement hose for cement, grout, plaster and shotcrete. The SBR tube provides abrasion resistance and the thick wall incorporates multiple plies of reinforcement for contraction/elongation control and kink resistance. The SBR cover is resistant to abrasion, cuts, gouges, scuffs and weathering.

Tube:	Black SBR
Reinforcement:	Multiple textile plies
Cover:	Black SBR; wrapped finish
Temp. Range:	-40°F to +180°F (-40°C to +82°C)
Brand Method:	Green text on white stripe
Brand Example:	PARKER SERIES SS201 GOLIATH™ HIGH PRESSURE GROUT HOSE XXX PSI WP MADE IN USA
Design Factor:	4:1
Industry Standards:	None applicable
Applications:	<ul style="list-style-type: none"> • Abrasive materials, cement, grout, plaster, shotcrete • Construction, general industrial
Vacuum:	Not recommended
Packaging:	Coils

Part Number	ID (in)	ID (mm)	Reinf Plies	OD (in)	OD (mm)	Approx Wt (lbs/ft)	Approx Wt (kg/ft)	Max Rec WP (psi)	Max Rec WP (bar)	Std Pack Qty (ft)	Stock Status **
SS201-1500	1-1/2	38.1	4	2.375	60.3	1.35	0.61	1200	82.7	100	Y
SS201-2000	2	50.8	6	3.000	76.2	2.00	0.91	1200	82.7	100	N
SS201-2500	2-1/2	63.5	6	3.500	88.9	2.50	1.13	1000	68.9	100	N
SS201-3000	3	76.2	6	4.063	103.2	3.36	1.52	1000	68.9	100	N
SS201-4000	4	101.6	6	5.125	130.2	4.41	2.00	800	55.2	100	N

** Stock: "Y" indicates stocked item; "N" indicates non-stocked item. Stock status subject to change. Contact Parker Customer Service.

⚠ WARNING! Couplings attached with bands or clamps may reduce the working pressure of the hose assembly to less than the maximum rated working pressure of the hose. [Refer to the NAHAD Industrial Hose Assembly Guidelines.](#)



Dry Cement Hose

1/8" SBR Tube

Series SS135

Series SS135 is a lightweight, low pressure discharge hose for dry abrasive materials such as cement and powders. The static dissipating 1/8" SBR tube provides abrasion resistance and the SBR cover is resistant to abrasion, cuts, scuffs and weathering.

Tube:	1/8" Black SBR; static dissipating
Reinforcement:	Multiple textile plies
Cover:	Black SBR; wrapped finish
Temp. Range:	-40°F to +180°F (-40°C to +83°C)
Brand Method:	Black text on white stripe
Brand Example:	PARKER SERIES SS135 DRY CEMENT DISCHARGE 65 PSI WP MADE IN USA
Design Factor:	4:1
Industry Standards:	None applicable
Applications:	<ul style="list-style-type: none"> Abrasive materials, dry cement, lime, powders, silica Bulk transport trucks Construction, general industrial
Vacuum:	Not recommended
Compare to:	Boston Lynx HD; Gates Dry Cement Delivery; Thermoid Transporter; Veyance Black Softwall
Packaging:	Coils

Part Number	ID (in)	ID (mm)	Reinf Plies	OD (in)	OD (mm)	Approx Wt (lbs/ft)	Approx Wt (kg/ft)	Max Rec WP (psi)	Max Rec WP (bar)	Std Pack Qty (ft)	Stock Status **
SS135-4000	4	101.6	2	4.500	114.3	1.49	0.68	65	4.5	100	Y
SS135-4500	4-1/2	114.3	2	5.000	127.0	1.71	0.78	65	4.5	100	Y
SS135-5000	5	127.0	2	5.500	139.7	1.90	0.86	65	4.5	100	N
SS135-6000	6	152.4	2	6.560	166.6	2.32	1.05	65	4.5	100	N

** **Stock:** "Y" indicates stocked item; "N" indicates non-stocked item. Stock status subject to change. Contact Parker Customer Service.

⚠ WARNING! Couplings attached with bands or clamps may reduce the working pressure of the hose assembly to less than the maximum rated working pressure of the hose. [Refer to the NAHAD Industrial Hose Assembly Guidelines.](#)



Dry Cement Hose

3/16" SBR Tube

Series SS147

Series SS147 is a lightweight, low pressure discharge hose for dry abrasive materials such as cement and powders. The static dissipating 3/16" SBR tube provides abrasion resistance and the SBR cover is resistant to abrasion, cuts, scuffs and weathering.

Tube:	3/16" Black SBR; static dissipating
Reinforcement:	Multiple textile plies
Cover:	Black SBR; wrapped finish
Temp. Range:	-40°F to +180°F (-40°C to +83°C)
Brand Method:	Black text on green stripe
Brand Example:	PARKER SERIES SS147 DRY MATERIAL DISCHARGE HOSE 60 PSI WP MADE IN USA
Design Factor:	4:1
Industry Standards:	None applicable
Applications:	<ul style="list-style-type: none"> • Abrasive dry materials, cement, lime, powders, silica • In-plant transfer/loading, bulk transport trucks • Construction, general industrial
Vacuum:	Not recommended
Compare to:	Boston Lynx HD; Gates Dry Cement Delivery; Thermoid Transporter; Veyance Black Softwall
Packaging:	Coils

Part Number	ID (in)	ID (mm)	Reinf Plies	OD (in)	OD (mm)	Approx Wt (lbs/ft)	Approx Wt (kg/ft)	Max Rec WP (psi)	Max Rec WP (bar)	Std Pack Qty (ft)	Stock Status **
SS147-4000	4	101.6	2	4.625	117.5	1.96	0.89	60	4.1	100	Y

** **Stock:** "Y" indicates stocked item; "N" indicates non-stocked item. Stock status subject to change. Contact Parker Customer Service.

⚠ WARNING! Couplings attached with bands or clamps may reduce the working pressure of the hose assembly to less than the maximum rated working pressure of the hose. [Refer to the NAHAD Industrial Hose Assembly Guidelines.](#)



SPARTAN™ Dry Cement Hose 3/16" SBR Tube Series SS187

Series SS187 is a gravity flow and low pressure discharge hose for dry cement and abrasive materials in bulk transfer applications. The static dissipating 3/16" SBR tube provides abrasion resistance and the SBR cover is resistant to abrasion, cuts, scuffs and weathering.

Tube:	3/16" Black SBR; static dissipating
Reinforcement:	Multiple textile plies
Cover:	Black SBR; wrapped finish
Temp. Range:	-40°F to +180°F (-40°C to +83°C)
Brand Method:	Black text on green stripe
Brand Example:	PARKER SERIES SS187 MATERIAL HANDLING HOSE 50 PSI MADE IN USA
Design Factor:	4:1
Industry Standards:	None applicable
Applications:	<ul style="list-style-type: none"> • Abrasive dry materials, cement, lime, powders, silica • In-plant transfer/loading, bulk transport trucks • Construction, general industrial
Vacuum:	Not recommended
Packaging:	Coils

Part Number	ID (in)	ID (mm)	Reinf Plies	OD (in)	OD (mm)	Approx Wt (lbs/ft)	Approx Wt (kg/ft)	Max Rec WP (psi)	Max Rec WP (bar)	Std Pack Qty (ft)	Stock Status **
SS187-4000	4	101.6	2	4.595	116.7	1.85	0.84	50	3.4	100	Y

** **Stock:** "Y" indicates stocked item; "N" indicates non-stocked item. Stock status subject to change. Contact Parker Customer Service.

⚠ WARNING! Couplings attached with bands or clamps may reduce the working pressure of the hose assembly to less than the maximum rated working pressure of the hose. [Refer to the NAHAD Industrial Hose Assembly Guidelines.](#)



Heavy Duty Dry Cement Hose

1/4" SBR Tube

Series SS247

Series SS247 is a flexible, heavy duty discharge hose for dry abrasive materials such as pebble lime and sand. The static dissipating 1/4" SBR tube provides abrasion resistance and the SBR cover is resistant to abrasion, cuts, scuffs and weathering.

NOTE: Customized versions of this product are available. Contact Parker.

Tube:	1/4" Black SBR; static dissipating
Reinforcement:	Multiple textile plies
Cover:	Black SBR; wrapped finish
Temp. Range:	-40°F to +180°F (-40°C to +83°C)
Brand Method:	Black text on blue stripe
Brand Example:	PARKER SERIES SS247 HEAVY DUTY DRY CEMENT HOSE XX PSI WP MADE IN USA
Design Factor:	3:1
Industry Standards:	None applicable
Applications:	<ul style="list-style-type: none"> • Dry abrasive materials, cement, pebble lime, powders, sand, silica • In-plant transfer/loading, bulk transport trucks • Construction, general industrial
Vacuum:	Not recommended
Compare to:	Boston Lynx HD; Gates Dry Cement Delivery; Thermoid Transporter; Veyance Black Softwall
Packaging:	Coils

Part Number	ID (in)	ID (mm)	Reinf Plies	OD (in)	OD (mm)	Approx Wt (lbs/ft)	Approx Wt (kg/ft)	Max Rec WP (psi)	Max Rec WP (bar)	Std Pack Qty (ft)	Stock Status **
SS247-4000	4	101.6	2	4.750	120.7	2.49	1.13	75	5.2	100	Y
SS247-4500	4-1/2	114.3	2	5.250	133.4	2.79	1.27	75	5.2	100	N
SS247-5000	5	127.0	2	5.750	146.1	3.11	1.41	75	5.2	100	Y
SS247-6000	6	152.4	2	6.750	171.5	3.69	1.67	70	4.8	100	N
SS247-8000	8	203.2	2	8.750	222.3	4.88	2.21	60	4.1	100	N

** **Stock:** "Y" indicates stocked item; "N" indicates non-stocked item. Stock status subject to change. Contact Parker Customer Service.

⚠ WARNING! Couplings attached with bands or clamps may reduce the working pressure of the hose assembly to less than the maximum rated working pressure of the hose. [Refer to the NAHAD Industrial Hose Assembly Guidelines.](#)



Material Handling Hose

1/4" SBR Tube

Series SS225

Series SS225 is a lightweight, medium pressure discharge hose for dry abrasive materials such as cement and powders. The static dissipating 1/4" SBR tube provides abrasion resistance and the SBR cover is resistant to abrasion, cuts, scuffs and weathering.

Tube:	1/4" Black SBR; static dissipating
Reinforcement:	Multiple textile plies
Cover:	Black SBR; wrapped finish
Temp. Range:	-40°F to +180°F (-40°C to +82°C)
Brand Method:	Black text on blue stripe
Brand Example:	PARKER SERIES SS225 MATERIAL HANDLING HOSE XXX PSI WP 1/4" TUBE MADE IN USA
Design Factor:	4:1
Industry Standards:	None applicable
Applications:	<ul style="list-style-type: none"> Abrasive dry materials, cement, lime, powders, silica In-plant transfer/loading, bulk transport trucks Construction, general industrial
Vacuum:	Not recommended
Packaging:	Coils

Part Number	ID (in)	ID (mm)	Reinf Plies	OD (in)	OD (mm)	Approx Wt (lbs/ft)	Approx Wt (kg/ft)	Max Rec WP (psi)	Max Rec WP (bar)	Std Pack Qty (ft)	Stock Status **
SS225-4000	4	101.6	2	4.750	120.7	2.61	1.18	125	8.6	100	Y
SS225-4500	4-1/2	114.3	2	5.250	133.4	2.96	1.34	100	6.9	100	N
SS225-5000	5	127.0	2	5.750	146.1	3.28	1.49	100	6.9	100	N
SS225-6000	6	152.4	2	6.750	171.5	3.92	1.78	100	6.9	100	N

** **Stock:** "Y" indicates stocked item; "N" indicates non-stocked item. Stock status subject to change. Contact Parker Customer Service.



Elephant Trunk Material Handling Hose

1/8" SBR Tube

Series ES937

Custom Made Hose

Series ES937 is a flexible, lightweight hose for gravity flow and low pressure discharge of cement and other abrasive materials. The 1/8" SBR tube provides abrasion resistance and the SBR cover is resistant to abrasion, cuts, scuffs and weathering.

NOTE: Other customized versions of this product are available. Contact Parker.

Tube:	1/8" Black SBR
Reinforcement:	Multiple plies of tire cord
Cover:	Black SBR; wrapped finish
Temp. Range:	-40°F to +180°F (-40°C to +82°C)
Brand Method:	Black text on green stripe
Brand Example:	PARKER SERIES ES937 ELEPHANT TRUNK HOSE
Design Factor:	4:1
Industry Standards:	None applicable
Applications:	<ul style="list-style-type: none"> • Light abrasives, dry cement • Construction, general industrial
Vacuum:	Not recommended
Packaging:	Folded and palletized coils
Couplings:	Plain or enlarged ends only; contact Parker

Part Number	ID (in)	ID (mm)	Reinf Plies	OD (in)	OD (mm)	Approx Wt (lbs/ft)	Approx Wt (kg/ft)	Max Rec WP (psi)	Max Rec WP (bar)	Max Lg (ft)
ES937-6000	6	152.4	2	6.531	165.9	2.90	1.32	65	4.5	100
ES937-6625	6-5/8	168.3	2	7.156	181.8	3.10	1.41	60	4.1	100
ES937-7000	7	177.8	2	7.531	191.3	3.30	1.50	60	4.1	50
ES937-7500	7-1/2	190.5	2	8.031	204.0	3.60	1.63	55	3.8	50
ES937-8000	8	203.2	2	8.531	216.7	3.80	1.72	50	3.4	50
ES937-8625	8-5/8	219.1	2	9.156	232.6	4.20	1.91	45	3.1	50
ES937-10000	10	254.0	2	10.531	267.5	4.90	2.22	45	3.1	50
ES937-10750	10-3/4	273.1	2	11.281	286.5	5.20	2.36	40	2.8	50
ES937-12000	12	304.8	2	12.531	318.3	5.80	2.63	40	2.8	50
ES937-12750	12-3/4	323.9	2	13.281	337.3	6.20	2.81	40	2.8	50
ES937-14000	14	355.6	2	14.531	369.1	6.80	3.08	35	2.4	50
ES937-16000	16	406.4	2	16.531	419.9	7.70	3.49	30	2.1	50
ES937-18000	18	457.2	2	18.531	470.7	8.70	3.95	30	2.1	50
ES937-20000	20	508.0	2	20.531	521.5	9.60	4.35	25	1.7	50
ES937-22000	22	558.8	2	22.531	572.3	10.60	4.81	20	1.4	50
ES937-24000	24	609.6	2	24.531	623.1	11.15	5.06	20	1.4	50
ES937-30000	30	762.0	2	30.594	777.1	14.00	6.35	20	1.4	50



Corrugated Material Handling Hose

1/8" Natural Rubber Tube

Series EWC334

Custom Made Hose

Series EWC334 is a flexible, lightweight, low pressure material transfer hose for dry cement, powders and similar abrasive materials. The 1/8" natural rubber tube provides excellent abrasion resistance, durability and rebound, and the dual wire helix provides full suction capability, kink resistance and a path to conduct a static charge to ground. The corrugated SBR cover provides flexibility and is resistant to abrasion, cuts, scuffs and weathering.

NOTE: Other customized versions of this product are available. Contact Parker.

Tube:	1/8" Black natural rubber
Reinforcement:	Multiple textile plies with dual wire helix
Cover:	Black SBR; corrugated wrapped finish
Temp. Range:	-40°F to +150°F (-40°C to +66°C)
Brand Method:	Not branded
Design Factor:	4:1
Industry Standards:	None applicable
Applications:	<ul style="list-style-type: none"> • Abrasive materials, debris, water • Construction, general industrial
Vacuum:	Full
Packaging:	Lengths or coils in bales, crates or slat packs
Couplings:	Contact Parker

Part Number	ID (in)	ID (mm)	Reinf Plies	OD (in)	OD (mm)	Approx Wt (lbs/ft)	Approx Wt (kg/ft)	Min Bend Rad (in)	Min Bend Rad (mm)	Max Rec WP (psi)	Max Rec WP (bar)	Max Lg (ft)
EWC334-6000	6	152.4	4	6.875	174.6	5.60	2.54	29.0	736.6	135	9.3	100
EWC334-6625	6-5/8	168.3	4	7.500	190.5	6.40	2.90	32.0	812.8	125	8.6	100
EWC334-8000	8	203.2	4	8.875	225.4	8.00	3.63	38.0	965.2	100	6.9	100
EWC334-8625	8-5/8	219.1	4	9.563	242.9	8.80	3.99	42.0	1066.8	95	6.6	100
EWC334-10000	10	254.0	4	11.000	279.4	11.60	5.26	48.0	1219.2	85	5.9	50
EWC334-10750	10-3/4	273.1	4	11.750	298.5	12.40	5.62	52.0	1320.8	75	5.2	50
EWC334-12000	12	304.8	4	13.125	333.4	16.50	7.48	58.0	1473.2	65	4.5	50
EWC334-12750	12-3/4	323.9	4	13.872	352.4	17.50	7.94	62.0	1574.8	65	4.5	50



SUPER-FLEX®

Corrugated Material Handling Hose

Suction / Vacuum

3/16" Natural Rubber / SBR Blend Tube

Series 7363

Series 7363 is a flexible suction and discharge hose for dry or wet abrasive materials in applications such as loading/unloading barges, hoppers and railcars, and debris evacuation. The static dissipating 3/16" natural rubber/SBR blend tube provides abrasion resistance, and the wire helix provides full suction capability and kink resistance. The corrugated natural rubber blend cover provides flexibility and is resistant to abrasion and weathering. Series 7363 is available in 200-foot continuous lengths.

Tube: Black natural rubber/SBR blend; static dissipating
Reinforcement: Multiple textile plies with wire helix
Cover: Black natural rubber/SBR blend; corrugated wrapped finish
Temp. Range: -40°F to +160°F (-40°C to +71°C)
Brand Method: White text on black stripe
Brand Example: PARKER SERIES 7363 SUPER-FLEX® ABRASIVE SUCTION AND DISCHARGE 100 PSI MAX WP MADE IN USA (LOT#)

Design Factor: 3:1

Industry Standards: None applicable

Applications:

- Abrasive materials, debris, water
- Loading/unloading barges, hoppers and railcars
- Construction, general industrial, mining, sewer cleaning

Vacuum: Full

Compare to: Boston Sabertooth; Diversiflex; Gates 688SB; Veyance Plicord HD Vacuum

Packaging: Coils

Part Number	ID (in)	ID (mm)	Reinf Plies	OD (in)	OD (mm)	Approx Wt (lbs/ft)	Approx Wt (kg/ft)	Min Bend Rad (in)	Min Bend Rad (mm)	Max Rec WP (psi)	Max Rec WP (bar)	Std Pack Qty (ft)	Stock Status **
7363-2000	2	50.8	3	2.740	69.6	1.53	0.69	6.0	152.4	100	6.9	100	N
7363-3000	3	76.2	3	3.800	96.6	2.35	1.07	9.0	228.6	100	6.9	100	Y
7363-4000	4	101.6	3	4.845	123.1	3.26	1.48	12.0	304.8	100	6.9	100	Y
7363-5000	5	127.0	3	5.929	150.6	4.64	2.10	15.0	381.0	100	6.9	100	N
7363-6000	6	152.4	3	6.937	176.2	5.60	2.54	18.0	457.2	100	6.9	100	N

** **Stock:** "Y" indicates stocked item; "N" indicates non-stocked item. Stock status subject to change. Contact Parker Customer Service.

⚠ WARNING! Couplings attached with bands or clamps may reduce the working pressure of the hose assembly to less than the maximum rated working pressure of the hose. [Refer to the NAHAD Industrial Hose Assembly Guidelines.](#)



DAY-LITE®

Corrugated Material Handling Hose

Suction / Vacuum

Natural Rubber / SBR Blend Tube

Series 8341

Series 8341 is a flexible suction/vacuum and discharge hose for dry or wet abrasive materials such as debris evacuation by mobile vacuum trucks in sewer cleaning and similar applications. The static dissipating natural rubber/SBR blend tube provides abrasion resistance, and the wire helix provides full suction capability and kink resistance. The corrugated natural rubber/SBR cover provides flexibility and is resistant to abrasion and weathering. Series 8341 is available in 200-foot continuous lengths.

Tube:	Black natural rubber/SBR blend
Reinforcement:	Multiple textile plies with wire helix
Cover:	Black natural rubber/SBR; corrugated wrapped finish
Temp. Range:	-40°F to +180°F (-40°C to +83°C)
Brand Method:	Black text on green stripe
Brand Example:	PARKER SERIES 8341 DAY-LITE® SUCTION AND DISCHARGE HOSE MADE IN USA (DATE CODE)
Design Factor:	3:1
Industry Standards:	None applicable
Applications:	<ul style="list-style-type: none"> • Abrasive materials, debris, water • Construction, general industrial, sewer cleaning
Vacuum:	Full
Compare to:	Veyance Plicord Vacuum
Packaging:	Coils

Part Number	ID (in)	ID (mm)	Reinf Plies	OD (in)	OD (mm)	Approx Wt (lbs/ft)	Approx Wt (kg/ft)	Min Bend Rad (in)	Min Bend Rad (mm)	Max Rec WP (psi)	Max Rec WP (bar)	Std Pack Qty (ft)	Stock Status **
8341-1500	1-1/2	38.1	2	1.969	50.0	0.77	0.35	4.5	114.3	75	5.2	100	N
8341-2000	2	50.8	2	2.480	63.0	1.00	0.45	6.0	152.4	75	5.2	100	N
8341-3000	3	76.2	2	3.543	90.0	1.62	0.73	9.0	228.6	75	5.2	100	N
8341-4000	4	101.6	2	4.615	117.2	2.47	1.12	12.0	304.8	75	5.2	100	N
8341-6000	6	152.4	2	6.693	170.0	4.41	2.00	18.0	457.2	75	5.2	100	Y
8341-8000	8	203.2	3	8.724	221.0	5.91	2.68	24.0	609.6	75	5.2	100	N

** **Stock:** "Y" indicates stocked item; "N" indicates non-stocked item. Stock status subject to change. Contact Parker Customer Service.

⚠ WARNING! Couplings attached with bands or clamps may reduce the working pressure of the hose assembly to less than the maximum rated working pressure of the hose. [Refer to the NAHAD Industrial Hose Assembly Guidelines.](#)



Material Handling Hose Suction / Vacuum 1/4" Natural Rubber Tube Series SW336

Series SW336 is a durable material suction and discharge hose for highly abrasive materials. The 1/4" natural rubber tube provides abrasion resistance, and the dual wire helix provides full suction capability and kink resistance.

NOTE: For larger diameter hose, [refer to Series EW336](#). For corrugated construction, contact Parker.

Tube:	1/4" Tan natural rubber
Reinforcement:	Multiple textile plies with dual wire helix
Cover:	Black SBR; wrapped finish
Temp. Range:	-40°F to +150°F (-40°C to +66°C)
Brand Method:	Black text on blue stripe
Brand Example:	PARKER SERIES SW336 MATERIAL HANDLING HOSE XXX PSI WP 1/4" TUBE MADE IN USA
Design Factor:	4:1
Industry Standards:	None applicable
Applications:	<ul style="list-style-type: none"> Abrasive materials, debris Construction, general industrial, mining
Vacuum:	Full
Compare to:	Boston Sabertooth; Diversiflex; Gates 688SB; Veyance Plicord HD Vacuum
Packaging:	Coils

Part Number	ID (in)	ID (mm)	Reinf Plies	OD (in)	OD (mm)	Approx Wt (lbs/ft)	Approx Wt (kg/ft)	Min Bend Rad (in)	Min Bend Rad (mm)	Max Rec WP (psi)	Max Rec WP (bar)	Std Pack Qty (ft)	Stock Status **
SW336-3000	3	76.2	2	3.938	100.0	2.69	1.22	12.0	304.8	125	8.6	100	N
SW336-4000	4	101.6	2	5.000	127.0	4.00	1.81	18.0	457.2	125	8.6	100	Y
SW336-5000	5	127.0	2	6.000	152.4	5.35	2.43	25.0	635.0	110	7.6	100	Y
SW336-6000	6	152.4	2	7.063	179.4	7.09	3.22	30.0	762.0	110	7.6	100	N

** **Stock:** "Y" indicates stocked item; "N" indicates non-stocked item. Stock status subject to change. Contact Parker Customer Service.

⚠ WARNING! Couplings attached with bands or clamps may reduce the working pressure of the hose assembly to less than the maximum rated working pressure of the hose. [Refer to the NAHAD Industrial Hose Assembly Guidelines.](#)



Corrugated Rock Dust Hose

MSHA

Natural Rubber / SBR Blend Tube

Series 7393

Series 7393 is a flexible, lightweight suction and discharge hose for rock dust collection and suppression systems in underground mines. The static dissipating natural rubber/SBR blend tube provides abrasion resistance, and the wire helix provides full suction capability and kink resistance. The corrugated, flame resistant blended rubber cover meets MSHA requirements, provides flexibility and is resistant to abrasion and weathering. Series 7393 is available in 200-foot continuous lengths.

Tube:	Black natural rubber/SBR blend; static dissipating
Reinforcement:	Multiple textile plies with wire helix
Cover:	Black natural rubber/SBR blend; corrugated wrapped finish
Temp. Range:	-30°F to +160°F (-34°C to +71°C)
Brand Method:	Embossed
Brand Example:	PARKER SERIES 7393 ROCK DUST HOSE FLAME RESISTANT MSHA NO. IC-123/22 MADE IN USA (DATE CODE)
Design Factor:	4:1
Industry Standards:	MSHA
Applications:	<ul style="list-style-type: none"> • Abrasive materials, rock dust, water • Dust suppression and collection systems • Construction, general industrial, mining
Vacuum:	Full
Compare to:	Veyance Flextra Rock Dust
Packaging:	Coils

Part Number *	ID (in)	ID (mm)	Reinf Plies	OD (in)	OD (mm)	Approx Wt (lbs/ft)	Approx Wt (kg/ft)	Min Bend Rad (in)	Min Bend Rad (mm)	Max Rec WP (psi)	Max Rec WP (bar)	Std Pack Qty (ft)	Stock Status **
7393-1252	1-1/4	31.8	2	1.602	40.7	0.46	0.21	2.5	63.5	90	6.2	100	Y
7393-1252050C	1-1/4	31.8	2	1.602	40.7	0.46	0.21	2.5	63.5	90	6.2	50	N
7393-1502	1-1/2	38.1	2	1.890	48.0	0.63	0.29	3.0	76.2	90	6.2	100	N
7393-1502050C	1-1/2	38.1	2	1.890	48.0	0.63	0.29	3.0	76.2	90	6.2	50	Y
7393-2002	2	50.8	2	2.401	61.0	0.83	0.38	4.0	101.6	75	5.2	100	Y
7393-2002050C	2	50.8	2	2.401	61.0	0.83	0.38	4.0	101.6	75	5.2	50	Y
7393-2502	2-1/2	63.5	2	2.862	72.7	0.93	0.42	6.0	152.4	60	4.1	100	N
7393-2502050C	2-1/2	63.5	2	2.862	72.7	0.93	0.42	6.0	152.4	60	4.1	50	N
7393-3002	3	76.2	2	3.409	86.6	1.27	0.58	8.0	203.2	50	3.4	100	N
7393-3002050C	3	76.2	2	3.409	86.6	1.27	0.58	8.0	203.2	50	3.4	50	N

* Part numbers ending in 050C indicate 50-ft lengths with soft cuffs each end.

** **Stock:** "Y" indicates stocked item; "N" indicates non-stocked item. Stock status subject to change. Contact Parker Customer Service.

*** **Couplings:** Refer to CrimpSource at www.safehose.com for coupling recommendations and crimp specifications.

⚠ WARNING! Couplings attached with bands or clamps may reduce the working pressure of the hose assembly to less than the maximum rated working pressure of the hose. [Refer to the NAHAD Industrial Hose Assembly Guidelines.](#)



Corrugated Industrial Vacuum Hose

1/8" Natural Rubber Tube

Series EWC888

Custom Made Hose

Series EWC888 is a flexible, light duty suction/vacuum hose for general industrial applications. The 1/8" natural rubber tube provides abrasion resistance, and the dual wire helix provides full suction capability, kink resistance and a path to conduct a static charge to ground. The corrugated SBR cover provides flexibility and is resistant to abrasion, cuts, scuffs and weathering.

NOTE: Other customized versions of this product are available. Contact Parker.

Tube:	1/8" Black natural rubber
Reinforcement:	Multiple plies of tire cord with dual wire helix
Cover:	Black SBR; corrugated wrapped finish
Temp. Range:	-40°F to +150°F (-40°C to +66°C)
Brand Method:	Not branded
Design Factor:	4:1
Industry Standards:	None applicable
Applications:	<ul style="list-style-type: none"> • Abrasive materials, debris, water • Construction, general industrial
Vacuum:	Full
Packaging:	Lengths or coils in bales, crates or slat packs
Couplings:	Contact Parker

Part Number	ID (in)	ID (mm)	Reinf Plies	OD (in)	OD (mm)	Approx Wt (lbs/ft)	Approx Wt (kg/ft)	Min Bend Rad (in)	Min Bend Rad (mm)	Max Rec WP (psi)	Max Rec WP (bar)	Max Lg (ft)
EWC888-5000	5	127.0	2	5.813	147.7	3.80	1.72	20.0	508.0	75	5.2	100
EWC888-6000	6	152.4	2	6.875	174.6	4.80	2.18	24.0	609.6	75	5.2	100
EWC888-8000	8	203.2	2	8.938	227.0	7.00	3.18	36.0	914.4	75	5.2	100
EWC888-10000	10	254.0	2	11.000	179.4	10.30	4.67	48.0	1219.2	50	3.4	50
EWC888-12000	12	304.8	2	13.125	333.4	13.20	6.00	60.0	1524.0	40	2.8	50



Corrugated Vacuum Truck Hose

1/4" SBR Tube

Series EWC789

Custom Made Hose

Series EWC789 is a flexible suction/vacuum hose for debris evacuation by mobile vacuum trucks in sewer cleaning applications. The high pressure jetting hose loosens the debris, which is then evacuated by the vacuum hose. The 1/4" SBR tube provides abrasion resistance, and the dual wire helix provides full suction capability, kink resistance and a path to conduct a static charge to ground. The corrugated SBR cover provides flexibility and is resistant to abrasion, cuts, scuffs and weathering.

NOTE: Other customized versions of this product are available. Contact Parker.

Tube:	1/4" Black SBR
Reinforcement:	Multiple textile plies with dual wire helix
Cover:	Black SBR; corrugated wrapped finish
Temp. Range:	-40°F to +180°F (-40°C to +82°C)
Brand Method:	Not branded
Design Factor:	4:1
Industry Standards:	None applicable
Applications:	<ul style="list-style-type: none"> • Abrasive materials, debris, water • Construction, general industrial, sewer cleaning
Vacuum:	Full
Compare to:	Veyance Plicord Vacuum
Packaging:	Lengths or coils in bales, crates or slat packs
Couplings:	Soft cuff ends; contact Parker

Part Number	ID (in)	ID (mm)	Reinf Plies	OD (in)	OD (mm)	Approx Wt (lbs/ft)	Approx Wt (kg/ft)	Min Bend Rad (in)	Min Bend Rad (mm)	Max Rec WP (psi)	Max Rec WP (bar)	Max Lg (ft)
EWC789-4000	4	101.6	4	5.203	132.2	5.00	2.27	18.0	457.2	150	10.3	100
EWC789-6000	6	152.4	4	7.203	183.0	7.20	3.27	28.0	711.2	150	10.3	100
EWC789-8000	8	203.2	6	9.313	236.5	9.50	4.31	36.0	914.4	100	6.9	100
EWC789-10000	10	254.0	6	11.406	289.7	11.50	5.22	42.0	1066.8	100	6.9	50



Exacta Pipe Material Handling Hose Suction / Vacuum

1/4" Natural Rubber Tube

Series EW336

Custom Made Hose

Series EW336 is a general purpose suction and discharge hose for highly abrasive materials. The 1/4" natural rubber tube provides excellent abrasion resistance, durability and rebound, and the wire helix provides full suction capability, kink resistance and a path to conduct a static charge to ground. The SBR cover is resistant to abrasion, cuts, scuffs and weathering.

NOTES:

- For higher working pressure hose, refer to Series SW336; for 3/8" tube, refer to Series EW337; for 1/2" tube, refer to Series EW340.
- Other customized versions of this product are available. Contact Parker.

Tube:	1/4" Natural rubber
Reinforcement:	Multiple plies of tire cord with wire helix
Cover:	Black SBR; wrapped finish
Temp. Range:	-40°F to +150°F (-40°C to +66°C)
Brand Method:	Black text on blue stripe
Brand Example:	PARKER SERIES EW336 EXACTA PIPE MATERIAL SUCTION HOSE
Design Factor:	4:1
Industry Standards:	None applicable
Applications:	<ul style="list-style-type: none"> • Abrasive materials, debris, water • Construction, general industrial
Vacuum:	Full
Packaging:	Lengths or coils in bales, crates or slat packs
Couplings:	Contact Parker

Part Number	ID (in)	ID (mm)	Reinf Plies	OD (in)	OD (mm)	Approx Wt (lbs/ft)	Approx Wt (kg/ft)	Min Bend Rad (in)	Min Bend Rad (mm)	Max Rec WP (psi)	Max Rec WP (bar)	Max Lg (ft)
EW336-4000	4	101.6	4	5.125	130.2	4.50	2.04	24.0	609.6	100	6.9	100
EW336-5000	5	127.0	4	6.125	155.6	5.80	2.63	30.0	762.0	100	6.9	100
EW336-6000	6	152.4	4	7.125	181.0	7.10	3.22	36.0	914.4	100	6.9	100
EW336-6625	6-5/8	168.3	4	7.750	196.9	7.80	3.54	40.0	1016.0	100	6.9	100
EW336-8000	8	203.2	4	9.250	235.0	11.75	5.33	48.0	1219.2	100	6.9	50
EW336-8625	8-5/8	219.1	4	9.875	250.8	12.50	5.67	52.0	1320.8	100	6.9	50
EW336-10000	10	254.0	4	11.375	288.9	15.00	6.80	60.0	1524.0	100	6.9	50
EW336-10750	10-3/4	273.1	4	12.250	311.2	20.20	9.16	65.0	1651.0	100	6.9	50
EW336-12000	12	304.8	4	13.500	342.9	22.50	10.20	72.0	1828.8	100	6.9	50
EW336-12750	12-3/4	323.9	4	14.250	362.0	23.80	10.80	77.0	1955.8	100	6.9	50
EW336-14000	14	355.6	6	15.500	393.7	27.50	12.47	84.0	2133.6	100	6.9	50



Corrugated Material Handling Hose Suction/Vacuum

5/16" Natural Rubber Tube

Series EWC777

Custom Made Hose

Series EWC777 is a flexible, versatile suction/vacuum hose for highly abrasive slurries. The hose can be cut-to-length, coupled, and installed in minutes at the job site with the Parker Split-Lok aluminum flange coupling system. The 5/16" natural rubber tube provides abrasion resistance, and the wire helix provides full suction capability, kink resistance and a path to conduct a static charge to ground. The corrugated SBR cover provides flexibility and is resistant to abrasion, cuts, scuffs and weathering.

NOTE: Other customized versions of this product are available. Contact Parker.

Tube:	5/16" Black natural rubber
Reinforcement:	Multiple plies of tire cord with wire helix
Cover:	Black SBR; corrugated wrapped finish
Temp. Range:	-40°F to +150°F (-40°C to +66°C)
Brand Method:	Not branded
Design Factor:	4:1
Industry Standards:	None applicable
Applications:	<ul style="list-style-type: none"> • Abrasive materials, debris, slurries, water • Construction, general industrial
Vacuum:	Full
Packaging:	Lengths or coils in bales, crates or slat packs
Couplings:	Parker Split-Lok aluminum flange couplings through 14" ID; built-in couplings for larger sizes

Part Number	ID (in)	ID (mm)	Reinf Plies	OD (in)	OD (mm)	Approx Wt (lbs/ft)	Approx Wt (kg/ft)	Min Bend Rad (in)	Min Bend Rad (mm)	Max Rec WP (psi)	Max Rec WP (bar)	Max Lg (ft)
EWC777-4000	4	101.6	4	5.500	139.7	5.00	2.27	19.0	482.6	150	10.3	100
EWC777-5000	5	127.0	4	6.500	165.1	7.00	3.18	24.0	609.6	150	10.3	100
EWC777-6000	6	152.4	4	7.500	190.5	9.00	4.08	29.0	736.6	150	10.3	100
EWC777-8000	8	203.2	4	9.500	241.3	12.10	5.49	38.0	965.2	150	10.3	100
EWC777-10000	10	254.0	6	11.500	292.1	16.00	7.26	48.0	1219.2	150	10.3	50
EWC777-12000	12	304.8	6	13.750	349.3	23.00	10.43	58.0	1473.2	150	10.3	50
EWC777-14000	14	355.6	6	15.750	400.1	27.00	12.25	68.0	1727.2	100	6.9	50
EWC777-16000	16	406.4	6	17.750	450.9	31.10	14.11	78.0	1981.2	100	6.9	50
EWC777-18000	18	457.2	6	20.000	508.0	42.00	19.05	88.0	2235.2	100	6.9	50
EWC777-20000	20	508.0	6	22.000	558.8	48.00	21.77	100.0	2540.0	75	5.2	50
EWC777-22000	22	558.8	6	24.313	617.5	65.00	29.48	120.0	3048.0	75	5.2	50
EWC777-24000	24	609.6	6	26.313	668.3	69.00	31.30	130.0	3302.0	75	5.2	50



Material Handling Hose

1/4" Natural Rubber Tube

Series SS236

Series SS236 is a durable, rugged, slurry discharge hose for highly abrasive dry and wet materials. The 1/4" natural rubber tube provides abrasion resistance and the SBR cover is resistant to abrasion, cuts, scuffs and weathering.

Tube:	1/4" Tan natural rubber
Reinforcement:	Multiple textile plies
Cover:	Black SBR; wrapped finish
Temp. Range:	-40°F to +150°F (-40°C to +66°C)
Brand Method:	Black text on blue stripe
Brand Example:	PARKER SERIES SS236 MATERIAL HANDLING HOSE 1/4" TUBE XXX PSI WP MADE IN USA
Design Factor:	4:1
Industry Standards:	None applicable
Applications:	<ul style="list-style-type: none"> • Abrasive materials, debris, slurries, water • Construction, general industrial, mining
Vacuum:	Not recommended
Packaging:	Coils

Part Number	ID (in)	ID (mm)	Reinf Plies	OD (in)	OD (mm)	Approx Wt (lbs/ft)	Approx Wt (kg/ft)	Max Rec WP (psi)	Max Rec WP (bar)	Std Pack Qty (ft)	Stock Status **
SS236-1500	1-1/2	38.1	2	2.313	58.7	1.21	0.55	150	10.3	100	N
SS236-2000	2	50.8	2	2.813	71.4	1.56	0.71	150	10.3	100	N
SS236-2500	2-1/2	63.5	2	3.313	84.1	1.90	0.86	150	10.3	100	N
SS236-3000	3	76.2	2	3.813	96.8	2.20	1.00	150	10.3	100	N
SS236-4000	4	101.6	2	4.813	122.2	2.85	1.29	100	6.9	100	N
SS236-4500	4-1/2	114.3	2	5.313	134.9	3.23	1.47	100	6.9	100	N
SS236-5000	5	127.0	2	5.813	147.6	3.54	1.61	100	6.9	100	N
SS236-6000	6	152.4	2	6.813	173.0	4.15	1.88	85	5.9	100	N

** Stock: "Y" indicates stocked item; "N" indicates non-stocked item. Stock status subject to change. Contact Parker Customer Service.

⚠ WARNING! Couplings attached with bands or clamps may reduce the working pressure of the hose assembly to less than the maximum rated working pressure of the hose. [Refer to the NAHAD Industrial Hose Assembly Guidelines.](#)



Sand Blast Hose

Natural Rubber Tube

Series 7244

Series 7244 is designed to blast sand and other abrasive materials to clean, condition or strip cement, steel, stone and other materials in a variety of applications. The thick, static dissipating natural rubber tube provides abrasion resistance and a heavy wall provides kink resistance. The blended rubber cover is resistant to abrasion and weathering.

Tube:	Black natural rubber; static dissipating
Reinforcement:	Multiple textile plies
Cover:	Black synthetic rubber blend
Temp. Range:	-20°F to +160°F (-29°C to +71°C)
Brand Method:	Embossed
Brand Example:	PARKER SERIES 7244 SAND BLAST HOSE 150 PSI WP
Design Factor:	3:1
Industry Standards:	None applicable
Applications:	<ul style="list-style-type: none"> • Abrasive materials, sand • Clean, condition or strip cement, steel, stone and other materials • Construction, general industrial, shipyards
Vacuum:	Not recommended
Compare to:	Kuriyama Sand Blast; Veyance Plicord Blast; XF Blast
Packaging:	Coils

Part Number	ID (in)	ID (mm)	Reinf Plies	OD (in)	OD (mm)	Approx Wt (lbs/ft)	Approx Wt (kg/ft)	Max Rec WP (psi)	Max Rec WP (bar)	Std Pack Qty (ft)	Stock Status **
7244-500	1/2	12.7	2	1.055	26.8	0.33	0.15	150	10.3	50	Y
7244-750	3/4	19.1	4	1.500	38.1	0.65	0.29	150	10.3	50	Y
7244-1000	1	25.4	4	1.860	47.3	1.00	0.45	150	10.3	50	Y
7244-1250	1-1/4	31.8	4	2.170	53.8	1.25	0.57	150	10.3	50	Y
7244-1500	1-1/2	38.1	4	2.360	60.0	1.30	0.59	150	10.3	50	Y
7244-2000	2	50.8	4	2.870	72.8	1.75	0.79	150	10.3	50	Y

** **Stock:** "Y" indicates stocked item; "N" indicates non-stocked item. Stock status subject to change. Contact Parker Customer Service.



Deadman Twin Sensing Hose

Series 7138 (Yellow / Gray)

Series 7138 is a flexible air conduit that connects the remote hand control to the dispenser control valves in abrasive material blasting systems. When the hand trigger is disengaged, the delivery system immediately shuts down, minimizing uncontrolled high velocity discharge and spillage. Series 7138 hose lines are bonded to prevent separation and maximize flexibility, and the gray/yellow color coding provides quick and easy identification. The hose features an EPDM tube that is resistant to compressor oil mist and an EPDM cover that is resistant to abrasion, heat and weathering.

Tube:	Black EPDM
Reinforcement:	Multiple textile plies
Cover:	Yellow/gray EPDM; smooth finish
Temp. Range:	-30°F to +200°F (-34°C to +93°C)
Brand Method:	Black ink on yellow hose
Brand Example:	PARKER SERIES 7138 DEADMAN TWIN HOSE (ID) 200 PSI MAX WP MADE IN USA (DATE CODE)
Design Factor:	4:1
Industry Standards:	None applicable
Applications:	<ul style="list-style-type: none"> • Air • Clean, condition or strip cement, steel, stone and other materials as a component of abrasive material blasting systems • Construction, general industrial, shipyards
Vacuum:	Not recommended
Packaging:	Reels

Part Number	ID (in)	ID (mm)	Reinf Plies	OD (in)	OD (mm)	Approx Wt (lbs/ft)	Approx Wt (kg/ft)	Min Bend Rad (in)	Min Bend Rad (mm)	Max Rec WP (psi)	Max Rec WP (bar)	Perm Cplg Rec *	Std Pack Qty (ft)	Stock Status **
7138-191	3/16	4.8	2	0.438	11.1	0.13	0.06	2.0	50.8	200	13.8	*	750	Y

* **Couplings:** Refer to CrimpSource at www.safehose.com for coupling recommendations and crimp specifications.

** **Stock:** "Y" indicates stocked item; "N" indicates non-stocked item. Stock status subject to change. Contact Parker Customer Service.

⚠ WARNING! Couplings attached with bands or clamps may reduce the working pressure of the hose assembly to less than the maximum rated working pressure of the hose. Refer to the [NAHAD Industrial Hose Assembly Guidelines](#).



Sand Recovery Hose Suction / Vacuum 3/16" Natural Rubber Tube Series SW409

Series SW409 is a heavy duty suction and discharge hose for transfer and recovery of sand and severely abrasive materials. The static dissipating 3/16" natural rubber tube provides abrasion resistance, and the dual wire helix provides full suction capability and kink resistance. The SBR cover is resistant to abrasion, cuts, scuffs and weathering.

Tube:	3/16" Black natural rubber; static dissipating
Reinforcement:	Multiple textile plies with dual wire helix
Cover:	Black SBR; wrapped finish
Temp. Range:	-40°F to +150°F (-40°C to +66°C)
Brand Method:	Black text on red stripe
Brand Example:	PARKER SERIES SW409 SAND RECOVERY HOSE XXX PSI WP MADE IN USA
Design Factor:	4:1
Industry Standards:	None applicable
Applications:	<ul style="list-style-type: none"> • Abrasive materials, debris, sand • Construction, general industrial, mining, sand clean-up/recovery
Vacuum:	Full
Packaging:	Coils

Part Number	ID (in)	ID (mm)	Reinf Plies	OD (in)	OD (mm)	Approx Wt (lbs/ft)	Approx Wt (kg/ft)	Min Bend Rad (in)	Min Bend Rad (mm)	Max Rec WP (psi)	Max Rec WP (bar)	Std Pack Qty (ft)	Stock Status **
SW409-2000	2	50.8	2	2.750	69.9	1.41	0.64	6.0	152.4	200	13.8	100	N
SW409-3000	3	76.2	2	3.750	95.3	2.42	1.10	12.0	304.8	175	12.1	100	N
SW409-4000	4	101.6	2	4.750	120.7	3.16	1.43	16.0	406.4	150	10.3	100	Y
SW409-5000	5	127.0	2	5.813	147.6	4.25	1.93	20.0	508.0	100	6.9	100	N
SW409-6000	6	152.4	2	6.813	173.0	5.30	2.40	24.0	609.6	100	6.9	100	Y

** **Stock:** "Y" indicates stocked item; "N" indicates non-stocked item. Stock status subject to change. Contact Parker Customer Service.

⚠ WARNING! Couplings attached with bands or clamps may reduce the working pressure of the hose assembly to less than the maximum rated working pressure of the hose. [Refer to the NAHAD Industrial Hose Assembly Guidelines.](#)



DRAGON BREATH® Hot Air Blower Hose

Series SW360

Series SW360 is a heavy duty, high pressure hot air blower hose designed for bulk loading/unloading of dry materials in plants or transport vehicles. The hose transfers hot air from a compressor to the storage bin/cargo bay to propel bulk product. The hose construction incorporates a tube that features a temperature rating to 350°F (177°C) and resists drying out. The dual wire helix provides full suction capability, kink resistance, flexibility for ease of handling and a path to conduct a static electrical charge to ground. The cover resists abrasion, heat and ozone.

NOTE: For larger diameter hose, [refer to Series EW360](#).

Tube:	Black EPDM
Reinforcement:	Multiple textile plies with dual wire helix
Cover:	Black EPDM; wrapped finish
Temp. Range:	-40°F to +350°F (-40°C to +177°C)
Brand Method:	Black text on yellow stripe
Brand Example:	PARKER SERIES SW360 DRAGON BREATH® HOT AIR BLOWER HOSE XXX PSI WP (CAUTION) MADE IN USA
Design Factor:	4:1
Applications:	<ul style="list-style-type: none"> • Hot air blower systems • In-plant transfer; delivery, loading/unloading • General industrial, transportation
Compare to:	Eaton Boston Wildcat Hot Air; Gates Hot Air Blower; Veyance Plicord Torrid Air
Vacuum:	Full
Packaging:	Coils

Part Number	ID (in)	ID (mm)	Reinf Plies	OD (in)	OD (mm)	Approx Wt (lbs/ft)	Approx Wt (kg/ft)	Min Bend Rad (in)	Min Bend Rad (mm)	Max Rec WP (psi)	Max Rec WP (bar)	Std Pack Qty (ft)	Stock Status **
SW360-2000	2	50.8	2	2.500	63.5	1.08	0.49	6.0	152.4	200	13.8	100	Y
SW360-3000	3	76.2	2	3.563	90.5	1.78	0.81	12.0	304.8	200	13.8	100	Y
SW360-4000	4	101.6	2	4.563	115.9	2.46	1.12	16.0	406.4	125	8.6	100	Y
SW360-6000	6	152.4	2	6.813	173.0	5.00	2.27	24.0	609.6	100	6.9	100	Y

* **Couplings:** Refer to CrimpSource at www.safehose.com for coupling recommendations and crimp specifications.

** **Stock:** "Y" indicates stocked item; "N" indicates non-stocked item. Stock status subject to change. Contact Parker Customer Service.

WARNINGS!

- ▶ Couplings attached with bands or clamps may reduce the working pressure of the hose assembly to less than the maximum rated working pressure of the hose. [Refer to the NAHAD Industrial Hose Assembly Guidelines](#).
- ▶ Do not use with cam and groove couplings, which are designed for use with liquids.



SPARTAN™

Hot Air Blower Hose

Series SW560

Series SW560 is a lightweight, medium pressure hot air blower hose designed for bulk loading/unloading of dry materials in plants or transport vehicles. The hose transfers hot air from a compressor to the storage bin/cargo bay to propel bulk product. The hose construction incorporates a tube that features a temperature rating to 350°F (177°C) and resists drying out. The dual wire helix provides full suction capability, kink resistance, flexibility for ease of handling and a path to conduct a static electrical charge to ground. The cover resists abrasion, heat and ozone.

NOTES:

- For higher pressure hose, [refer to Series SW360](#).
- For larger diameter hose, [refer to Series EW360](#).

Tube:	Black EPDM
Reinforcement:	Multiple textile plies with dual wire helix
Cover:	Black EPDM; wrapped finish
Temp. Range:	-40°F to +350°F (-40°C to +177°C)
Brand Method:	Black text on yellow stripe
Brand Example:	PARKER SERIES SW560 SPARTAN™ HOT AIR BLOWER HOSE
Design Factor:	4:1
Applications:	<ul style="list-style-type: none"> • Hot air blower systems • In-plant transfer; delivery, loading/unloading • General industrial, transportation
Vacuum:	Full
Packaging:	Coils

Part Number	ID (in)	ID (mm)	Reinf Plies	OD (in)	OD (mm)	Approx Wt (lbs/ft)	Approx Wt (kg/ft)	Min Bend Rad (in)	Min Bend Rad (mm)	Max Rec WP (psi)	Max Rec WP (bar)	Std Pack Qty (ft)	Stock Status **
SW560-2000	2	50.8	2	2.450	62.2	0.89	0.40	6.0	152.4	125	8.6	100	N
SW560-3000	3	76.2	2	3.480	88.4	1.48	0.67	12.0	304.8	125	8.6	100	Y
SW560-4000	4	101.6	2	4.480	113.8	1.99	0.90	16.0	406.4	100	6.9	100	Y

* **Couplings:** Refer to CrimpSource at www.safehose.com for coupling recommendations and crimp specifications.

** **Stock:** "Y" indicates stocked item; "N" indicates non-stocked item. Stock status subject to change. Contact Parker Customer Service.

WARNINGS!

- ▶ Couplings attached with bands or clamps may reduce the working pressure of the hose assembly to less than the maximum rated working pressure of the hose. [Refer to the NAHAD Industrial Hose Assembly Guidelines](#).
- ▶ Do not use with cam and groove couplings, which are designed for use with liquids.



Hot Air Blower Hose

Series EW360

Custom Made Hose

Series EW360 is a heavy duty, high pressure hot air blower hose for bulk loading/unloading of dry materials in plants or transport vehicles. The hose transfers hot air from a compressor to the storage bin/cargo bay to propel bulk product. The hose construction incorporates an EPDM tube that features a temperature rating to 300°F (149°C) and resists drying out. The wire helix provides full suction capability, kink resistance and a path to conduct a static electrical charge to ground. The EPDM cover resists abrasion, heat and ozone.

NOTES: • For smaller diameter hose, [refer to Series SW360](#) and [Series SW560](#).
• Other customized versions of this product are available. Contact Parker.

Tube:	Black EPDM
Reinforcement:	Multiple plies of tire cord with wire helix
Cover:	Black EPDM; wrapped finish
Temp. Range:	-40°F to +300°F (-40°C to +149°C)
Brand Method:	Black text on yellow stripe
Brand Example:	PARKER SERIES EW360 HOT AIR BLOWER HOSE
Design Factor:	4:1
Industry Standards:	None applicable
Applications:	<ul style="list-style-type: none"> • Hot air blower systems • In-plant transfer; delivery, loading/unloading • Bulk transport, general industrial
Vacuum:	Full
Packaging:	Lengths or coils in bales, crates or slat packs
Couplings:	Contact Parker

Part Number	ID (in)	ID (mm)	Reinf Plies	OD (in)	OD (mm)	Approx Wt (lbs/ft)	Approx Wt (kg/ft)	Min Bend Rad (in)	Min Bend Rad (mm)	Max Rec WP (psi)	Max Rec WP (bar)	Max Lg (ft)
EW360-6625	6-5/8	168.3	4	7.750	196.9	7.4	3.57	42.0	1066.8	100	7.0	100
EW360-8000	8	203.2	4	9.125	231.8	10.3	4.67	48.0	1219.2	100	7.0	50
EW360-8625	8-5/8	219.1	4	9.875	248.0	11.1	5.03	52.0	1320.8	100	7.0	50
EW360-10000	10	254.0	4	11.250	285.8	13.3	6.03	60.0	1524.0	100	7.0	50
EW360-10750	10-3/4	273.1	4	12.188	309.6	17.1	7.76	65.0	1651.0	75	5.2	50
EW360-12000	12	304.8	4	13.438	341.3	18.9	8.57	72.0	1828.8	75	5.2	50
EW360-12750	12-3/4	323.9	4	14.188	360.4	20.9	9.48	77.0	1955.8	50	3.4	50
EW360-14000	14	355.6	4	15.438	392.1	22.9	10.39	84.0	2133.6	50	3.4	50



Dredge Sleeve

3/8" Natural Rubber Tube

Series ES907

Custom Made Hose

Series ES907 is designed specifically for discharge service of abrasive materials such as debris, sand and slurries in dredging applications. The hose provides a flexible connection between lengths of pipe linked from the dredge site to the shore, compensating for the shifting and twisting of pontoons caused by water movement. The 3/8" natural rubber tube provides abrasion resistance, the heavy wall provides kink resistance and the SBR cover is resistant to abrasion, cuts, scuffs and weathering.

NOTE: Other customized versions of this product are available. Contact Parker.

Tube:	3/8" Black natural rubber
Reinforcement:	Multiple plies of tire cord
Cover:	Black SBR; wrapped finish
Temp. Range:	-40°F to +150°F (-40°C to +66°C)
Brand Method:	Black text on blue stripe
Brand Example:	PARKER SERIES ES907 DREDGE SLEEVE
Design Factor:	4:1
Industry Standards:	None applicable
Applications:	<ul style="list-style-type: none"> • Light abrasive materials, sand, small gravel • Dredging operations in coastal areas, gravel pits, lakes, rivers
Vacuum:	Not recommended
Packaging:	Lengths or coils in bales, crates or slat packs
Couplings:	Plain or enlarged ends only; contact Parker

Part Number	ID (in)	ID (mm)	Reinf Plies	OD (in)	OD (mm)	Approx Wt (lbs/ft)	Approx Wt (kg/ft)	Max Rec WP (psi)	Max Rec WP (bar)	Max Lg (ft)
ES907-4000	4	101.6	2	5.125	130.2	3.50	1.59	150	10.3	100
ES907-4500	4-1/2	114.3	2	5.625	142.9	3.90	1.77	150	10.3	100
ES907-5000	5	127.0	2	6.125	155.6	4.30	1.95	150	10.3	100
ES907-6000	6	152.4	4	7.313	185.7	6.10	2.77	150	10.3	100
ES907-6625	6-5/8	168.3	4	7.875	200.0	7.00	3.18	150	10.3	100
ES907-8000	8	203.2	4	9.313	236.5	8.30	3.76	150	10.3	50
ES907-8625	8-5/8	219.1	4	10.000	254.0	8.90	4.04	150	10.3	50
ES907-10000	10	254.0	6	11.625	295.3	12.00	5.44	150	10.3	50
ES907-10750	10-3/4	273.1	6	12.375	314.5	12.70	5.76	150	10.3	50
ES907-12000	12	304.8	6	13.625	346.1	14.40	6.53	150	10.3	50
ES907-12750	12-3/4	323.9	6	14.375	365.1	16.00	7.26	150	10.3	50
ES907-13250	13-1/4	336.6	6	14.875	377.8	17.00	7.71	150	10.3	50
ES907-14000	14	355.6	6	15.625	396.9	18.50	8.39	150	10.3	50
ES907-16000	16	406.4	8	17.875	454.0	23.00	10.43	150	10.3	50
ES907-18000	18	457.2	8	19.875	504.8	26.00	11.79	150	10.3	50



Heavy Duty Dredge Sleeve

1/2" Natural Rubber Tube

Series ES908

Custom Made Hose

Series ES908 is designed specifically for extreme discharge service of abrasive materials such as debris, sand and slurries in dredging applications. The hose provides a flexible connection between lengths of pipe linked from the dredge site to the shore, compensating for the shifting and twisting of pontoons caused by water movement. The 1/2" extra-thick natural rubber tube provides superior abrasion resistance, the heavy wall provides kink resistance and the SBR cover is resistant to abrasion, cuts, scuffs and weathering.

NOTE: Other customized versions of this product are available. Contact Parker.

Tube:	1/2" Black natural rubber
Reinforcement:	Multiple plies of tire cord
Cover:	Black SBR; wrapped finish
Temp. Range:	-40°F to +150°F (-40°C to +66°C)
Brand Method:	Black text on blue stripe
Brand Example:	PARKER SERIES ES908 DREDGE SLEEVE
Design Factor:	4:1
Industry Standards:	None applicable
Applications:	<ul style="list-style-type: none"> • Extreme abrasive materials, large gravel, sand, shells • Dredging operations in coastal areas, gravel pits, lakes, rivers
Vacuum:	Not recommended
Packaging:	Lengths or coils in bales, crates or slat packs
Couplings:	Plain or enlarged ends only; contact Parker

Part Number	ID (in)	ID (mm)	Reinf Plies	OD (in)	OD (mm)	Approx Wt (lbs/ft)	Approx Wt (kg/ft)	Max Rec WP (psi)	Max Rec WP (bar)	Max Lg (ft)
ES908-4000	4	101.6	2	5.375	136.5	4.40	2.00	150	10.3	100
ES908-4500	4-1/2	114.3	2	5.813	147.6	4.90	2.22	150	10.3	100
ES908-5000	5	127.0	2	6.668	169.9	5.40	2.45	150	10.3	100
ES908-6000	6	152.4	4	7.625	193.7	7.40	3.36	150	10.3	100
ES908-6625	6-5/8	168.3	4	8.125	206.4	8.00	3.63	150	10.3	100
ES908-8000	8	203.2	4	9.625	244.5	9.90	4.49	150	10.3	50
ES908-8625	8-5/8	219.1	4	10.188	258.8	11.00	4.99	150	10.3	50
ES908-10000	10	254.0	6	11.813	300.0	14.00	6.35	150	10.3	50
ES908-10750	10-3/4	273.1	6	12.625	320.7	15.10	6.85	150	10.3	50
ES908-12000	12	304.8	6	13.813	350.8	16.80	7.62	150	10.3	50
ES908-12750	12-3/4	323.9	6	14.625	371.5	18.00	8.16	150	10.3	50
ES908-13250	13-1/4	336.6	6	15.125	384.2	19.00	8.62	150	10.3	50
ES908-14000	14	355.6	6	15.813	401.6	20.00	9.07	150	10.3	50
ES908-16000	16	406.4	8	18.000	457.2	26.00	11.79	150	10.3	50
ES908-18000	18	457.2	8	20.000	508.0	28.00	12.70	150	10.3	50



Dredge Sand Suction Hose

3/8" Natural Rubber Tube

Series EW708

Custom Made Hose

Series EW708 is designed specifically for heavy duty suction and discharge service of abrasive materials such as debris, sand and slurries in dredging applications. The hose provides a flexible connection between moveable suction lines and pump inlets on dredge barges. The 3/8" natural rubber tube provides abrasion resistance, the heavy wall provides kink resistance and the SBR cover is resistant to abrasion, cuts, scuffs and weathering.

NOTE: Other customized versions of this product are available. Contact Parker.

Tube:	3/8" Black natural rubber
Reinforcement:	Multiple plies of tire cord with wire helix
Cover:	Black SBR; wrapped finish
Temp. Range:	-40°F to +150°F (-40°C to +66°C)
Brand Method:	Black text on blue stripe
Brand Example:	PARKER SERIES EW708 SAND SUCTION HOSE
Design Factor:	4:1
Industry Standards:	None applicable
Applications:	<ul style="list-style-type: none"> • Light abrasive materials, sand, small gravel • Dredging operations in coastal areas, gravel pits, lakes, rivers
Vacuum:	Full
Packaging:	Lengths or coils in bales, crates or slat packs
Couplings:	Contact Parker

Part Number	ID (in)	ID (mm)	Reinf Plies	OD (in)	OD (mm)	Approx Wt (lbs/ft)	Approx Wt (kg/ft)	Min Bend Rad (in)	Min Bend Rad (mm)	Max Rec WP (psi)	Max Rec WP (bar)	Max Lg (ft)
EW708-4000	4	101.6	4	5.500	139.7	5.90	2.68	24.0	609.6	200	13.8	100
EW708-4500	4-1/2	114.3	4	6.000	152.4	6.50	2.95	27.0	685.8	200	13.8	100
EW708-5000	5	127.0	4	6.500	165.1	7.40	3.36	30.0	762.0	200	13.8	100
EW708-5500	5-1/2	139.7	4	7.000	177.8	8.10	3.67	33.0	838.2	175	12.1	100
EW708-6000	6	152.4	4	7.625	193.7	10.10	4.58	36.0	914.4	175	12.1	100
EW708-6625	6-5/8	168.3	4	8.250	209.6	11.00	4.99	41.0	1041.4	150	10.3	50
EW708-8000	8	203.2	4	9.750	247.7	14.40	6.53	48.0	1219.2	150	10.3	50
EW708-8625	8-5/8	219.1	4	10.313	261.9	16.20	7.35	54.0	1371.6	150	10.3	50
EW708-10000	10	254.0	6	12.125	308.0	21.40	9.71	60.0	1524.0	150	10.3	50
EW708-10750	10-3/4	273.1	6	12.875	327.0	24.90	11.29	65.0	1651.0	150	10.3	50
EW708-12000	12	304.8	6	14.000	355.6	26.70	12.11	72.0	1828.8	150	10.3	50
EW708-12750	12-3/4	323.9	6	14.875	377.8	31.60	14.33	77.0	1955.8	150	10.3	50
EW708-13250	13-1/4	336.6	6	15.313	388.9	32.50	14.74	80.0	2032.0	150	10.3	50
EW708-14000	14	355.6	6	16.125	409.6	34.50	15.65	84.0	2133.6	150	10.3	50
EW708-15000	15	381.0	8	17.125	435.0	36.70	16.65	90.0	2286.0	150	10.3	50
EW708-16000	16	406.4	8	18.188	462.0	43.00	19.50	96.0	2438.4	150	10.3	50
EW708-18000	18	457.2	8	20.500	520.7	55.00	24.95	102.0	2590.8	150	10.3	50



Dredge Sand Suction Hose

1/2" Natural Rubber Tube

Series EW709

Custom Made Hose

Series EW709 is designed specifically for extreme heavy duty suction and discharge service of abrasive materials such as debris, sand and slurries in dredging applications. The hose provides a flexible connection between moveable suction lines and pump inlets on dredge barges. The 1/2" extra-thick natural rubber tube provides abrasion resistance, the heavy wall provides kink resistance and the SBR cover is resistant to abrasion, cuts, scuffs and weathering.

NOTE: Other customized versions of this product are available. Contact Parker.

Tube:	1/2" Black natural rubber
Reinforcement:	Multiple plies of tire cord with wire helix
Cover:	Black SBR; wrapped finish
Temp. Range:	-40°F to +150°F (-40°C to +66°C)
Brand Method:	Black text on blue stripe
Brand Example:	PARKER SERIES EW709 SAND SUCTION HOSE
Design Factor:	4:1
Industry Standards:	None applicable
Applications:	<ul style="list-style-type: none"> • Extreme abrasive materials, large gravel, sand, shells • Dredging operations in coastal areas, gravel pits, lakes, rivers
Vacuum:	Full
Packaging:	Lengths or coils in bales, crates or slat packs
Couplings:	Contact Parker

Part Number	ID (in)	ID (mm)	Reinf Plies	OD (in)	OD (mm)	Approx Wt (lbs/ft)	Approx Wt (kg/ft)	Min Bend Rad (in)	Min Bend Rad (mm)	Max Rec WP (psi)	Max Rec WP (bar)	Max Lg (ft)
EW709-4000	4	101.6	4	5.813	147.6	6.90	3.13	27.0	685.8	200	13.8	100
EW709-4500	4-1/2	114.3	4	6.313	160.3	7.60	3.45	30.0	762.0	200	13.8	100
EW709-5000	5	127.0	4	6.813	173.0	8.60	3.90	33.0	838.2	200	13.8	100
EW709-5500	5-1/2	139.7	4	7.313	185.7	9.40	4.26	37.0	939.8	175	12.1	100
EW709-6000	6	152.4	4	7.813	198.4	11.50	5.22	40.0	1016.0	175	12.1	100
EW709-6625	6-5/8	168.3	4	8.500	215.9	12.50	5.67	46.0	1168.4	150	10.3	50
EW709-8000	8	203.2	4	9.906	251.6	16.20	7.35	53.0	1346.2	150	10.3	50
EW709-8625	8-5/8	219.1	4	10.625	269.9	18.20	8.26	60.0	1524.0	150	10.3	50
EW709-10000	10	254.0	6	12.313	312.7	23.70	10.75	67.0	1701.8	150	10.3	50
EW709-10750	10-3/4	273.1	6	13.000	330.2	27.30	12.38	72.0	1828.8	150	10.3	50
EW709-12000	12	304.8	6	14.313	363.5	29.40	13.34	80.0	2032.0	150	10.3	50
EW709-12750	12-3/4	323.9	6	15.125	384.2	34.50	15.65	86.0	2184.4	150	10.3	50
EW709-13250	13-1/4	336.6	6	15.625	396.9	35.50	16.10	89.0	2260.6	150	10.3	50
EW709-14000	14	355.6	6	16.313	414.3	37.60	17.06	93.0	2362.2	150	10.3	50
EW709-15000	15	381.0	8	17.313	439.7	40.00	18.14	100.0	2540.4	150	10.3	50
EW709-16000	16	406.4	8	18.500	469.9	46.50	21.09	107.0	2717.8	150	10.3	50
EW709-18000	18	457.2	8	20.500	520.7	62.00	28.12	120.0	3048.0	150	10.3	50



Hot Tar & Asphalt Hose

Series SW387

Series SW387 is a suction and discharge hose for high temperature materials such as hot asphalt, glue, oil, tar and wax to 300°F continuous/350°F intermittent (149°C/177°C). The hose construction incorporates a dual wire helix that provides full suction capability, kink resistance and a path to conduct a static electrical charge to ground. The cover is resistant to abrasion, heat, oil and weathering.

NOTE: For other hot tar and asphalt hoses, refer to [Series 7204](#) and [Series EW499](#).

Tube:	Black nitrile
Reinforcement:	Multiple textile plies with dual wire helix
Cover:	Black nitrile; wrapped finish
Temp. Range:	-40°F to +350°F (-40°C to +177°C)
Brand Method:	Black text on red stripe
Brand Example:	PARKER SERIES SW387 HOT TAR & ASPHALT XXX PSI WP MADE IN USA
Design Factor:	4:1
Industry Standards:	None applicable
Applications:	<ul style="list-style-type: none"> • Hot asphalt, glue, oil, tar • In-plant and storage tank transfer • Delivery, transport applicator trucks
Vacuum:	Full
Compare to:	Boston Black Cat; Thermoid Transporter; Veyance Pyroflex
Packaging:	Coils

Part Number	ID (in)	ID (mm)	Reinf Plies	OD (in)	OD (mm)	Approx Wt (lbs/ft)	Approx Wt (kg/ft)	Min Bend Rad (in)	Min Bend Rad (mm)	Max Rec WP (psi)	Max Rec WP (bar)	Std Pack Qty (ft)	Stock Status **
SW387-1500	1-1/2	38.1	2	2.125	54.0	0.98	0.44	6.0	152.4	150	10.3	100	Y
SW387-2000	2	50.8	2	2.625	66.7	1.43	0.65	8.0	203.2	150	10.3	100	Y
SW387-2500	2-1/2	63.5	2	3.375	85.7	1.84	0.83	10.0	254.0	150	10.3	100	N
SW387-3000	3	76.2	2	3.750	95.3	2.42	1.10	12.0	304.8	150	10.3	100	Y
SW387-4000	4	101.6	2	4.813	122.2	3.60	1.63	18.0	457.2	150	10.3	100	Y

* **Couplings:** Refer to CrimpSource at www.safehose.com for coupling recommendations and crimp specifications.

** **Stock:** "Y" indicates stocked item; "N" indicates non-stocked item. Stock status subject to change. Contact Parker Customer Service.

⚠ WARNING! Do not use for continuous service at 350°F. Do not use above 350°F for any service or any duration. Using above the recommended service duration or temperature may lead to premature hose failure and property damage, personal injury or death.



Hot Tar & Asphalt Hose

FKM Tube

Series EW499

Custom Made Hose

Series EW499 is a premium suction and discharge hose for high temperature materials such as hot asphalt, glue, oil, tar and wax to 350°F (177°C) continuous service. The hose construction incorporates a premium FKM tube and a wire helix that provides full suction capability, kink resistance and a path to conduct a static electrical charge to ground. The cover is resistant to abrasion, heat, oil and weathering.

NOTE:

- Customized versions of this product are available. Contact Parker.
- For other hot tar and asphalt hoses, refer to [Series 7204](#) and [Series SW387](#).

Tube:	Black FKM
Reinforcement:	Multiple plies of tire cord with wire helix
Cover:	Black synthetic rubber; wrapped finish
Temp. Range:	-40°F to +350°F (-40°C to +177°C)
Brand Method:	Black text on red stripe
Brand Example:	PARKER SERIES EW499 HOT TAR & ASPHALT HOSE
Design Factor:	5:1
Industry Standards:	None applicable
Applications:	<ul style="list-style-type: none"> • Hot asphalt, glue, oil, tar • Transfer between barges, storage tanks and marine vessels
Vacuum:	Full
Packaging:	Lengths or coils in bales, crates or slat packs
Couplings:	Built-in nipples; flanges; contact Parker

Part Number	ID (in)	ID (mm)	Reinf Plies	OD (in)	OD (mm)	Approx Wt (lbs/ft)	Approx Wt (kg/ft)	Min Bend Rad (in)	Min Bend Rad (mm)	Max Rec WP (psi)	Max Rec WP (bar)	Max Lg (ft)
EW499-4000	4	101.6	4	5.250	133.3	5.50	2.49	28.0	711.2	200	13.8	100
EW499-6000	6	152.4	6	7.500	190.5	9.90	4.50	42.0	1066.8	200	13.8	100
EW499-8000	8	203.2	8	9.875	250.8	15.30	6.90	54.0	1371.6	200	13.8	50
EW499-10000	10	254.0	8	12.000	304.8	20.80	9.43	66.0	1676.4	200	13.8	50



MPW-1000® High Pressure Wire Braid Multipurpose Hose Series 7204

Series 7204 is an extremely versatile hose designed to handle air, mild chemicals, oil, refined fuels such as biodiesel (to B20 in dedicated and non-dedicated service), diesel, ethanol and gasoline, saturated steam and water. The hose construction incorporates a premium grade tube especially suited for high temperature materials such as hot asphalt, glue, oil, tar and wax to 300°F continuous/350°F intermittent (149°C/177°C). The high tensile wire braid reinforcement provides durability, kink resistance, high pressure capability and superior coupling retention, and the cover is resistant to heat, oil and weathering. Series 7204 is also designed for saturated steam applications at temperatures to 368°F (187°C) and pressures to 150 psi (10.3 bar). The tube resists popcorning and oil-based detergents and rust inhibitors found in steam systems.

NOTES:

- Refer to the table on pages 213-214 for fuel compatibility and service conditions.
- Do not use for fuel dispensing or service applications requiring API, NFPA, UL, ULC or any other agency approval or listing.

Tube:	Black nitrile
Reinforcement:	One wire braid
Cover:	Black chloroprene; perforated wrapped finish
Temp. Range:	Steam: -20°F to +368°F (-29°C to +187°C) saturated steam to 150 psi max WP Other: -20°F to +300°F (-29°C to +149°C) / 350°F (177°C) intermittent
Brand Method:	Embossed
Brand Example:	PARKER SERIES 7204 - MPW XXX PSI MAX WP (DATE CODE) MADE IN USA
Design Factor:	4:1 (10:1 steam @ 150 psi/10.3 bar)
Industry Standards:	None applicable
Applications:	<ul style="list-style-type: none"> • Air, mild chemicals, oil, water; hot asphalt, glue, oil, tar and wax; steam; biodiesel (to B20 in dedicated and non-dedicated service), diesel, ethanol, gasoline • High pressure washdown; cleaning containment vessels and manufacturing equipment; cleaning and heating processing equipment • General industrial, manufacturing and processing plants, refineries
Vacuum:	Not recommended
Compare to:	Boston Hot Tar Pumping; Gates 319MB Gold Master; Veyance Pyroflex
Packaging:	Reels

(Continued on the following page)

⚠ WARNINGS!

- ▶ Failure to properly inspect, maintain, test and use steam hose assemblies may result in property damage, personal injury or death. Refer to ARPM publication IP-11-1, "Guide for Use, Testing and Inspection of Steam Hose."
- ▶ Water changes to hot water and phases of steam when subjected to heat and pressure. The greater the pressure, the higher the temperature required to achieve and maintain a steam phase. If steam escapes, dangerous quantities of heat may be released very suddenly. Exposure to hot water, low pressure steam and high pressure steam may cause severe scalding or fatal burns.
- ▶ Use only hoses designated for steam service for steam applications. Use ONLY Parker recommended hose/coupling combinations for steam applications. Refer to CrimpSource at www.safehose.com.
- ▶ Prior to use with detergents or rust inhibitors, refer to the chemical guide in this catalog or contact Parker.
- ▶ Drain steam hose after each use to reduce the possibility of hose popcorning while in service.
- ▶ Couplings attached with bands or clamps may reduce the working pressure of the hose assembly to less than the maximum rated working pressure of the hose. Refer to the NAHAD Industrial Hose Assembly Guidelines.

Series 7204 – MPW-1000® High Pressure Wire Braid Multipurpose Hose (Continued)

Part Number	ID (in)	ID (mm)	Reinf Braids	OD (in)	OD (mm)	Approx Wt (lbs/ft)	Approx Wt (kg/ft)	Min Bend Rad (in)	Min Bend Rad (mm)	Max Rec WP (psi)	Max Rec WP (bar)	Perm Cplg Rec *	Std Pack Qty (ft)	Stock Status **
Non-Steam Applications														
7204-501	1/2	12.7	1	0.906	23.0	0.34	0.15	7.0	177.8	1000	68.9	43	500	N
7204-751	3/4	19.1	1	1.187	30.1	0.52	0.24	10.0	254.0	1000	68.9	43	500	Y
7204-1001	1	25.4	1	1.500	38.1	0.75	0.34	12.0	304.8	1000	68.9	43	500	Y

* **Couplings:** Refer to CrimpSource at www.safehose.com for coupling recommendations and crimp specifications.

** **Stock:** "Y" indicates stocked item; "N" indicates non-stocked item. Stock status subject to change. Contact Parker Customer Service.



Hose Selector Guide – by specification

Specification	Series	Size Range (in)	Description
A-A-59566 Grade A Class 1 (MIL-ZZ-H-561K)	SW326	1 - 6	Water suction hose
A-A-59566 Grade A Class 2 (MIL-ZZ-H-561K)	SW328	1 - 6	Water suction hose
A-A-59566 Grade B Class 1 (MIL-ZZ-H-561K)	SW322	1 - 6	Water suction hose (potable & nonpotable)
A-A-59566 Grade B Class 2 (MIL-ZZ-H-561K)	SW323	1 - 6	Water suction hose (potable & nonpotable)
A-A-59567 Grade 1 Class 1 (MIL-ZZ-H-601E)	SS266	1-1/4 - 4	Water discharge hose (nonpotable)
A-A-59567 Grade 1 Class 2 (MIL-ZZ-H-601E)	SS267	1 - 4	Water discharge hose (potable)
A-A-59567 Grade 3 Class 2 (MIL-ZZ-H-601E)	SS268	1 - 4	Water discharge hose (potable)
API 1529 / 6th Edition 2005 Type E, Grade 2, NFPA 407, BS EN1361:1997/E (British Standard)	7777	1-1/2 - 4	Aviation fueling & defueling hose
API 1529 / 6th Edition 2005, Type C, Grade 1, NFPA 407	7775	1 - 1-1/2	Aviation fueling hose
API 1529/6th Edition 2005, Type C, Grade 2, NFPA 407	7776	1-1/2 - 4	Aviation fueling hose
MIL-DTL-17505F	EW775	6 - 8	Oil and gas suction and discharge hose
MIL-DTL-20176G Type I & II	SW346	2-1/2 - 4	Sewage or oily waste hose (noncollapsible)
MIL-DTL-26521K	SS177	2 - 4	Low temperature collapsible fuel discharge hose
MIL-DTL-27516F	SW376	1 - 6	Jet fuel and gasoline suction hose
MIL-DTL-6615G	SS167	1-1/4 - 4	Fuel and nonpotable water discharge hose; Type I with static wire and static conductive tube
MIL-DTL-6615G	SS166	1-1/2 - 4	Fuel and nonpotable water discharge hose; Type II, no static wire or static conductive tube
MIL-H-17902F (SH) Type CC	SS217	2-1/2	Aircraft fueling on-board ships (collapsible)
MIL-H-17902F (SH) Type NC	SW391	1-1/2	Aircraft fueling on-board ships (non-collapsible)
MIL-H-22240F	SS250	4, 6, 7	Type A hose for "Alongside Fueling Only"
MIL-H-22240F	SS240	6	Type B hose for "Astern Fueling Only"
MIL-H-22240F	SS140	2-1/2	Type C hose "Fuel or Water Service"
MIL-H-82127A	SS212	2, 4, 6	Lightweight collapsible fuel hose (Replacement service only)
MIL-PRF-11588H Type III & IV	SS278	1 - 4	Hose assemblies for liquid petroleum fuel dispensing (black cover)
MIL-PRF-11588H Type III & IV	SS258	1 - 4	Hose assemblies for liquid petroleum fuel dispensing (tan cover)
MIL-PRF-370J Type A	SS170	1 - 6	Gas discharge hose w/static wire for aviation, auto, turbine, & diesel fuels (tan or black cover)
MIL-PRF-370J Type B	SW370	1 - 6	Hardwall gasoline suction hose (tan or black cover)
MIL-PRF-53063B	SW563	2	Lightweight non-collapsible fuel hose
MIL-PRF-53064B	SS164	2, 3	Lightweight collapsible fuel hose (tan cover)
USDA Fire Suction & Discharge 5100-184f, Jan 2007	SW384	1, 1-1/2, 2-1/2	Forestry suction hose

Refer to pages 9-10 for a complete listing of industry standards.

See pages ii through iv for an index of all product series by series number and pages v through xv for an index by application and by series name.

Due to continual product improvements, Parker reserves the right to alter specifications without prior notice.



Oil Field



Hose Selector Guide – by application

Series	Trademark	Hose Application / Construction / Selector Guide		Tube	Cover	Size Range (in)	Pressure Range (psi)	Temp Range (°F)	Page No.
7208E	BS&W™	Oil, sediment, waste, water	Suction	Nitrile/SBR	Nitrile/SBR	2 - 4	150	-22 / +185	165
7213E	BS&W™	Oil, sediment, waste, water	Suction, corrugated	Nitrile/SBR	Nitrile/SBR	1-1/2 - 4	150	-22 / +185	166
7234	WILDCATTER®	Rotary drill		Nitrile	Nitrile/PVC	2	3000	-40 / +200	173
7301	WILDCATTER®	Hot oil, large diameter	High pressure	Chloroprene	Chloroprene	1-1/2	2250	-40 / +275	174
7307		Fracturing service	Corrugated	Nitrile/SBR	Nitrile/SBR	6 - 8	150	-20 / +180	168
7309		Mud discharge		Nitrile	Chloroprene	2 - 8	300	-20 / +180	171
7335		Jetting	Medium pressure	SBR	SBR	1-1/4 - 4	500	-40 / +180	169
SS111		Jetting	High pressure	SBR	SBR	2 - 6	800	-40 / +180	170
SWC509	TITANFLEX®	Oil, sediment, waste, water	Suction, corrugated	Nitrile	SBR	1 - 6	125 - 250	-40 / +160	167
TKW160		Mud suction	Custom Made Hose	Nitrile	Synthetic rubber	4 - 12	100	-40 / +180	172

NOTE: This is a guide only. It is the responsibility of the end user to select and/or test the most appropriate product for the application. Refer to product pages for specific data. Contact Parker for additional information.

Refer to pages 9-10 for a complete listing of industry standards.

See pages ii through iv for an index of all product series by series number and pages v through xv for an index by application and by series name.

Due to continual product improvements, Parker reserves the right to alter specifications without prior notice.



BS & W™ Oil Field Suction / Vacuum Hose

Series 7208E

Series 7208E is a flexible, lightweight suction and discharge hose designed to handle brine, crude oil, mild chemicals, petroleum waste, sediments, sludge, slurries and water in harsh oil field bottom sediment and waste pit recovery applications. The hose construction incorporates a wire helix that provides full suction capability, kink resistance, and a path to conduct a static electrical charge to ground. The nitrile/SBR cover is resistant to abrasion, oil and weathering. Series 7208E is available in 200-foot continuous lengths.

NOTE: Do not use with refined oil or fuel.

Tube: Black nitrile/SBR
Reinforcement: Multiple textile plies with wire helix
Cover: Black nitrile/SBR; wrapped finish
Temp. Range: -22°F to +185°F (-30°C to +85°C)
Brand Method: White text on blue stripe
Brand Example: PARKER SERIES 7208E BS&W™ OIL FIELD SUCTION HOSE
 150 MAX PSI WP

Industry Standards: None applicable

Applications:

- Brine, crude oil, mild chemicals, petroleum waste, sediments, sludge, slurries, water
- Oil field waste recovery, general industrial

Vacuum: Full

Compare to: Jason Tupelo 4677; Kuriyama T601AA; Texcel Tex-Vac; Veyance Flextra Oilfield

Packaging: Coils

Part Number	ID (in)	ID (mm)	Reinf Plies	OD (in)	OD (mm)	Approx Wt (lbs/ft)	Approx Wt (kg/ft)	Min Bend Rad (in)	Min Bend Rad (mm)	Max Rec WP (psi)	Max Rec WP (bar)	Perm Cplg Rec *	Std Pack Qty (ft)	Stock Status **
7208E-2000200	2	50.8	2	2.440	62.0	1.04	0.47	8.0	203.2	150	10.3	*	200	Y
7208E-3000200	3	76.2	2	3.540	89.9	2.18	0.99	12.0	304.8	150	10.3	*	200	Y
7208E-4000200	4	101.6	2	4.570	116.1	3.23	1.47	16.0	406.4	150	10.3	*	200	Y

* **Couplings:** Refer to CrimpSource at www.safehose.com for coupling recommendations and crimp specifications.

** **Stock:** "Y" indicates stocked item; "N" indicates non-stocked item. Stock status subject to change. Contact Parker Customer Service.

⚠ WARNING! Couplings attached with bands or clamps may reduce the working pressure of the hose assembly to less than the maximum rated working pressure of the hose. [Refer to the NAHAD Industrial Hose Assembly Guidelines.](#)



BS & W™ Corrugated Oil Field Suction / Vacuum Hose Series 7213E

Series 7213E is a flexible, lightweight suction and discharge hose designed to handle brine, crude oil, mild chemicals, petroleum waste, sediments, sludge, slurries and water in harsh oil field bottom sediment and waste pit recovery applications. The corrugated hose construction incorporates a wire helix that provides full suction capability, flexibility, kink resistance, and a path to conduct a static electrical charge to ground. The nitrile/SBR cover is resistant to abrasion, oil and weathering.

NOTE: Do not use with refined oil or fuel.

Tube: Black nitrile/SBR
Reinforcement: Multiple textile plies with wire helix
Cover: Black nitrile/SBR; corrugated wrapped finish
Temp. Range: -22°F to +185°F (-30°C to +85°C)
Brand Method: White text on blue stripe
Brand Example: PARKER SERIES 7213E BS&W OIL FIELD SUCTION HOSE
 150 PSI MAX WP

Industry Standards: None applicable

Applications:

- Brine, crude oil, mild chemicals, petroleum waste, sediments, sludge, slurries, water
- Oil field waste recovery, general industrial

Vacuum: Full

Compare to: Kuriyama T601AA; Jason Tupelo 4677; Texcel Tex-Vac; Veyance Flextra Oilfield

Packaging: Coils

Part Number	ID (in)	ID (mm)	Reinf Plies	OD (in)	OD (mm)	Approx Wt (lbs/ft)	Approx Wt (kg/ft)	Min Bend Rad (in)	Min Bend Rad (mm)	Max Rec WP (psi)	Max Rec WP (bar)	Perm Cplg Rec *	Std Pack Qty (ft)	Stock Status **
7213E-1500	1-1/2	38.1	2	1.976	50.2	0.86	0.39	4.0	101.6	150	10.3	*	100	Y
7213E-2000	2	50.8	3	2.441	62.0	1.02	0.46	5.0	127.0	150	10.3	*	100	Y
7213E-2500	2-1/2	63.5	3	2.953	75.0	1.29	0.59	6.2	157.5	150	10.3	*	100	Y
7213E-3002	3	76.2	3	3.504	89.0	1.52	0.69	7.6	193.0	150	10.3	*	100	Y
7213E-4002	4	101.6	3	4.567	116.0	2.49	1.13	12.0	304.8	150	10.3	*	100	Y

* **Couplings:** Refer to CrimpSource at www.safehose.com for coupling recommendations and crimp specifications.

** **Stock:** "Y" indicates stocked item; "N" indicates non-stocked item. Stock status subject to change. Contact Parker Customer Service.

⚠ WARNING! Couplings attached with bands or clamps may reduce the working pressure of the hose assembly to less than the maximum rated working pressure of the hose. Refer to the [NAHAD Industrial Hose Assembly Guidelines](#).



TITANFLEX®

Corrugated Oil Field Suction / Vacuum Hose

Series SWC509

Series SWC509 is a flexible, lightweight high pressure suction and discharge hose designed to handle brine, crude oil, mild chemicals, petroleum waste, sediments, sludge, slurries and water in harsh oil field bottom sediment and waste pit recovery applications. The corrugated hose construction incorporates a wire helix that provides full suction capability, flexibility, kink resistance, and a path to conduct a static electrical charge to ground. The cover is resistant to abrasion and weathering. Series SWC509 is available in 200-foot continuous lengths.

NOTE: Do not use with refined oil or fuel.

Tube: Black nitrile
Reinforcement: Multiple textile plies with dual wire helix
Cover: Black SBR; corrugated wrapped finish
Temp. Range: -40°F to +160°F (-40°C to +71°C)
Brand Method: White text on blue stripe
Brand Example: PARKER SERIES SWC509 TITANFLEX® OIL FIELD VACUUM HOSE
 XXX PSI WP MADE IN USA

Design Factor: 4:1

Industry Standards: None applicable

Applications:

- Brine, crude oil, mild chemicals, petroleum waste, sediments, sludge, slurries, water
- Oil field equipment and service trucks

Vacuum: Full

Compare to: Jason Tupelo 4677; Kuriyama T601AA; Texcel Tex-Vac; Veyance Flextra Oilfield

Packaging: Coils

Part Number	ID (in)	ID (mm)	Reinf Plies	OD (in)	OD (mm)	Approx Wt (lbs/ft)	Approx Wt (kg/ft)	Min Bend Rad (in)	Min Bend Rad (mm)	Max Rec WP (psi)	Max Rec WP (bar)	Perm Cplg Rec *	Std Pack Qty (ft)	Stock Status **
SWC509-1000	1	25.4	2	1.500	38.1	0.58	0.26	1.0	25.4	250	17.2	*	100	N
SWC509-1500	1-1/2	38.1	2	2.063	51.6	0.90	0.41	1.5	38.1	250	17.2	*	100	N
SWC509-2000	2	50.8	2	2.563	65.0	1.21	0.55	2.0	50.8	250	17.2	*	100	Y
SWC509-2500	2-1/2	63.5	2	3.125	77.0	1.44	0.65	2.5	63.5	200	13.8	*	100	N
SWC509-3000	3	76.2	2	3.625	91.0	1.92	0.87	3.0	76.2	200	13.8	*	100	Y
SWC509-4000	4	101.6	2	4.625	117.0	2.59	1.17	4.0	101.6	150	10.3	*	100	Y
SWC509-6000	6	152.4	4	6.810	172.9	5.48	2.49	10.0	254.0	125	8.6	*	100	Y

* **Couplings:** Refer to CrimpSource at www.safehose.com for coupling recommendations and crimp specifications.

** **Stock:** "Y" indicates stocked item; "N" indicates non-stocked item. Stock status subject to change. Contact Parker Customer Service.

⚠ WARNING! Couplings attached with bands or clamps may reduce the working pressure of the hose assembly to less than the maximum rated working pressure of the hose. [Refer to the NAHAD Industrial Hose Assembly Guidelines.](#)



Corrugated Fracturing (Frac) Tank Hose

Series 7307

Series 7307 is a versatile suction and discharge hose designed to handle brine, crude oil, drilling mud, mild chemicals, petroleum waste, sediments, sludge, slurries and water in oil field applications such as frac tank service. The corrugated hose construction incorporates a wire helix that provides full suction capability, flexibility, kink resistance, and a path to conduct a static electrical charge to ground. The nitrile/SBR cover is resistant to abrasion, oil and weathering. Series 7307 is available in 200-foot continuous lengths.

NOTE: Do not use with refined oil or fuel.

Tube:	Black nitrile/SBR
Reinforcement:	Multiple textile plies with wire helix
Cover:	Black nitrile/SBR; corrugated wrapped finish
Temp. Range:	-20°F to +180°F (-28°C to +82°C)
Brand Method:	Yellow text on blue stripe
Brand Example:	PARKER SERIES 7307 OILFIELD SUCTION & FRAC TANK HOSE 150 PSI MADE IN USA
Design Factor:	3:1
Industry Standards:	None applicable
Applications:	<ul style="list-style-type: none"> • Brine, crude oil, mild chemicals, petroleum waste, sediments, sludge, slurries, water • Frac tank transfer, oil field waste recovery, general industrial
Vacuum:	Full
Compare to:	Texcel Super Frac
Packaging:	Coils

Part Number	ID (in)	ID (mm)	Reinf Plies	OD (in)	OD (mm)	Approx Wt (lbs/ft)	Approx Wt (kg/ft)	Min Bend Rad (in)	Min Bend Rad (mm)	Max Rec WP (psi)	Max Rec WP (bar)	Perm Cplg Rec *	Std Pack Qty (ft)	Stock Status **
7307-6000	6	152.4	3	6.710	170.4	4.55	2.06	18.0	457.2	150	10.3	*	100	Y
7307-8000	8	203.2	3	8.800	223.5	6.90	3.13	24.0	609.6	150	10.3	*	100	Y

* **Couplings:** Refer to CrimpSource at www.safehose.com for coupling recommendations and crimp specifications.

** **Stock:** "Y" indicates stocked item; "N" indicates non-stocked item. Stock status subject to change. Contact Parker Customer Service.

⚠ WARNING! Couplings attached with bands or clamps may reduce the working pressure of the hose assembly to less than the maximum rated working pressure of the hose. [Refer to the NAHAD Industrial Hose Assembly Guidelines.](#)



High Pressure Jetting Hose

Series 7335

Series 7335 is a standard duty jetting hose for slurries and water. The hose construction provides high pressure, high volume flow for cleanup and washdown applications. The cover is resistant to abrasion and weathering. Series 7335 is available in 200-foot continuous lengths.

Tube:	Black SBR
Reinforcement:	Multiple textile plies
Cover:	Black SBR; wrapped finish
Temp. Range:	-40°F to +180°F (-40°C to +82°C)
Brand Method:	Black text on blue stripe
Brand Example:	PARKER SERIES 7335 WATER JETTING HOSE 500 PSI MAX WP MADE IN USA (LOT #)
Design Factor:	4:1
Industry Standards:	None applicable
Applications:	<ul style="list-style-type: none"> • Slurries, water • Cable cover, cleaning, stripping, washdown • Construction, general industrial, oil field, shipyards
Vacuum:	Not recommended
Packaging:	Coils

Part Number	ID (in)	ID (mm)	Reinf Plies	OD (in)	OD (mm)	Approx Wt (lbs/ft)	Approx Wt (kg/ft)	Max Rec WP (psi)	Max Rec WP (bar)	Perm Cplg Rec *	Std Pack Qty (ft)	Stock Status **
7335-1250	1-1/4	31.8	2	1.750	44.0	0.58	0.26	500	34.5	*	100	N
7335-1500	1-1/2	38.1	2	2.008	51.0	0.68	0.31	500	34.5	*	100	N
7335-2000	2	50.8	4	2.637	67.0	1.11	0.50	500	34.5	*	100	N
7335-2500	2-1/2	63.5	4	3.165	80.4	1.43	0.65	500	34.5	*	100	N
7335-3000	3	76.2	4	3.736	94.9	1.83	0.83	500	34.5	*	100	N
7335-4000	4	101.6	6	4.898	124.4	2.90	1.32	500	34.5	*	100	Y

* **Couplings:** Refer to CrimpSource at www.safehose.com for coupling recommendations and crimp specifications.

** **Stock:** "Y" indicates stocked item; "N" indicates non-stocked item. Stock status subject to change. Contact Parker Customer Service.

⚠ WARNING! Couplings attached with bands or clamps may reduce the working pressure of the hose assembly to less than the maximum rated working pressure of the hose. [Refer to the NAHAD Industrial Hose Assembly Guidelines.](#)



High Pressure Jetting Hose

Series SS111

Series SS111 is a heavy duty jetting hose for slurries and water. The hose construction provides high pressure, high volume flow for cleanup and washdown applications, and the SBR cover is resistant to abrasion and weathering.

Tube:	Black SBR
Reinforcement:	Multiple textile plies
Cover:	Black SBR; wrapped finish
Temp. Range:	-40°F to +180°F (-40°C to +82°C)
Brand Method:	Black text on blue stripe
Brand Example:	PARKER SERIES SS111 HIGH PRESSURE WATER JETTING XXX PSI WP MADE IN USA
Design Factor:	4:1
Industry Standards:	None applicable
Applications:	<ul style="list-style-type: none"> • Slurries, water • Cable cover, cleaning, stripping, washdown • Construction, general industrial, oil field, shipyards
Vacuum:	Not recommended
Packaging:	Coils

Part Number	ID (in)	ID (mm)	Reinf Plies	OD (in)	OD (mm)	Approx Wt (lbs/ft)	Approx Wt (kg/ft)	Max Rec WP (psi)	Max Rec WP (bar)	Perm Cplg Rec *	Std Pack Qty (ft)	Stock Status **
SS111-2000	2	50.8	6	2.813	71.4	1.13	0.51	800	55.2	*	100	N
SS111-2500	2-1/2	63.5	6	3.313	84.2	1.37	0.62	800	55.2	*	100	N
SS111-3000	3	76.2	6	3.813	96.8	2.42	1.10	800	55.2	*	100	Y
SS111-4000	4	101.6	6	4.813	122.2	3.10	1.41	800	55.2	*	100	Y
SS111-5000	5	127.0	6	5.813	147.6	3.77	1.71	500	34.5	*	100	N
SS111-6000	6	152.4	8	7.000	177.8	5.23	2.37	500	34.5	*	100	Y

* **Couplings:** Refer to CrimpSource at www.safehose.com for coupling recommendations and crimp specifications.

** **Stock:** "Y" indicates stocked item; "N" indicates non-stocked item. Stock status subject to change. Contact Parker Customer Service.

⚠ WARNING! Couplings attached with bands or clamps may reduce the working pressure of the hose assembly to less than the maximum rated working pressure of the hose. [Refer to the NAHAD Industrial Hose Assembly Guidelines.](#)



Mud Discharge Hose

Series 7309

Series 7309 is a heavy duty, high pressure discharge hose designed to handle drilling mud, mild chemicals, petroleum waste and water. The hose construction incorporates a heavy wall for durability and a static wire as a path to conduct a static electrical charge to ground. The cover is resistant to abrasion, heat, mild chemicals and weathering. Series 7309 is available in 200-foot continuous lengths.

Tube:	Black nitrile; ARPM Class A oil resistance
Reinforcement:	Multiple textile plies with static wire
Cover:	Black chloroprene; wrapped finish
Temp. Range:	-20°F to +180°F (-28°C to +82°C)
Brand Method:	Black text on yellow stripe
Brand Example:	PARKER SERIES 7309 MUD HOSE 300 PSI MAX WP MADE IN USA
Design Factor:	4:1
Industry Standards:	ARPM Class A oil resistant tube
Applications:	<ul style="list-style-type: none"> • Drilling mud, mild chemicals, oil, water • General industrial, oil field
Vacuum:	Not recommended
Packaging:	Coils

Part Number	ID (in)	ID (mm)	Reinf Plies	OD (in)	OD (mm)	Approx Wt (lbs/ft)	Approx Wt (kg/ft)	Min Bend Rad (in)	Min Bend Rad (mm)	Max Rec WP (psi)	Max Rec WP (bar)	Perm Cplg Rec *	Std Pack Qty (ft)	Stock Status **
7309-2000	2	50.8	4	2.764	70.2	1.75	0.79	24.0	609.6	300	20.7	*	100	N
7309-3000	3	76.2	4	3.835	97.4	2.67	1.21	36.0	914.4	300	20.7	*	100	N
7309-4000	4	101.6	4	4.898	124.4	3.58	1.62	48.0	1219.2	300	20.7	*	100	Y
7309-5000	5	127.0	4	5.937	150.8	4.61	2.09	60.0	1524.0	300	20.7	*	100	N
7309-6000	6	152.4	6	7.087	180.0	6.28	2.85	72.0	1828.8	300	20.7	*	100	Y
7309-8000	8	203.2	6	9.250	233.2	8.84	4.01	96.0	2438.4	300	20.7	*	100	N

* **Couplings:** Refer to CrimpSource at www.safehose.com for coupling recommendations and crimp specifications.

** **Stock:** "Y" indicates stocked item; "N" indicates non-stocked item. Stock status subject to change. Contact Parker Customer Service.

⚠ WARNING! Couplings attached with bands or clamps may reduce the working pressure of the hose assembly to less than the maximum rated working pressure of the hose. [Refer to the NAHAD Industrial Hose Assembly Guidelines.](#)



Mud Suction Hose

Series TKW160

Custom Made Hose

Series TKW160 is a large diameter suction and discharge hose designed to handle drilling mud, mild chemicals, oily water, petroleum waste and sewage in oil field applications such as a flexible, vibration-dampening connection between the slush pump and mud pit during rotary well drilling. The hose construction incorporates a wire helix that provides full suction capability, kink resistance, and a path to conduct a static electrical charge to ground. The cover is resistant to abrasion, oil and weathering.

NOTE: Other customized versions of this product are available. Contact Parker.

Tube:	Black nitrile
Reinforcement:	Multiple textile plies with wire helix
Cover:	Black synthetic rubber; wrapped finish
Temp. Range:	-40°F to +180°F (-40°C to +82°C)
Brand Method:	Black text on red stripe
Brand Example:	PARKER MUD SUCTION HOSE
Design Factor:	4:1
Industry Standards:	None applicable
Applications:	<ul style="list-style-type: none"> • Drilling mud, mild chemicals, oily water, petroleum waste, sewage • General industrial, oil field
Vacuum:	Full
Packaging:	Coils; straight lengths in bales or slat packs
Couplings:	Plain ends or ends per customer specification

Part Number	ID (in)	ID (mm)	Reinf Plies	OD (in)	OD (mm)	Approx Wt (lbs/ft)	Approx Wt (kg/ft)	Min Bend Rad (in)	Min Bend Rad (mm)	Max Rec WP (psi)	Max Rec WP (bar)	Max Lg (ft)
TKW160-4000	4	101.6	4	5.000	127.0	4.7	2.13	24.0	609.6	100	7.0	100
TKW160-6000	6	152.4	4	7.125	181.0	8.5	3.90	36.0	914.4	100	7.0	100
TKW160-8000	8	203.2	4	9.250	235.0	12.8	5.81	48.0	1219.2	100	7.0	100
TKW160-10000	10	254.0	4	11.375	288.9	19.5	8.85	60.0	1524.0	100	7.0	50
TKW160-12000	12	304.8	4	13.375	339.7	24.8	11.25	72.0	1828.8	100	7.0	50



WILDCATTER® Slim Hole Rotary Drill Hose

Series 7234

Series 7234 is a heavy duty, high pressure, versatile hose designed to handle cement solutions, mild chemicals, oil and water in oil field applications such as rotary service on portable drilling units, reverse circulation systems, seismic equipment and workover rigs. The hose construction incorporates multiple plies of high tensile wire reinforcement that provide high pressure capability, crush resistance, durability, kink resistance and a path to conduct a static electrical charge to ground. The nitrile/PVC cover is resistant to abrasion, oil and weathering.

Tube:	Black nitrile
Reinforcement:	Multiple wire plies
Cover:	Black nitrile/PVC; wrapped finish
Temp. Range:	-40°F to +200°F (-40°C to +93°C)
Brand Method:	Black text on blue stripe
Brand Example:	PARKER SERIES 7234 WILDCATTER® 3000 PSI MAX WP (CAGE CODE) (DATE/MFG CODE)
Design Factor:	3.3:1
Industry Standards:	None applicable
Applications:	<ul style="list-style-type: none"> • Cement solutions, mild chemicals, oil, water • Portable drilling units, workover rigs • General industrial, oil field
Vacuum:	Not recommended
Compare to:	Gates Powerbraid Plus Slim Rotary Hole
Packaging:	Coils

Part Number	ID (in)	ID (mm)	Reinf Plies	OD (in)	OD (mm)	Approx Wt (lbs/ft)	Approx Wt (kg/ft)	Min Bend Rad (in)	Min Bend Rad (mm)	Max Rec WP (psi)	Max Rec WP (bar)	Perm Cplg Rec *	Std Pack Qty (ft)	Stock Status **
7234-2002	2	50.8	4	2.593	65.9	2.75	1.25	12.5	317.5	3000	206.8	WC	100	Y

* **Couplings:** Refer to CrimpSource at www.safehose.com for coupling recommendations and crimp specifications.

** **Stock:** "Y" indicates stocked item; "N" indicates non-stocked item. Stock status subject to change. Contact Parker Customer Service.

⚠ WARNING! Couplings attached with bands or clamps may reduce the working pressure of the hose assembly to less than the maximum rated working pressure of the hose. [Refer to the NAHAD Industrial Hose Assembly Guidelines.](#)



WILDCATTER® Hot Oiler Hose

Series 7301

Series 7301 is a heavy duty, high pressure hose for hot oil at 275°F continuous/300°F intermittent (135°C/149°C). The hose construction incorporates multiple wire braids of reinforcement for crush resistance, durability, kink resistance and a path to conduct a static electrical charge to ground. The cover is resistant to abrasion, heat, oil and weathering.

Tube:	Black chloroprene
Reinforcement:	Multiple wire braids
Cover:	Black chloroprene; wrapped finish
Temp. Range:	-40°F to +275°F/300°F (-40°C to +135°C/149°C)
Brand Method:	Red text on black stripe
Brand Example:	PARKER SERIES 7301 WILDCATTER HOT OILER HOSE (ID) 2250 PSI MAX WP TEMP RATING 275°F CONTINUOUS 300°F INTERMITTENT 001 (DATE CODE)
Design Factor:	3:1
Industry Standards:	None applicable
Applications:	<ul style="list-style-type: none"> • Hot asphalt, glue, tar, oil, wax • In-plant transfer; delivery trucks • Construction, general industrial, oil field
Vacuum:	Not recommended
Packaging:	Coils


Part Number	ID (in)	ID (mm)	Reinf Braids	OD (in)	OD (mm)	Approx Wt (lbs/ft)	Approx Wt (kg/ft)	Min Bend Rad (in)	Min Bend Rad (mm)	Max Rec WP (psi)	Max Rec WP (bar)	Perm Cplg Rec *	Std Pack Qty (ft)	Stock Status **
7301-1502	1-1/2	38.1	2	2.000	50.8	1.59	0.72	13.0	330.2	2250	155.1	71	50	Y
7301-1502075	1-1/2	38.1	2	2.000	50.8	1.59	0.72	13.0	330.2	2250	155.1	71	75	Y

* **Couplings:** Refer to CrimpSource at www.safehose.com for coupling recommendations and crimp specifications.

** **Stock:** "Y" indicates stocked item; "N" indicates non-stocked item. Stock status subject to change. Contact Parker Customer Service.

⚠ WARNING! Couplings attached with bands or clamps may reduce the working pressure of the hose assembly to less than the maximum rated working pressure of the hose. Refer to the [NAHAD Industrial Hose Assembly Guidelines](#).

Petroleum – Aircraft



Hose Selector Guide – by application

Series	Trademark	Hose Application / Construction / Selector Guide	Tube	Cover	Size Range (in)	Pressure Range (psi)	Temp Range (°F)	API/ IP 1529	BS/ EN 1361	NFPA 407	Page No.
7139		Twin sensing, green/red	Nitrile	Chloroprene	1/4	200	-30 / +200				181
7140		Twin sensing, green/yellow	Nitrile	Chloroprene	3/8	250	-30 / +200				182
7775	GOLD LABEL®	Discharge, low pressure	Nitrile	Nitrile	3/4 - 1-1/2	150	-40 / +180	•		•	177
7776	GOLD LABEL®	Discharge, high pressure	Nitrile	Nitrile	3/4 - 4	300	-40 / +180	•	•	•	178
7776CT	GOLD LABEL®	Discharge, high pressure, cold temperature	Nitrile	Nitrile	1 - 4	300	-55 / +180	•		•	179
7777	GOLD LABEL®	Jac-riser, suction/discharge	Nitrile	Nitrile	2 - 4	300	-40 / +180	•	•	•	180

NOTE: This is a guide only. It is the responsibility of the end user to select and/or test the most appropriate product for the application. Refer to product pages for specific data. Contact Parker for additional information.

Hose Selector Guide – by industry standard

Industry Standards	API/IP 1529	BS/EN 1361	NFPA 407
Hose Series	7775 7776 7776CT 7777	7776 7777	7775 7776 7776CT 7777

NOTE: This is a guide only. It is the responsibility of the end user to select and/or test the most appropriate product for the application. Refer to product pages for specific data. Contact Parker for additional information.

Refer to pages 9-10 for a complete listing of industry standards.

See pages ii through iv for an index of all product series by series number and pages v through xv for an index by application and by series name.

For Refined Fuel/Hose Compatibility Table, refer to pages 213 and 214.

Refer to Gold Label® Aircraft Fueling Hose Catalog 4815 for additional information.

Due to continual product improvements, Parker reserves the right to alter specifications without prior notice.



GOLD LABEL®

Aircraft Fueling Hose

API/IP 1529, NFPA 407

Series 7775

Series 7775 is a flexible, lightweight, low pressure aircraft fueling hose. The hose construction and materials provide easy handling for reel service and a path to conduct a static electrical charge to ground. The premium nitrile tube minimizes permeation and will not contaminate product going through the hose, and the nitrile cover is resistant to abrasion, oil and weathering. Series 7775 is available in 200-foot continuous lengths.

NOTES:

- Refer to the table on pages 213-214 for fuel compatibility and service conditions.
- Refer to the Safety and Technical section of this catalog for safety, handling and use information.

Tube:	Black nitrile
Reinforcement:	Multiple textile plies
Cover:	Static conductive black nitrile; wrapped finish
Temp. Range:	-40°F to +180°F (-40°C to +82°C)
Brand Method:	Side One: Embossed Side Two: Black text on gold stripe
Brand Example:	Side One: PARKER SERIES 7775 (ID) API/IP 1529/2005 TYPE C GRADE 1 NFPA 407 (DATE CODE) WP 1034 KPa (150 PSI) Side Two: PARKER GOLD LABEL® AIRCRAFT FUELING HOSE
Design Factor:	4:1
Industry Standards:	API 1529:2005, Type C, Grade 1; NFPA 407:2007
Applications:	Aircraft fueling with avgas and jet fuel
Vacuum:	Not recommended
Compare to:	Veyance Advantage
Packaging:	Coils (bulk hose available only to Parker Certified Aircraft Fueling Hose Assembly Fabricators)

Part Number	ID (in)	ID (mm)	Reinf Plies	OD (in)	OD (mm)	Approx Wt (lbs/ft)	Approx Wt (kg/ft)	Drum/ Reel OD (in)	Drum/ Reel OD (mm)	Max Rec WP (psi)	Max Rec WP (bar)	Max Lg (ft)	Stock Status **
7775-0750	3/4	19.1	2	1.378	35.0	0.57	0.26	7.5	190.5	150	10.3	200	N
7775-1000	1	25.4	2	1.630	41.4	0.69	0.31	10.0	254.0	150	10.3	200	Y
7775-1250	1-1/4	31.8	4	1.910	48.5	0.88	0.40	13.0	330.2	150	10.3	200	N
7775-1500	1-1/2	38.1	4	2.190	55.6	1.07	0.49	15.0	381.0	150	10.3	200	Y

Hose Assemblies: Per customer specification; hydrostatically tested to 300 psi (20.7 bar) and certified. Available only from Parker or Parker Certified Aircraft Fueling Hose Assembly Fabricators.

* **Couplings:** Refer to CrimpSource at www.safehose.com for coupling recommendations and crimp specifications.

** **Stock:** "Y" indicates stocked item; "N" indicates non-stocked item. Stock status subject to change. Contact Parker Customer Service.



GOLD LABEL® Aircraft Fueling Hose API/IP 1529, NFPA 407, BS EN1361 Series 7776

Series 7776 is a high pressure hose for top deck reel and platform type aircraft fueling equipment. The hose construction and materials provide a path to conduct a static electrical charge to ground, the premium nitrile tube minimizes permeation and will not contaminate product going through the hose, and the nitrile cover is resistant to abrasion, oil and weathering. The hose is also suitable for defueling service at low pressures (suction/vacuum rating to 8 in. Hg). Series 7776 is available in 200-foot continuous lengths.

NOTES:

- Refer to the table on pages 213-214 for fuel compatibility and service conditions.
- Refer to the Safety and Technical section of this catalog for safety, handling and use information.

Tube:	Black nitrile
Reinforcement:	Multiple textile plies
Cover:	Static conductive black nitrile; wrapped finish
Temp. Range:	-40°F to +180°F (-40°C to +82°C)
Brand Method:	Side One: Embossed Side Two: Black text on gold stripe
Brand Example:	Side One: PARKER SERIES 7776 (ID) API/IP 1529/2005 TYPE C GRADE 2 NFPA 407 BS EN 1361/2004 (DATE CODE) WP 2068 KPa (300 PSI) Side Two: PARKER GOLD LABEL® AIRCRAFT FUELING HOSE
Design Factor:	4:1
Industry Standards:	API 1529:2005, Type E, Grade 2; NFPA 407:2007; BS EN1361:2004
Applications:	Aircraft fueling with avgas and jet fuel
Vacuum:	To 8" Hg
Compare to:	Contitech Elaflex HD-C; Veyance Jet Ranger & Wingcraft; Semperit 48137 TAPC
Packaging:	Coils (bulk hose available only to Parker Certified Aircraft Fueling Hose Assembly Fabricators)

Part Number	ID (in)	ID (mm)	Reinf Plies	OD (in)	OD (mm)	Approx Wt (lbs/ft)	Approx Wt (kg/ft)	Drum/Reel OD (in)	Drum/Reel OD (mm)	Max Rec WP (psi)	Max Rec WP (bar)	Max Lg (ft)	Stock Status **
7776-0750	3/4	19.1	2	1.378	35.0	0.57	0.26	7.5	190.5	300	20.7	200	N
7776-1000	1	25.4	2	1.630	41.4	0.69	0.31	10.0	254.0	300	20.7	200	Y
7776-1250	1-1/4	31.8	4	1.910	48.5	0.88	0.40	13.0	330.2	300	20.7	200	Y
7776-1500	1-1/2	38.1	4	2.190	55.6	1.07	0.49	15.0	381.0	300	20.7	200	Y
7776-2000	2	50.8	4	2.740	69.6	1.46	0.66	20.0	508.0	300	20.7	200	Y
7776-2500	2-1/2	63.5	4	3.260	82.8	1.81	0.82	25.0	635.0	300	20.7	200	Y
7776-3000	3	76.2	4	3.760	95.5	2.08	0.94	30.0	762.0	300	20.7	200	Y
7776-4000	4	101.6	4	5.000	127.0	3.61	1.64	40.0	1016.0	300	20.7	200	Y

Hose Assemblies: Per customer specification; hydrostatically tested to 600 psi (41.4 bar) and certified. Available only from Parker or Parker Certified Aircraft Fueling Hose Assembly Fabricators.

* **Couplings:** Refer to CrimpSource at www.safehose.com for coupling recommendations and crimp specifications.

** **Stock:** "Y" indicates stocked item; "N" indicates non-stocked item. Stock status subject to change. Contact Parker Customer Service.



GOLD LABEL®

Cold Temperature Aircraft Fueling Hose

API/IP 1529, NFPA 407

Series 7776CT

Series 7776CT is a low temperature, high pressure hose for top deck reel and platform type aircraft fueling equipment. The proprietary rubber compounds enable this hose to stay flexible in extreme low temperatures, and the hose construction and materials provide a path to conduct a static electrical charge to ground. The premium nitrile tube minimizes permeation and will not contaminate product going through the hose, and the nitrile cover is resistant to abrasion, oil and weathering. The hose is also suitable for defueling service at low pressures (suction/vacuum rating to 8 in. Hg).

NOTES:

- Refer to the table on pages 213-214 for fuel compatibility and service conditions.
- Refer to the Safety and Technical section of this catalog for safety, handling and use information.

Tube:	Black nitrile
Reinforcement:	Multiple textile plies
Cover:	Static conductive black nitrile; wrapped finish
Temp. Range:	-55°F to +180°F (-48°C to +82°C)
Brand Method:	Side One: Embossed Side Two: Gold text on green stripe
Brand Example:	Side One: PARKER SERIES 7776CT (ID) API/IP 1529/2005 TYPE C-CT GRADE 2 NFPA 407 (DATE CODE) WP 2068 KPa (300 PSI) Side Two: PARKER GOLD LABEL® AIRCRAFT FUELING HOSE
Design Factor:	4:1
Industry Standards:	API 1529:2005, Type C-CT, Grade 2; NFPA 407:2007
Applications:	Aircraft fueling with avgas and jet fuel in cold temperature environments
Vacuum:	To 8" Hg
Compare to:	Contitech Elaflex HDLT-C
Packaging:	Coils (bulk hose available only to Parker Certified Aircraft Fueling Hose Assembly Fabricators)

Part Number	ID (in)	ID (mm)	Reinf Plies	OD (in)	OD (mm)	Approx Wt (lbs/ft)	Approx Wt (kg/ft)	Drum/ Reel OD (in)	Drum/ Reel OD (mm)	Max Rec WP (psi)	Max Rec WP (bar)	Max Lg (ft)	Stock Status **
7776CT-1000	1	25.4	2	1.690	42.9	0.67	0.30	10.0	254.0	300	20.7	100	Y
7776CT-1250	1-1/4	31.8	2	1.940	49.3	0.81	0.37	13.0	330.2	300	20.7	100	Y
7776CT-1500	1-1/2	38.1	4	2.190	55.6	0.97	0.44	15.0	381.0	300	20.7	100	Y
7776CT-2000	2	50.8	4	2.710	68.8	1.23	0.56	20.0	508.0	300	20.7	100	Y
7776CT-2500	2-1/2	63.5	4	3.190	81.0	1.40	0.64	25.0	635.0	300	20.7	100	Y
7776CT-3000	3	76.2	4	3.690	93.7	1.70	0.77	30.0	762.0	300	20.7	100	Y
7776CT-4000	4	101.6	6	4.850	123.2	2.70	1.22	40.0	1016.0	300	20.7	100	N

Hose Assemblies: Per customer specification; hydrostatically tested to 600 psi (41.4 bar) and certified. Available only from Parker or Parker Certified Aircraft Fueling Hose Assembly Fabricators.

* **Couplings:** Refer to CrimpSource at www.safehose.com for coupling recommendations and crimp specifications.

** **Stock:** "Y" indicates stocked item; "N" indicates non-stocked item. Stock status subject to change. Contact Parker Customer Service.



GOLD LABEL®

Jac-Riser Aircraft Fueling Hose

API/IP 1529, NFPA 407, BS EN1361

Series 7777

Series 7777 is a flexible connector hose for aviation fuel supplied through an adjustable elevated aircraft service platform, called a Jac-Riser, connected to a mobile dispenser cart that is supplied by an in-ground hydrant system. The hose construction and materials provide a path to conduct a static electrical charge to ground, and the dual wire helix provides flexibility, kink resistance and full suction capability for both fueling and defueling/unloading service. The premium nitrile tube minimizes permeation and will not contaminate product going through the hose, and the nitrile cover is resistant to abrasion and oil. Series 7777 is available in 200-foot continuous lengths.

NOTES:

- Refer to the table on pages 213-214 for fuel compatibility and service conditions.
- Refer to the Safety and Technical section of this catalog for safety, handling and use information.

Tube:	Black nitrile
Reinforcement:	Multiple textile plies with dual wire helix
Cover:	Static conductive black nitrile; wrapped finish
Temp. Range:	-40°F to +180°F (-40°C to +82°C)
Brand Method:	Side One: Embossed Side Two: Black text on gold stripe
Brand Example:	Side One: PARKER SERIES 7777 (ID) API/IP 1529/2005 TYPE E GRADE 2 NFPA 407 BS EN 1361/2004 (DATE CODE) WP 2068 KPa (300 PSI) Side Two: PARKER GOLD LABEL® AIRCRAFT FUELING HOSE
Design Factor:	4:1
Industry Standards:	API 1529:2005, Type E, Grade 2; NFPA 407:2007; BS EN1361:2004
Applications:	Aircraft fueling and defueling/unloading with avgas and jet fuel
Vacuum:	Full
Compare to:	Contitech Elaflex TW; Eaton Carter 64405; Semperit 56132 TAPE
Packaging:	Coils (bulk hose available only to Parker Certified Aircraft Fueling Hose Assembly Fabricators)

Part Number	ID (in)	ID (mm)	Reinf Plies	OD (in)	OD (mm)	Approx Wt (lbs/ft)	Approx Wt (kg/ft)	Min Bend Rad (in)	Min Bend Rad (mm)	Max Rec WP (psi)	Max Rec WP (bar)	Max Lg (ft)	Stock Status **
7777-2000	2	50.8	4	2.720	69.1	1.61	0.73	8.0	203.2	300	20.7	200	N
7777-2500	2-1/2	63.5	4	3.290	83.6	2.29	1.04	10.0	25.0	300	20.7	200	N
7777-3000	3	76.2	4	3.930	99.8	3.15	1.43	12.0	304.8	300	20.7	200	Y
7777-4000	4	101.6	4	4.980	126.5	4.44	2.01	16.0	406.4	300	20.7	200	Y

Hose Assemblies: Per customer specification; hydrostatically tested to 600 psi (41.4 bar) and certified. Available only from Parker or Parker Certified Aircraft Fueling Hose Assembly Fabricators.

* **Couplings:** Refer to CrimpSource at www.safehose.com for coupling recommendations and crimp specifications.

** **Stock:** "Y" indicates stocked item; "N" indicates non-stocked item. Stock status subject to change. Contact Parker Customer Service.



Deadman Twin Sensing Hose

Red / Green

Series 7139

Series 7139 is a flexible air hose incorporated in pneumatic closed-circuit control systems to prevent fuel spills during aircraft fueling operations. The hose is connected to air-actuated shut-off valves that are controlled by the aircraft fueling operator at all times during fueling operations. Series 7139 hose lines are chemically bonded to prevent separation and maximize flexibility, and the distinctive red/green covers provide color-coded identification. The hose features a nitrile tube that is resistant to oil and a chloroprene cover that is resistant to oil and weathering.

NOTE: Do not use for welding service.

Tube:	Black nitrile
Reinforcement:	Multiple textile plies
Cover:	Red and green chloroprene; smooth finish
Temp. Range:	-30°F to +200°F (-34°C to +93°C)
Brand Method:	White ink on red hose
Brand Example:	PARKER SERIES 7139 DEADMAN TWIN HOSE 1/4 ID 200 PSI MAX WP MADE IN USA (DATE CODE)
Design Factor:	4:1
Industry Standards:	None applicable
Applications:	Air hose incorporated in pneumatic closed-circuit control systems associated with aircraft fueling operations
Vacuum:	Not rated
Compare to:	Carter 64406; Veyance Deadman Aircraft Refueling
Packaging:	Reels

Part Number	ID (in)	ID (mm)	Reinf Plies	OD (in)	OD (mm)	Approx Wt (lbs/ft)	Approx Wt (kg/ft)	Min Bend Rad (in)	Min Bend Rad (mm)	Max Rec WP (psi)	Max Rec WP (bar)	Perm Cplg Rec *	Std Pack Qty (ft)	Stock Status **
7139-251	1/4	6.4	2	0.531	13.5	0.19	0.09	2.0	50.8	200	13.8	*	800	Y

* **Couplings:** Refer to CrimpSource at www.safehose.com for coupling recommendations and crimp specifications.

** **Stock:** "Y" indicates stocked item; "N" indicates non-stocked item. Stock status subject to change. Contact Parker Customer Service.

⚠ WARNING! Couplings attached with bands or clamps may reduce the working pressure of the hose assembly to less than the maximum rated working pressure of the hose. [Refer to the NAHAD Industrial Hose Assembly Guidelines.](#)



Twin Sensing Hose

Yellow / Green

Series 7140

Series 7140 is a flexible air hose for aircraft fueling systems that incorporate in-ground hydrants commonly found at large metropolitan airports. Twin sensing hose operates between the vehicle dispenser control system and the hydrant coupler/control valve, supplying data to monitor the flow and pressure of fuel being pumped into the aircraft. Series 7140 hose lines are chemically bonded to prevent separation and maximize flexibility, and the distinctive yellow/green covers provide color-coded identification. The hose features a nitrile tube that is resistant to oil and a chloroprene cover that is resistant to oil and weathering.

Tube:	Black nitrile
Reinforcement:	Multiple textile plies
Cover:	Yellow and green chloroprene; smooth finish
Temp. Range:	-30°F to +200°F (-34°C to +93°C)
Brand Method:	White ink on green hose
Brand Example:	PARKER SERIES 7140 TWIN SENSING HOSE 3/8 ID 250 PSI MAX WP MADE IN USA (DATE CODE)
Design Factor:	4:1
Industry Standards:	None applicable
Applications:	Air hose incorporated in pneumatic closed-circuit control and data systems associated with aircraft refueling operations
Vacuum:	Not rated
Compare to:	Carter 64407; Veyance Refueling Sensing
Packaging:	Reels

Part Number	ID (in)	ID (mm)	Reinf Plies	OD (in)	OD (mm)	Approx Wt (lbs/ft)	Approx Wt (kg/ft)	Min Bend Rad (in)	Min Bend Rad (mm)	Max Rec WP (psi)	Max Rec WP (bar)	Perm Cplg Rec *	Std Pack Qty (ft)	Stock Status **
7140-381	3/8	9.5	2	0.656	16.7	0.29	0.13	3.0	76.2	250	17.2	HY	700	Y

* **Couplings:** Refer to CrimpSource at www.safehose.com for coupling recommendations and crimp specifications.

** **Stock:** "Y" indicates stocked item; "N" indicates non-stocked item. Stock status subject to change. Contact Parker Customer Service.

⚠ WARNING! Couplings attached with bands or clamps may reduce the working pressure of the hose assembly to less than the maximum rated working pressure of the hose. [Refer to the NAHAD Industrial Hose Assembly Guidelines.](#)

Petroleum – Dispenser



Hose Selector Guide – by application

Series	Trademark	Hose Application / Construction / Selector Guide		Tube	Cover	Size Range (in)	Pressure Range (psi)	Temp Range (°F)	Page No.
7114	SOFT-FLEX™	Gasoline dispenser	Softwall	Nitrile	CPE	5/8 - 1	150	-40 / +180	187
7124	SUPER-FLEX®	Gasoline dispenser	Semi-hardwall	Nitrile	CPE	5/8 - 1	150	-40 / +180	186
7174		Farm pump	Non-UL, no static wire	Nitrile	Chloroprene	3/4 - 1	50	-40 / +180	190
7175		Farm pump	Non-UL, static wire	Nitrile	Chloroprene	3/4 - 1	50	-40 / +180	188
7280	FLEX-EVER™	Gasoline dispenser	Hardwall	Nitrile	CPE	5/8 - 1	150	-40 / +180	185

NOTE: This is a guide only. It is the responsibility of the end user to select and/or test the most appropriate product for the application. Refer to product pages for specific data. Contact Parker for additional information.

Hose Selector Guide – by industry standard

Industry Standards	NFPA 30A (Factory Assemblies)	UL330 / ULC	UL30N4 (Factory Assemblies)
Hose Series	7114	7114	7114
	7124	7124	7124
	7280	7280	7280

NOTE: This is a guide only. It is the responsibility of the end user to select and/or test the most appropriate product for the application. Refer to product pages for specific data. Contact Parker for additional information.

Refer to [pages 9-10](#) for a complete listing of industry standards.

See [pages ii through iv](#) for an index of all product series by series number and [pages v through xv](#) for an index by application and by series name.

For Refined Fuel/Hose Compatibility Table, [refer to pages 213 and 214](#).

Due to continual product improvements, Parker reserves the right to alter specifications without prior notice.



FLEX-EVER™ 2000

Hardwall Gasoline Dispenser Hose

UL330/ULC

Series 7280

Series 7280 is designed to dispense or transfer refined fuels such as biodiesel (to B20 in dedicated service), diesel, ethanol (see first note), gasoline and oil. The hose meets all Underwriters Laboratories/Canada (UL330/ULC) requirements. The hardwall construction incorporates a dual wire helix that reduces meter creep and provides full suction capability, kink resistance, and a path to conduct a static electrical charge to ground. The cover is resistant to abrasion, cuts, oil and ozone, and will not mar the finish of a vehicle. Series 7280 is suitable for use with reeling devices or applications where retractable cables are employed.

NOTES: • Not UL listed for E85 service.

- Refer to the table on pages 213-214 for fuel compatibility and service conditions.
- Refer to the Safety and Technical section of this catalog for safety, handling and use information.

Tube:	Black nitrile
Reinforcement:	Multiple textile braids with dual wire helix
Cover:	Black CPE; wrapped finish
Temp. Range:	-40°F to +180°F (-40°C to +82°C)
Brand Method:	White ink
Brand Example:	PARKER SERIES 7280 FLEX-EVER™ 2000 GASOLINE HOSE (UL) LISTED 655N MH530 MADE IN USA B5 (DATE CODE) PN16 TRbF131T.2
Design Factor:	4:1
Industry Standards:	UL330/ULC; NFPA 30A and UL30N4 (factory assemblies)
Applications:	<ul style="list-style-type: none"> • Biodiesel (to B20 in dedicated service), diesel, ethanol, gasoline, oil • Gasoline dispensers and pumps
Vacuum:	Full
Compare to:	Gates Curb Pump 124HW; Veyance BC Gasoline
Packaging:	Reels

Part Number	ID (in)	ID (mm)	Reinf Braids	OD (in)	OD (mm)	Approx Wt (lbs/ft)	Approx Wt (kg/ft)	Min Bend Rad (in)	Min Bend Rad (mm)	Max Rec WP (psi)	Max Rec WP (bar)	Perm Cplg Rec *	Std Pack Qty (ft)	Stock Status **
7280-632A	5/8	15.9	2	1.031	26.2	0.39	0.18	3.0	76.2	150	10.3	*	500	Y
7280-752A	3/4	19.1	2	1.172	29.8	0.47	0.21	4.0	101.6	150	10.3	*	500	Y
7280-1002A	1	25.4	2	1.453	36.9	0.64	0.29	5.0	127.0	150	10.3	*	500	Y

Factory Assemblies: Available from stock in popular configurations that meet National Fire Protection Association (NFPA) 30A and UL 30N4 requirements. Contact Parker Customer Service.

* **Couplings:** Bulk gasoline dispenser hose couplings are not sold separately. Refer to CrimpSource at www.safehose.com for other coupling recommendations and crimp specifications.

** **Stock:** "Y" indicates stocked item; "N" indicates non-stocked item. Stock status subject to change. Contact Parker Customer Service.

⚠ WARNINGS!

- ▶ Couplings attached with bands or clamps may reduce the working pressure of the hose assembly to less than the maximum rated working pressure of the hose. Refer to the NAHAD Industrial Hose Assembly Guidelines.
- ▶ Do not use Parker gasoline dispenser hose for aircraft fueling applications. Use only API/NFPA qualified hose for aircraft fueling applications.



SUPER-FLEX® 2000

Semi-Hardwall Gasoline Dispenser Hose

UL330/ULC

Series 7124

Series 7124 is designed to dispense or transfer refined fuels such as biodiesel (to B20 in dedicated service), diesel, ethanol (see first note), gasoline and oil. The hose meets all Underwriters Laboratories/Canada (UL330/ULC) requirements. The semi-hardwall construction incorporates steel wire braided reinforcement that reduces meter creep and provides superior strength, crush-resistant durability, kink resistance and a path to conduct a static electrical charge to ground. The cover is resistant to abrasion, cuts, oil and ozone, and will not mar the finish of a vehicle. Series 7124 is suitable for use with reeling devices or applications where retractable cables are employed.

NOTES: • Not UL listed for E85 service.

- Refer to the table on pages 213-214 for fuel compatibility and service conditions.
- Refer to the Safety and Technical section of this catalog for safety, handling and use information.

Tube:	Black nitrile
Reinforcement:	One wire braid
Cover:	Black CPE; wrapped finish
Temp. Range:	-40°F to +180°F (-40°C to +82°C)
Brand Method:	White ink
Brand Example:	PARKER SERIES 7124 SUPER-FLEX® 2000 GASOLINE HOSE (UL) LISTED 655N MADE IN USA MH530 (DATE CODE)
Design Factor:	4:1
Industry Standards:	UL330/ULC; NFPA 30A and UL30N4 (factory assemblies)
Applications:	<ul style="list-style-type: none"> • Biodiesel (to B20 in dedicated service), diesel, ethanol, gasoline, oil • Gasoline dispensers and pumps
Vacuum:	Not recommended
Compare to:	Thermoid Pumpflex II Hardwall, Veyance Flexsteel Hardwall
Packaging:	Reels

Part Number	ID (in)	ID (mm)	Reinf Braids	OD (in)	OD (mm)	Approx Wt (lbs/ft)	Approx Wt (kg/ft)	Min Bend Rad (in)	Min Bend Rad (mm)	Max Rec WP (psi)	Max Rec WP (bar)	Perm Cplg Rec *	Std Pack Qty (ft)	Stock Status **
7124-631A	5/8	15.9	1	0.969	24.6	0.35	0.16	3.0	76.2	150	10.3	*	500	Y
7124-751A	3/4	19.1	1	1.100	28.2	0.42	0.19	4.0	101.6	150	10.3	*	500	Y
7124-1001A	1	25.4	1	1.340	34.0	0.50	0.23	5.0	127.0	150	10.3	*	500	Y


Factory Assemblies: Available from stock in popular configurations that meet National Fire Protection Association (NFPA) 30A and UL 30N4 requirements. Contact Parker Customer Service.

* **Couplings:** Bulk gasoline dispenser hose couplings are not sold separately. Refer to CrimpSource at www.safehose.com for other coupling recommendations and crimp specifications.

** **Stock:** "Y" indicates stocked item; "N" indicates non-stocked item. Stock status subject to change. Contact Parker Customer Service.

⚠ WARNINGS!

- ▶ Couplings attached with bands or clamps may reduce the working pressure of the hose assembly to less than the maximum rated working pressure of the hose. Refer to the NAHAD Industrial Hose Assembly Guidelines.
- ▶ Do not use Parker gasoline dispenser hose for aircraft fueling applications. Use only API/NFPA qualified hose for aircraft fueling applications.



SOFT-FLEX™ 2000

Softwall Gasoline Dispenser Hose

UL330/ULC

Series 7114

Series 7114 is designed to dispense or transfer refined fuels such as biodiesel (to B20 in dedicated service), diesel, ethanol (see first note), gasoline and oil. The hose meets all Underwriters Laboratories/Canada (UL330/ULC) requirements. The softwall construction incorporates multiple textile plies of reinforcement for flexibility and kink resistance, and a static wire as a path to conduct a static electrical charge to ground. The cover is resistant to abrasion, cuts, oil and ozone, and will not mar the finish of a vehicle.

NOTES: • Not UL listed for E85 service.

- Refer to the table on pages 213-214 for fuel compatibility and service conditions.
- Refer to the Safety and Technical section of this catalog for safety, handling and use information.

Tube:	Black nitrile
Reinforcement:	Multiple textile plies with static wire
Cover:	Black CPE; smooth finish
Temp. Range:	-40°F to +180°F (-40°C to +82°C)
Brand Method:	White ink
Brand Example:	PARKER SERIES 7114 SOFT-FLEX™ 2000 GASOLINE HOSE 4SP UL LISTED 655N MH530 MADE IN USA (DATE CODE)
Design Factor:	4:1
Industry Standards:	UL330/ULC; NFPA 30A and UL30N4 (factory assemblies)
Applications:	<ul style="list-style-type: none"> • Biodiesel (to B20 in dedicated service), diesel, ethanol, gasoline, oil • Gasoline dispensers and pumps
Vacuum:	Not recommended
Compare to:	Thermoid Pumpflex I Softwall, Veyance Pacer
Packaging:	Reels

Part Number	ID (in)	ID (mm)	Reinf Plies	OD (in)	OD (mm)	Approx Wt (lbs/ft)	Approx Wt (kg/ft)	Min Bend Rad (in)	Min Bend Rad (mm)	Max Rec WP (psi)	Max Rec WP (bar)	Perm Cplg Rec *	Std Pack Qty (ft)	Stock Status **
7114-63154A	5/8	15.9	4	0.960	24.4	0.27	0.12	5.0	127.0	150	10.3	*	475	N
7114-75154A	3/4	19.1	4	1.100	27.9	0.34	0.15	6.0	152.4	150	10.3	*	350	Y
7114-100154A	1	25.4	4	1.390	35.3	0.47	0.21	8.0	203.2	150	10.3	*	250	Y

Factory Assemblies: Available from stock in popular configurations that meet National Fire Protection Association (NFPA) 30A and UL 30N4 requirements. Contact Parker Customer Service.

* **Couplings:** Bulk gasoline dispenser hose couplings are not sold separately. Refer to CrimpSource at www.safehose.com for other coupling recommendations and crimp specifications.

** **Stock:** "Y" indicates stocked item; "N" indicates non-stocked item. Stock status subject to change. Contact Parker Customer Service.

⚠ WARNINGS!

- ▶ Couplings attached with bands or clamps may reduce the working pressure of the hose assembly to less than the maximum rated working pressure of the hose. Refer to the [NAHAD Industrial Hose Assembly Guidelines](#).
- ▶ Do not use Parker gasoline dispenser hose for aircraft fueling applications. Use only API/NFPA qualified hose for aircraft fueling applications.



Farm Pump / Gravity Tank Fuel Hose

Static Wire

Not UL Listed

Series 7175

Series 7175 is designed for low pressure dispensing or transfer of refined fuels such as biodiesel (to B20 in dedicated service), diesel, ethanol, gasoline and oil from drums, gravity feed farm pumps, hand pumps, powered pumps, skid tanks and storage tanks where Underwriters Laboratories (UL) listing is not required. The softwall construction incorporates multiple textile plies of reinforcement for flexibility and a static wire as a path to conduct a static electrical charge to ground. The cover is resistant to abrasion, oil and ozone.

NOTES:

- Refer to the table on pages 213-214 for fuel compatibility and service conditions.
- Refer to the Safety and Technical section of this catalog for safety, handling and use information.

Tube:	Black nitrile
Reinforcement:	Multiple textile plies with static wire
Cover:	Black chloroprene; smooth finish
Temp. Range:	-40°F to +180°F (-40°C to +82°C)
Brand Method:	White ink
Brand Example:	PARKER SERIES 7175 FARM PUMP HOSE W/STATIC WIRE (ID) XX PSI MAX WP MADE IN USA (DATE CODE)
Design Factor:	4:1
Applications:	<ul style="list-style-type: none"> • Biodiesel (to B20 in dedicated service), diesel, ethanol, gasoline, oil • Gravity tanks, hand pumps, powered pumps • Agriculture
Vacuum:	Not recommended
Compare to:	Thermoid Premier Farm Tank
Packaging:	Reels

Part Number	ID (in)	ID (mm)	Reinf Plies	OD (in)	OD (mm)	Approx Wt (lbs/ft)	Approx Wt (kg/ft)	Min Bend Rad (in)	Min Bend Rad (mm)	Max Rec WP (psi)	Max Rec WP (bar)	Perm Cplg Rec *	Std Pack Qty (ft)	Stock Status **
7175-75052	3/4	19.1	2	1.112	28.2	0.35	0.16	5.0	127.0	50	3.4	*	400	N
7175-100052	1	25.4	2	1.390	35.3	0.48	0.22	8.0	203.2	50	3.4	*	300	N

Factory Assemblies: Available in popular configurations. See next page.

* **Couplings:** Bulk farm pump hose couplings are not sold separately. Refer to CrimpSource at www.safehose.com for other coupling recommendations and crimp specifications.

** **Stock:** "Y" indicates stocked item; "N" indicates non-stocked item. Stock status subject to change. Contact Parker Customer Service.

(Continued on the following page)

⚠ WARNINGS!

- ▶ Couplings attached with bands or clamps may reduce the working pressure of the hose assembly to less than the maximum rated working pressure of the hose. Refer to the NAHAD Industrial Hose Assembly Guidelines.
- ▶ Do not use Parker farm pump hose for aircraft fueling or service station applications. Use only API/NFPA qualified hose for aircraft fueling applications. Use only UL330 listed hose for service station applications.

Series 7175 – Farm Pump / Gravity Tank Fuel Hose, Static Wire (Continued)

Farm Pump Hose Factory Assemblies

Crimped on Brass Rigid Male NPT Couplings Each End

Cartons

Part Number	ID (in)	ID (mm)	Length (ft)	Length (mtrs)	Approx Wt (lbs/ea)	Approx Wt (kg/ea)	Std Pack Qty (ea)	Stock Status **
3/4" NPT Each End								
71753PR-120	3/4	19.1	10	3.05	3.57	1.62	10	N
71753PR-144	3/4	19.1	12	3.66	4.17	1.89	10	N
71743PR-168	3/4	19.1	14	4.27	4.76	2.16	10	N

** **Stock:** "Y" indicates stocked item; "N" indicates non-stocked item. Stock status subject to change.
Contact Parker Customer Service.

Part Number	ID (in)	ID (mm)	Length (ft)	Length (mtrs)	Approx Wt (lbs/ea)	Approx Wt (kg/ea)	Std Pack Qty (ea)	Stock Status **
1" NPT Each End								
71751PR-120	1	25.4	10	3.05	5.46	2.48	5	N
71751PR-144	1	25.4	12	3.66	6.39	2.90	5	N
71751PR-168	1	25.4	14	4.27	7.32	3.32	5	N

** **Stock:** "Y" indicates stocked item; "N" indicates non-stocked item. Stock status subject to change.
Contact Parker Customer Service.



Farm Pump / Gravity Tank Fuel Hose

No Static Wire

Not UL Listed

Series 7174

Series 7174 is designed for low pressure gravity flow dispensing or transfer of refined fuels such as biodiesel (to B20 in dedicated service), diesel, ethanol, gasoline and oil from drums, gravity feed farm pumps, hand pumps, skid tanks and storage tanks where Underwriters Laboratories (UL) listing is not required. The softwall construction incorporates multiple textile plies of reinforcement for flexibility. The cover is resistant to abrasion, oil and ozone.

NOTES: • Do not use with powered pumps.

- Refer to the table on pages 213-214 for fuel compatibility and service conditions.
- Refer to the Safety and Technical section of this catalog for safety, handling and use information.

Tube: Black nitrile
Reinforcement: Multiple textile plies
Cover: Black chloroprene; smooth finish
Temp. Range: -40°F to +180°F (-40°C to +82°C)
Brand Method: White ink
Brand Example: PARKER SERIES 7174 FARM PUMP / GRAVITY TANK FUEL HOSE (ID) XX PSI MAX WP MADE IN USA (DATE CODE)

Design Factor: 4:1

Applications:

- Biodiesel (to B20 in dedicated service), diesel, ethanol, gasoline, oil
- Gravity tanks, hand pump dispensers
- Agriculture

Vacuum: Not recommended

Compare to: Thermoid Premier Farm Tank, Veyance Aggie Gas

Packaging: Reels

Part Number	ID (in)	ID (mm)	Reinf Plies	OD (in)	OD (mm)	Approx Wt (lbs/ft)	Approx Wt (kg/ft)	Min Bend Rad (in)	Min Bend Rad (mm)	Max Rec WP (psi)	Max Rec WP (bar)	Perm Cplg Rec *	Std Pack Qty (ft)	Stock Status **
7174-75052	3/4	19.1	2	1.063	27.0	0.29	0.13	5.0	127.0	50	3.4	*	400	Y
7174-100052	1	25.4	2	1.375	34.9	0.45	0.20	8.0	203.2	50	3.4	*	300	Y

Factory Assemblies: Available in popular configurations. See next page.

* **Couplings:** Bulk farm pump hose couplings are not sold separately. Refer to CrimpSource at www.safehose.com for other coupling recommendations and crimp specifications.

** **Stock:** "Y" indicates stocked item; "N" indicates non-stocked item. Stock status subject to change. Contact Parker Customer Service.

(Continued on the following page)

⚠ WARNINGS!

- ▶ Couplings attached with bands or clamps may reduce the working pressure of the hose assembly to less than the maximum rated working pressure of the hose. Refer to the [NAHAD Industrial Hose Assembly Guidelines](#).
- ▶ Do not use Parker farm pump hose for aircraft fueling or service station applications. Use only API/NFPA qualified hose for aircraft fueling applications. Use only UL330 listed hose for service station applications.

Series 7174 – Farm Pump / Gravity Tank Fuel Hose, No Static Wire (Continued)

Farm Pump Hose Factory Assemblies

Crimped on Brass Rigid Male NPT Couplings Each End

Cartons

Part Number	ID (in)	ID (mm)	Length (ft)	Length (mtrs)	Approx Wt (lbs/ea)	Approx Wt (kg/ea)	Std Pack Qty (ea)	Stock Status **
3/4" NPT Each End								
71743PR-96	3/4	19.1	8	2.44	2.98	1.35	10	N
71743PR-120	3/4	19.1	10	3.05	3.57	1.62	10	N
71743PR-144	3/4	19.1	12	3.66	4.17	1.89	10	N
71743PR-168	3/4	19.1	14	4.27	4.76	2.16	10	N

** **Stock:** "Y" indicates stocked item; "N" indicates non-stocked item. Stock status subject to change.
Contact Parker Customer Service.

Part Number	ID (in)	ID (mm)	Length (ft)	Length (mtrs)	Approx Wt (lbs/ea)	Approx Wt (kg/ea)	Std Pack Qty (ea)	Stock Status **
1" NPT Each End								
71741PR-96	1	25.4	8	2.44	4.37	1.98	5	N
71741PR-120	1	25.4	10	3.05	5.46	2.48	5	N
71741PR-144	1	25.4	12	3.66	6.39	2.90	5	N
71741PR-168	1	25.4	14	4.27	7.32	3.32	5	N

** **Stock:** "Y" indicates stocked item; "N" indicates non-stocked item. Stock status subject to change.
Contact Parker Customer Service.

Petroleum – LPG



Hose Selector Guide – by application

Series	Trademark	Hose Application / Construction / Selector Guide		Tube	Cover	Size Range (in)	Pressure Range (psi)	Temp Range (°F)	Page No.
7122		Farm, light industrial	Non-UL applications	Nitrile	Chloroprene	3/8	350	-20 / +160	210
7132		Delivery, industrial		Nitrile	Chloroprene	3/16 - 1	350	-40 / +180	195
7132XTC	X-TREME™	Delivery, industrial	Low temperature (-65°F)	Nitrile	Chloroprene	1/4 - 1	350	-65 / +180	198
7170		Gas grills, appliances		Nitrile	Chloroprene	1/4 - 3/8	350	-40 / +180	209
7231		Bulk loading/unloading, short connectors	Extremely durable	Nitrile	Chloroprene	1 - 2	350	-40 / +180	202
7232		Bulk loading/unloading, short connectors		Nitrile	Chloroprene	1-1/4 - 2	350	-40 / +180	200
7233		Fork lifts, utility vehicles		Nitrile	Chloroprene	5/16	350	-40 / +180	206
7243		Fork lifts, utility vehicles		Nitrile	Textile	1/4 - 1/2	350	-40 / +180	207
SS106		Bulk loading/unloading	Non-UL applications	Nitrile	Nitrile	1-1/4 - 4	350	-40 / +180	204

NOTE: This is a guide only. It is the responsibility of the end user to select and/or test the most appropriate product for the application. Refer to product pages for specific data. Contact Parker for additional information.

Hose Selector Guide – by industry standard

Industry Standards	CGA (CAN) 8.1-M86	ISO 2928-1986 (E)	UL21	UL569 / CSA
Hose Series	7132 7132XTC 7170 7231 7232	SS106	7132 7132XTC 7231 7232 7233 7243	7170

NOTE: This is a guide only. It is the responsibility of the end user to select and/or test the most appropriate product for the application. Refer to product pages for specific data. Contact Parker for additional information.

Refer to pages 9-10 for a complete listing of industry standards.

See pages ii through iv for an index of all product series by series number and pages v through xv for an index by application and by series name.

Due to continual product improvements, Parker reserves the right to alter specifications without prior notice.



LP Gas Hose

UL21, CGA Type I

Series 7132

Series 7132 is a flexible, lightweight liquefied petroleum gas (LPG)/propane delivery and transfer hose. The hose meets all Underwriters Laboratories (UL21) and Canadian Gas Association (CGA Type I) requirements. The construction incorporates multiple textile plies of reinforcement for flexibility and kink resistance. The perforated cover is resistant to mild chemicals, oil and ozone. Series 7132 is available in long lengths on reels, long cut lengths and factory-tested assemblies from stock in popular configurations.

NOTE: Refer to the [Safety and Technical section](#) of this catalog for safety, handling and use information.

Series 7132 and DOT: LPG hose assemblies installed on on-road vehicles must meet Department of Transportation (DOT) requirements. Factory assemblies (3/4" and larger) are pressure tested, one of the fittings is etched with a unique DOT certification number, and a document incorporating the identical certification number accompanies each assembly. Metal DOT identification bands are also available/attached for an additional charge at customer request. Contact Parker.

Series 7132 and Natural Gas: The molecules of natural gas are small, enhancing their ability to permeate through standard rubber hose constructions. The permeation process is more rapid as the working pressure increases, and natural gas accumulates with potentially dangerous consequences. Series 7132 may be used for natural gas service, but ONLY under ALL of the following conditions:

- The application must be in a well-ventilated environment: Outdoors, or indoors with significant continuous air movement.
- Series 7132 is not to replace fixed/rigid pipe where that material is more appropriate due to reduced permeation and overall strength and durability. Use rigid pipe, non-permeable tubing or hose with barrier constructions to convey natural gas whenever possible.

Series 7132 and Compressed Natural Gas (CNG): Series 7132 is not for use in any CNG application, including fuel dispensing, on-board vehicle fuel lines, or fuel transfer.

Series 7132 and Anhydrous Ammonia (NH₃): Series 7132 is not for use with anhydrous ammonia.

Tube:	Black nitrile
Reinforcement:	Multiple textile plies
Cover:	Black chloroprene; perforated smooth finish
Temp. Range:	-40°F to +180°F (-40°C to +82°C) (The hose construction is capable of this rating, but LP Gas should NEVER be conveyed over 140°F/60°C)
Brand Method:	Impression
Brand Example:	PARKER SERIES 7132 (ID) CSA® CAN 1-8.1 CGA TYPE I CAUTION - LP GAS HOSE MH6737 C UH® US ISSUE NO. XXXXXX 350 PSI MAX WP MADE IN USA (DATE CODE)
Design Factor:	5:1
Industry Standards:	UL21; CAN/CGA-8.1-M86 Type I; optional DOT factory hose assembly testing and marking also available for sizes smaller than 3/4". Contact Parker.
Applications:	<ul style="list-style-type: none"> • LP gas/propane • Cookers, grills, heaters, weed burners; delivery, transfer • Agriculture, commercial and residential heating, construction, general industrial
Vacuum:	Not recommended
Compare to:	Boston Blackline (LPG); Gates LP350; Thermoid Type 75
Packaging:	Cartons, coils, reels ("E" suffix in part number indicates UPS-shippable reel under 80 pounds)

(Continued on the following page)

Series 7132 – LP Gas Hose, UL21, CGA Type I (Continued)

Part Number	ID (in)	ID (mm)	Reinf Plies	OD (in)	OD (mm)	Approx Wt (lbs/ft)	Approx Wt (kg/ft)	Min Bend Rad (in)	Min Bend Rad (mm)	Max Rec WP (psi)	Max Rec WP (bar)	Perm Cplg Rec *	Std Pack Qty (ft)	Stock Status **
7132-19352	3/16	4.8	2	0.510	13.0	0.11	0.05	2.0	50.8	350	24.1	*	800	N
7132-25354	1/4	6.4	4	0.610	15.5	0.15	0.07	2.5	63.5	350	24.1	7661	750	Y
7132-25354E	1/4	6.4	4	0.610	15.5	0.15	0.07	2.5	63.5	350	24.1	7661	350	Y
7132-38354	3/8	9.5	4	0.760	19.1	0.22	0.10	3.5	88.9	350	24.1	HY	600	Y
7132-38354E	3/8	9.5	4	0.760	19.1	0.22	0.10	3.5	88.9	350	24.1	HY	300	Y
7132-50354	1/2	12.7	4	0.937	23.8	0.32	0.15	4.5	114.3	350	24.1	7661	500	Y
7132-75354	3/4	19.1	4	1.250	31.8	0.50	0.23	6.5	165.1	350	24.1	HY	350	Y
7132-75354100	3/4	19.1	4	1.250	31.8	0.50	0.23	6.5	165.1	350	24.1	HY	2 x 100	Y
7132-75354125	3/4	19.1	4	1.250	31.8	0.50	0.23	6.5	165.1	350	24.1	HY	1 x 125	Y
7132-75354150	3/4	19.1	4	1.250	31.8	0.50	0.23	6.5	165.1	350	24.1	HY	1 x 150	Y
7132-75354200	3/4	19.1	4	1.250	31.8	0.50	0.23	6.5	165.1	350	24.1	HY	1 x 200	Y
7132-100354	1	25.4	4	1.500	38.1	0.63	0.29	7.5	190.5	350	24.1	7661	300	Y
7132-100354100	1	25.4	4	1.500	38.1	0.63	0.29	7.5	190.5	350	24.1	7661	100	Y
7132-100354125	1	25.4	4	1.500	38.1	0.63	0.29	7.5	190.5	350	24.1	7661	1 x 125	Y
7132-100354150	1	25.4	4	1.500	38.1	0.63	0.29	7.5	190.5	350	24.1	7661	1 x 150	Y
7132-100354200	1	25.4	4	1.500	38.1	0.63	0.29	7.5	190.5	350	24.1	7661	200	Y

* **Couplings:** Refer to CrimpSource at www.safehose.com for coupling recommendations and crimp specifications.

** **Stock:** “Y” indicates stocked item; “N” indicates non-stocked item. Stock status subject to change. Contact Parker Customer Service.

⚠️ WARNINGS!

- ▶ Use only with couplings qualified by Parker. Do not use with male swivel couplings or other couplings containing o-rings, which may dry out, crack and fail over time.
- ▶ When using this product in a mobile application such as delivery or service vehicles, the inspection procedures detailed in [DOT regulation 49CFR 180.416](#) must be strictly adhered to.

(Factory Assemblies on the following page)

LP Gas Hose – Factory Assemblies

UL21 / CGA Type I

Series 7132

Crimped-on Carbon Steel Couplings, Rigid Male NPT Thread x Rigid Male NPT Thread
Cartons



Factory assemblies (3/4" and larger) are Department of Transportation (DOT) pressure-tested, one of the fittings is etched with a unique DOT certification number, and a document incorporating the identical certification number accompanies each assembly. Metal DOT identification bands are also available/attached at an additional charge per customer request. Contact Parker.

Part Number	ID (in)	ID (mm)	Length (ft)	Length (mtrs)	Approx Wt (lbs/ea)	Approx Wt (kg/ea)	Std Pack Qty (ea)	Stock Status **
7132TY08MP-72	1/2	12.7	6	1.83	2.53	1.15	1	Y
7132TY08MP-96	1/2	12.7	8	2.44	3.17	1.44	10	Y
7132TY08MP-120	1/2	12.7	10	3.05	3.82	1.73	10	Y
7132TY08MP-144	1/2	12.7	12	3.66	4.46	2.02	10	Y
7132TY08MP-180	1/2	12.7	15	4.57	5.42	2.46	10	Y
7132TY08MP-216	1/2	12.7	18	5.49	6.39	2.90	10	Y
7132TY08MP-240	1/2	12.7	20	6.10	7.03	3.19	10	Y
7132TY08MP-300	1/2	12.7	25	7.62	8.64	3.92	10	Y
7132TY08MP-600	1/2	12.7	50	15.24	16.68	7.57	10	Y
7132TY08MP-1200	1/2	12.7	100	30.48	32.75	14.86	1	Y
7132HY12MP-12	3/4	19.1	1	0.30	1.31	0.59	1	Y
7132HY12MP-36	3/4	19.1	3	0.91	2.34	1.06	8	Y
7132HY12MP-120	3/4	19.1	10	3.05	5.92	2.69	8	Y
7132HY12MP-144	3/4	19.1	12	3.66	6.95	3.15	10	Y
7132HY12MP-180	3/4	19.1	15	4.57	8.48	3.85	10	Y
7132HY12MP-216	3/4	19.1	18	5.49	10.02	4.55	1	Y
7132HY12MP-300	3/4	19.1	25	7.62	13.61	6.17	1	Y
7132HY12MP-1200	3/4	19.1	100	30.48	52.03	23.60	1	N
7132HY12MP-1500	3/4	19.1	125	38.10	64.84	29.41	1	N
7132HY12MP-1800	3/4	19.1	150	45.70	77.65	35.22	1	Y
7132LAR16MP-1200	1	25.4	100	30.48	65.06	29.51	1	Y
7132LAR16MP-1500	1	25.4	125	38.10	80.98	36.73	1	Y
7132LAR16MP-1800	1	25.4	150	45.70	96.90	43.95	1	Y
7132LAR16MP-2100	1	25.4	175	53.34	112.81	51.17	1	N

** Stock: "Y" indicates stocked item; "N" indicates non-stocked item. Stock status subject to change. Contact Parker Customer Service.



X-TREME™

Low Temperature LP Gas Hose

UL21, CGA Type I

Series 7132XTC

Series 7132XTC is a flexible, lightweight, low temperature liquefied petroleum gas (LPG)/propane delivery and transfer hose. The hose meets all Underwriters Laboratories (UL21) and Canadian Gas Association (CGA Type I) requirements. The construction stays flexible to -65°F (-53°C) and incorporates multiple textile plies of reinforcement for flexibility and kink resistance. The perforated cover is resistant to mild chemicals, oil and ozone. Series 7132XTC is available in long lengths on reels, long cut lengths and factory-tested assemblies from stock in popular configurations.

NOTE: Refer to the [Safety and Technical section](#) of this catalog for safety, handling and use information.

Series 7132XTC and DOT: LPG hose assemblies installed on on-road vehicles must meet Department of Transportation (DOT) requirements. Factory assemblies (3/4" and larger) are pressure tested, one of the fittings is etched with a unique DOT certification number, and a document incorporating the identical certification number accompanies each shipment. Metal DOT identification bands are also attached at an additional charge per customer request. Contact Parker.

Series 7132XTC and Natural Gas: The molecules of natural gas are small, enhancing their ability to permeate through standard rubber hose constructions. The permeation process is more rapid as the working pressure increases, and natural gas accumulates with potentially dangerous consequences. Series 7132XTC may be used for natural gas service, but **ONLY** under ALL of the following conditions:

- The application must be in a well-ventilated environment: Outdoors, or indoors with significant continuous air movement.
- Series 7132XTC is not to replace fixed/rigid pipe where that material is more appropriate due to reduced permeation and overall strength and durability. Use rigid pipe, non-permeable tubing or hose with barrier constructions to convey natural gas whenever possible.

Series 7132XTC and Compressed Natural Gas (CNG): Series 7132XTC is not for use in any CNG application, including fuel dispensing, on-board vehicle fuel lines, or fuel transfer.

Series 7132XTC and Anhydrous Ammonia (NH₃): Series 7132XTC is not for use with anhydrous ammonia.

Tube:	Black nitrile
Reinforcement:	Multiple textile plies
Cover:	Black chloroprene; perforated smooth finish
Temp. Range:	-65°F to +180°F (-53°C to +82°C) (The hose construction is capable of this rating, but LP Gas should NEVER be conveyed over 140°F/60°C)
Brand Method:	Impression
Brand Example:	PARKER SERIES 7132XTC X-TREME CGA TYPE I CAUTION - LP GAS HOSE (-65°F) MH6737 C U#® US ISSUE NO. XXXXX 350 PSI MAX WP MADE IN USA B2 (DATE CODE)
Design Factor:	5:1
Industry Standards:	UL21; CAN/CGA-8.1-M86 Type I; optional DOT factory hose assembly testing and marking also available for sizes smaller than 3/4". Contact Parker.
Applications:	<ul style="list-style-type: none"> • LP gas/propane • Low temperature delivery, transfer • Agriculture, commercial and residential heating, construction, general industrial
Vacuum:	Not recommended
Compare to:	Thermoid Polarflex
Packaging:	Cartons, coils, reels

(Continued on the following page)

Series 7132XTC – X-TREME™ Low Temperature LP Gas Hose, UL21, CGA Type I (Continued)

Part Number	ID (in)	ID (mm)	Reinf Plies	OD (in)	OD (mm)	Approx Wt (lbs/ft)	Approx Wt (kg/ft)	Min Bend Rad (in)	Min Bend Rad (mm)	Max Rec WP (psi)	Max Rec WP (bar)	Perm Cplg Rec *	Std Pack Qty (ft)	Stock Status **
7132XTC-25354	1/4	6.4	4	0.610	15.5	0.14	0.06	2.5	63.5	350	24.1	7661	750	Y
7132XTC-38354	3/8	9.5	4	0.760	19.3	0.21	0.10	3.5	88.9	350	24.1	HY	650	N
7132XTC-50354	1/2	12.7	4	0.937	23.8	0.30	0.14	4.5	114.3	350	24.1	7661	500	N
7132XTC-75354	3/4	19.1	4	1.250	31.8	0.48	0.22	6.5	165.1	350	24.1	HY	350	Y
7132XTC-1000	1	25.4	4	1.500	38.1	0.63	0.29	7.5	190.5	350	24.1	7661	250	Y
7132XTC-1000100	1	25.4	4	1.500	38.1	0.63	0.29	7.5	190.5	350	24.1	7661	1 x 100	Y
7132XTC-1000125	1	25.4	4	1.500	38.1	0.63	0.29	7.5	190.5	350	24.1	7661	1 x 125	Y
7132XTC-1000150	1	25.4	4	1.500	38.1	0.63	0.29	7.5	190.5	350	24.1	7661	1 x 150	Y

* **Couplings:** Refer to CrimpSource at www.safehose.com for coupling recommendations and crimp specifications.

** **Stock:** "Y" indicates stocked item; "N" indicates non-stocked item. Stock status subject to change. Contact Parker Customer Service.

⚠ WARNINGS!

- ▶ Use only with couplings qualified by Parker. Do not use with male swivel couplings or other couplings containing o-rings, which may dry out, crack and fail over time.
- ▶ When using this product in a mobile application such as delivery or service vehicles, the inspection procedures detailed in [DOT regulation 49CFR 180.416](#) must be strictly adhered to.

LP Gas Hose – Factory Assemblies UL21 / CGA Type I – Low Temperature Series 7132XTC

Crimped-on Carbon Steel Couplings, Rigid Male NPT Thread x Rigid Male NPT Thread
Cartons



Factory assemblies (3/4" and larger) are Department of Transportation (DOT) pressure-tested, one of the fittings is etched with a unique DOT certification number, and a document incorporating the identical certification number accompanies each assembly. Metal DOT identification bands are also available/attached at an additional charge per customer request. Contact Parker.

Part Number	ID (in)	ID (mm)	Length (ft)	Length (mtrs)	Approx Wt (lbs/ea)	Approx Wt (kg/ea)	Std Pack Qty (ea)	Stock Status **
7132XTCLAR16MP-1200	1	25.4	100	30.48	61.65	27.96	1	Y
7132XTCLAR16MP-1500	1	25.4	125	38.10	76.71	34.80	1	Y
7132XTCLAR16MP-1800	1	25.4	150	45.70	91.78	41.63	1	Y

** **Stock:** "Y" indicates stocked item; "N" indicates non-stocked item. Stock status subject to change. Contact Parker Customer Service.



LP Gas Hose

UL21, CGA Type I

Series 7232

Series 7232 is a large diameter, flexible liquefied petroleum gas (LPG)/propane transfer hose for large volume bulk loading/unloading and vibration-resistant onboard vehicle connections. The hose meets all Underwriters Laboratories (UL21) and Canadian Gas Association (CGA Type I) requirements. The construction incorporates multiple braids of textile reinforcement for kink resistance and superior coupling retention. The perforated cover is resistant to mild chemicals, oil and ozone. Series 7232 is available in long lengths and factory-tested assemblies in popular configurations.

NOTE: Refer to the [Safety and Technical](#) section of this catalog for safety, handling and use information.

Series 7232 and DOT: LPG hose assemblies installed on on-road vehicles must meet Department of Transportation (DOT) requirements. Factory assemblies (all sizes) are pressure tested, one of the fittings is etched with a unique DOT certification number, and a document incorporating the identical certification number accompanies each assembly. Metal DOT identification bands are also available/attached for an additional charge at customer request. Contact Parker.

Series 7232 and Natural Gas: The molecules of natural gas are small, enhancing their ability to permeate through standard rubber hose constructions. The permeation process is more rapid as the working pressure increases, and natural gas accumulates with potentially dangerous consequences. Series 7232 may be used for natural gas service, but ONLY under ALL of the following conditions:

- The application must be in a well-ventilated environment: Outdoors, or indoors with significant continuous air movement.
- Series 7232 is not to replace fixed/rigid pipe where that material is more appropriate due to reduced permeation and overall strength and durability. Use rigid pipe, non-permeable tubing or hose with barrier constructions to convey natural gas whenever possible.

Series 7232 and Compressed Natural Gas (CNG): Series 7232 is not to be used for any CNG application, including fuel dispensing, on-board vehicle fuel lines, or fuel transfer.

Series 7232 and Anhydrous Ammonia (NH₃): Series 7232 is not for use with anhydrous ammonia.

Tube:	Black nitrile
Reinforcement:	Multiple textile braids
Cover:	Black chloroprene; perforated wrapped finish
Temp. Range:	-40°F to +180°F (-40°C to +82°C) (The hose construction is capable of this rating, but LP Gas should NEVER be conveyed over 140°F/60°C)
Brand Method:	Side one: Embossed Side two: Black text on yellow stripe
Brand Example:	Side one (Embossed): PARKER SERIES 7232 CGA TYPE I CAUTION - LP GAS HOSE MH6737 C U [®] US ISSUE NO. XXXX 350 PSI MAX WP MADE IN USA (DATE CODE) Side two (Stripe): PARKER LP GAS HOSE
Design Factor:	5:1
Industry Standards:	UL21; CAN/CGA-8.1-M86 Type I; optional DOT factory hose assembly testing and marking available. Contact Parker.
Applications:	<ul style="list-style-type: none"> • LP gas/propane • Bulk loading/unloading, in-plant tank transfer, transport • Agriculture, commercial and residential heating, construction, general industrial
Vacuum:	Not recommended
Compare to:	Boston Blackline (LPG); Gates LP350; Thermoid Type 65
Packaging:	Cartons, reels

(Continued on the following page)

Series 7232 – LP Gas Hose, UL21, CSA Type I (Continued)

Part Number	ID (in)	ID (mm)	Reinf Braids	OD (in)	OD (mm)	Approx Wt (lbs/ft)	Approx Wt (kg/ft)	Min Bend Rad (in)	Min Bend Rad (mm)	Max Rec WP (psi)	Max Rec WP (bar)	Perm Cplg Rec *	Std Pack Qty (ft)	Stock Status **
7232-1252	1-1/4	31.8	2	1.815	46.1	0.85	0.39	12.0	304.8	350	24.1	HY	300	Y
7232-1252100	1-1/4	31.8	2	1.815	46.1	0.85	0.39	12.0	304.8	350	24.1	HY	100	Y
7232-1503K	1-1/2	38.1	2	2.156	54.8	1.12	0.51	14.0	355.6	350	24.1	43	150	Y
7232-2003K	2	50.8	3	2.750	69.9	1.90	0.90	16.0	406.4	350	24.1	7661	150	Y

* **Couplings:** Refer to CrimpSource at www.safehose.com for coupling recommendations and crimp specifications.

** **Stock:** “Y” indicates stocked item; “N” indicates non-stocked item. Stock status subject to change. Contact Parker Customer Service.

⚠ WARNINGS!

- ▶ Use only with couplings qualified by Parker. Do not use with male swivel couplings or other couplings containing o-rings, which may dry out, crack and fail over time.
- ▶ When using this product in a mobile application such as delivery or service vehicles, the inspection procedures detailed in [DOT regulation 49CFR 180.416](#) must be strictly adhered to.

LP Gas Hose – Factory Assemblies UL21 / CGA Type I Series 7232

Crimped-on Carbon Steel Couplings, Rigid Male NPT Thread x Rigid Male NPT Thread
Cartons



Factory assemblies (all sizes) are Department of Transportation (DOT) pressure-tested, one of the fittings is etched with a unique DOT certification number, and a document incorporating the identical certification number accompanies each assembly. Metal DOT identification bands are also available/attached at an additional charge per customer request. Contact Parker.

Part Number	ID (in)	ID (mm)	Length (ft)	Length (mtrs)	Approx Wt (lbs/ea)	Approx Wt (kg/ea)	Std Pack Qty (ea)	Stock Status **
7232HY20MP-180	1-1/4	31.8	15	4.57	14.95	6.78	1	Y
7232LA32NP-144	2	50.8	12	3.66	27.84	12.63	1	Y
7232LA32NP-180	2	50.8	15	4.57	33.15	15.04	1	Y
7232LA32NP-228	2	50.8	19	5.79	40.23	18.25	1	Y

** **Stock:** “Y” indicates stocked item; “N” indicates non-stocked item. Stock status subject to change. Contact Parker Customer Service.



LP Gas Hose Stainless Steel Reinforced UL21, CGA Type I Series 7231

Series 7231 is a large diameter, extremely durable liquefied petroleum gas (LPG)/propane transfer hose for bulk loading/unloading and vibration-resistant onboard vehicle connections. The hose meets all Underwriters Laboratories (UL21) requirements and Canadian Gas Association (CGA Type I) requirements. The construction incorporates high tensile corrosion resistant stainless steel braided reinforcement for superior strength, durability and kink resistance. The perforated cover is resistant to mild chemicals, oil and ozone. Series 7231 is available in long lengths and factory-tested assemblies in popular configurations.

NOTE: Refer to the [Safety and Technical](#) section of this catalog for safety, handling and use information.

Series 7231 and DOT: LPG hose assemblies installed on on-road vehicles must meet Department of Transportation (DOT) requirements. Factory assemblies (all sizes) are pressure tested, one of the fittings is etched with a unique DOT certification number, and a document incorporating the identical certification number accompanies each assembly. Metal DOT identification bands are also available/attached for an additional charge at customer request. Contact Parker.

Series 7231 and Natural Gas: The molecules of natural gas are small, enhancing their ability to permeate through standard rubber hose constructions. The permeation process is more rapid as the working pressure increases, and natural gas accumulates with potentially dangerous consequences. Series 7231 may be used for natural gas service, but ONLY under ALL of the following conditions:

- The application must be in a well-ventilated environment: Outdoors, or indoors with significant continuous air movement.
- Series 7231 is not to replace fixed/rigid pipe where that material is more appropriate due to reduced permeation and overall strength and durability. Use rigid pipe, non-permeable tubing or hose with barrier constructions to convey natural gas whenever possible.

Series 7231 and Compressed Natural Gas (CNG): Series 7231 is not to be used for any CNG application, including fuel dispensing, on-board vehicle fuel lines, or fuel transfer.

Series 7231 and Anhydrous Ammonia (NH₃): Series 7231 is not for use with anhydrous ammonia.

Tube:	Black nitrile
Reinforcement:	One or multiple stainless steel braids
Cover:	Black chloroprene; perforated wrapped finish
Temp. Range:	-40°F to +180°F (-40°C to +82°C) (The hose construction is capable of this rating, but LP Gas should NEVER be conveyed over 140°F/60°C)
Brand Method:	Black text on blue stripe
Brand Example:	PARKER SERIES 7231 CGA TYPE I CAUTION - LP GAS HOSE MH6737 C UR® US ISSUE NO.XXXX 350 PSI MAX WP MADE IN USA (DATE CODE)
Design Factor:	5:1
Industry Standards:	UL21; CAN/CGA-8.1-M86 Type I; optional DOT factory hose assembly testing and marking available. Contact Parker.
Applications:	<ul style="list-style-type: none"> • LP gas/propane • Bulk loading/unloading; in-plant tank transfer • Petrochemical refineries
Vacuum:	Not recommended
Packaging:	Cartons

(Continued on the following page)

Series 7231 – LP Gas Hose, Stainless Steel Reinforced (Continued)

Part Number	ID (in)	ID (mm)	Reinf Braids	OD (in)	OD (mm)	Approx Wt (lbs/ft)	Approx Wt (kg/ft)	Min Bend Rad (in)	Min Bend Rad (mm)	Max Rec WP (psi)	Max Rec WP (bar)	Perm Cplg Rec *	Std Pack Qty (ft)	Stock Status **
7231-1001	1	25.4	1	1.500	38.1	0.77	0.35	12.0	304.8	350	24.1	43	200	Y
7231-1251	1-1/4	31.8	1	1.750	44.5	0.97	0.44	16.5	419.1	350	24.1	43	100	Y
7231-1501K	1-1/2	38.1	1	2.000	50.8	1.12	0.51	20.0	508.0	350	24.1	43, 71	150	Y
7231-2002K	2	50.8	2	2.625	66.7	1.87	0.85	25.5	635.0	350	24.1	WC, 43, 71, 7661	150	Y

* **Couplings:** Refer to CrimpSource at www.safehose.com for coupling recommendations and crimp specifications.

** **Stock:** “Y” indicates stocked item; “N” indicates non-stocked item. Stock status subject to change. Contact Parker Customer Service.

⚠ WARNINGS!

- Use only with couplings qualified by Parker. Do not use with male swivel couplings or other couplings containing o-rings, which may dry out, crack and fail over time.
- When using this product in a mobile application such as delivery or service vehicles, the inspection procedures detailed in [DOT regulation 49CFR 180.416](#) must be strictly adhered to.



LP Gas Hose Static Wire ISO 2928-1986 (E) Series SS106

Series SS106 is a large diameter, heavy duty liquefied petroleum gas (LPG)/propane transfer hose for large volume bulk loading/unloading. The hose construction incorporates multiple plies of textile reinforcement for flexibility and kink resistance, and the perforated cover is resistant to abrasion, oil and ozone. The hose meets ISO 2928-1986 (E) requirements.

NOTES:

- Not for applications requiring Underwriters Laboratories (UL) or Canadian Gas Association (CGA) performance or listing.
- [Refer to the Safety and Technical section](#) of this catalog for safety, handling and use information.

Series SS106 and Natural Gas: The molecules of natural gas are small, enhancing their ability to permeate through standard rubber hose constructions. The permeation process is more rapid as the working pressure increases, and natural gas accumulates with potentially dangerous consequences. Series SS106 may be used for natural gas service, but **ONLY** under ALL of the following conditions:

- The application must be in a well-ventilated environment: Outdoors, or indoors with significant continuous air movement.
- Series SS106 is not to replace fixed/rigid pipe where that material is more appropriate due to reduced permeation and overall strength and durability. Use rigid pipe, non-permeable tubing or hose with barrier constructions to convey natural gas whenever possible.

Series SS106 and Compressed Natural Gas (CNG): Series SS106 is not to be used for any CNG application, including fuel dispensing, on-board vehicle fuel lines, or fuel transfer.

Series SS106 and Anhydrous Ammonia (NH₃): Series SS106 is not for use with anhydrous ammonia.

Tube:	Black nitrile
Reinforcement:	Multiple textile plies with static wire
Cover:	Black nitrile; perforated wrapped finish
Temp. Range:	-40°F to +180°F (-40°C to +82°C) (The hose construction is capable of this rating, but LP Gas should NEVER be conveyed over 140°F/60°C)
Brand Method:	Embossed
Brand Example:	PARKER SERIES SS106 (ID) LPG HOSE ISO 2928-1986 (E) 20 BAR 350 PSI WP (DATE CODE) MADE IN USA
Design Factor:	5:1
Industry Standards:	ISO 2928-1986 (E)
Applications:	<ul style="list-style-type: none"> • LP gas/propane • Bulk loading/unloading; in-plant tank transfer
Vacuum:	Not recommended
Packaging:	Coils

(Continued on the following page)

⚠ WARNING! Use only with couplings qualified by Parker. Do not use with male swivel couplings or other couplings containing o-rings, which may dry out, crack and fail over time.

Series SS106 – LP Gas Hose, Static Wire (Continued)

Part Number	ID (in)	ID (mm)	Reinf Plies	OD (in)	OD (mm)	Approx Wt (lbs/ft)	Approx Wt (kg/ft)	Max Rec WP (psi)	Max Rec WP (bar)	Perm Cplg Rec *	Std Pack Qty (ft)	Stock Status **
SS106-1250	1-1/4	31.8	4	1.990	50.6	0.82	0.37	350	24.1	*	100	N
SS106-1500	1-1/2	38.1	4	2.240	56.9	0.98	0.44	350	24.1	*	100	N
SS106-2000	2	50.8	4	2.740	69.6	1.31	0.59	350	24.1	*	100	Y
SS106-2500	2-1/2	63.5	4	3.240	82.3	1.87	0.85	350	24.1	*	100	N
SS106-3000	3	76.2	4	3.740	95.0	2.53	1.15	350	24.1	*	100	N
SS106-4000	4	101.6	6	5.000	127.0	4.47	2.03	350	24.1	*	100	N

* **Couplings:** Refer to CrimpSource at www.safehose.com for coupling recommendations and crimp specifications.

** **Stock:** “Y” indicates stocked item; “N” indicates non-stocked item. Stock status subject to change. Contact Parker Customer Service.



LP Gas Hose

Stainless Steel Reinforced – Rubber Cover

UL21

Series 7233

Series 7233 is a rubber covered, small diameter, extremely durable liquefied petroleum gas (LPG)/propane transfer hose for applications such as fuel line hose on forklifts and utility equipment. The hose meets all Underwriter Laboratories (UL21) requirements. The construction incorporates high tensile stainless steel braided reinforcement for superior strength, durability and kink resistance. The perforated rubber cover is resistant to mild chemicals, oil and ozone. Series 7233 is qualified with Parker crimp couplings and is compatible with Parker Series 20 reattachable fittings.

NOTE: Refer to the [Safety and Technical section](#) of this catalog for safety, handling and use information.

Series 7233 and Natural Gas: The molecules of natural gas are small, enhancing their ability to permeate through standard rubber hose constructions. The permeation process is more rapid as the working pressure increases, and natural gas accumulates with potentially dangerous consequences. Series 7233 may be used for natural gas service, but **ONLY** under ALL of the following conditions:

- The application must be in a well-ventilated environment: Outdoors, or indoors with significant continuous air movement.
- Series 7233 is not to replace fixed/rigid pipe where that material is more appropriate due to reduced permeation and overall strength and durability. Use rigid pipe, non-permeable tubing or hose with barrier constructions to convey natural gas whenever possible.

Series 7233 and Compressed Natural Gas (CNG): Series 7233 is not to be used for any CNG application, including fuel dispensing, on-board vehicle fuel lines, or fuel transfer.

Tube:	Black nitrile
Reinforcement:	One stainless steel braid
Cover:	Black chloroprene; perforated wrapped finish
Temp. Range:	-40°F to +180°F (-40°C to +82°C) (The hose construction is capable of this rating, but LP Gas should NEVER be conveyed over 140°F/60°C)
Brand Method:	Embossed
Brand Example:	PARKER SERIES 7233 SS CAUTION LP GAS HOSE UH® ISSUE NO. XXXX 350 PSI MAX WP 1750 PSI MIN BURST (DATE CODE)
Design Factor:	5:1
Industry Standards:	UL21
Applications:	<ul style="list-style-type: none"> • LP gas/propane • Fork lifts, utility equipment
Vacuum:	Not recommended
Packaging:	Reels

Part Number	ID (in)	ID (mm)	Reinf Braids	OD (in)	OD (mm)	Approx Wt (lbs/ft)	Approx Wt (kg/ft)	Min Bend Rad (in)	Min Bend Rad (mm)	Max Rec WP (psi)	Max Rec WP (bar)	Perm Cplg Rec *	Std Pack Qty (ft)	Stock Status **
7233-311	5/16	7.9	1	0.675	17.1	0.19	0.09	4.0	101.6	350	24.1	HY	500	Y

* **Permanent Couplings:** Refer to CrimpSource at www.safehose.com for coupling recommendations and crimp specifications.

Reattachable Couplings: Parker Series 20.

** **Stock:** "Y" indicates stocked item; "N" indicates non-stocked item. Stock status subject to change. Contact Parker Customer Service.

WARNING! Use only with couplings qualified by Parker. Do not use with male swivel couplings or other couplings containing o-rings, which may dry out, crack and fail over time.





LP Gas Hose

Stainless Steel Reinforced – Textile Cover

UL21

Series 7243

Series 7243 is a textile-covered, small diameter, extremely durable liquefied petroleum gas (LPG)/propane transfer hose in applications such as fuel line hose on forklifts and utility equipment. The hose meets all Underwriter Laboratories (UL21) requirements. The construction incorporates high tensile stainless steel braided reinforcement for superior strength, durability and kink resistance. The textile cover is resistant to abrasion, mild chemicals, and ozone. Series 7243 is qualified with Parker crimp couplings and is compatible with Parker Series 20 field reattachable fittings.

NOTE: Refer to the [Safety and Technical section](#) of this catalog for safety, handling and use information.

Series 7243 and Natural Gas: The molecules of natural gas are small, enhancing their ability to permeate through standard rubber hose constructions. The permeation process is more rapid as the working pressure increases, and natural gas accumulates with potentially dangerous consequences. Series 7243 may be used for natural gas service, but **ONLY** under ALL of the following conditions:

- The application must be in a well-ventilated environment: Outdoors, or indoors with significant continuous air movement.
- Series 7243 is not to replace fixed/rigid pipe where that material is more appropriate due to reduced permeation and overall strength and durability. Use rigid pipe, non-permeable tubing or hose with barrier constructions to convey natural gas whenever possible.

Series 7243 and Compressed Natural Gas (CNG): Series 7243 is not to be used for any CNG application, including fuel dispensing, on-board vehicle fuel lines, or fuel transfer.

Tube:	Black nitrile
Reinforcement:	One stainless steel braid
Cover:	Black chloroprene-impregnated textile braid
Temp. Range:	-40°F to +180°F (-40°C to +82°C) (The hose construction is capable of this rating, but LP Gas should NEVER be conveyed over 140°F/60°C)
Brand Method:	White ink with white dash/spiral stripe
Brand Example:	Side one: PARKER SERIES 7243 SS CAUTION LP GAS HOSE MH6737 UR® ISSUE NO. XXXX 350 PSI MAX WP (DATE CODE) Side Two: CAUTION FOR LP GAS USE ONLY 1750 PSI MIN BURST
Design Factor:	5:1
Industry Standards:	UL21
Applications:	<ul style="list-style-type: none"> • LP gas/propane • Fork lifts
Vacuum:	Not recommended
Compare to:	Gates Stainless Steel LPG
Packaging:	Reels

(Continued on the following page)

⚠ WARNING! Use only with couplings qualified by Parker. Do not use with male swivel couplings or other couplings containing o-rings, which may dry out, crack and fail over time.

Series 7243 – LP Gas Hose, Stainless Steel Reinforced – Textile Cover (Continued)

Part Number	ID (in)	ID (mm)	Reinf Braids	OD (in)	OD (mm)	Approx Wt (lbs/ft)	Approx Wt (kg/ft)	Min Bend Rad (in)	Min Bend Rad (mm)	Max Rec WP (psi)	Max Rec WP (bar)	Perm Cplg Rec *	Std Pack Qty (ft)	Stock Status **
7243-251	1/4	6.4	1	0.581	14.8	0.13	0.06	1.7	43.2	350	24.1	HY	500	N
7243-311	5/16	7.9	1	0.675	17.1	0.18	0.08	2.0	50.8	350	24.1	HY	500	Y
7243-401	13/32	10.3	1	0.766	19.5	0.21	0.10	2.3	58.4	350	24.1	*	500	N
7243-501	1/2	12.7	1	0.922	23.4	0.29	0.13	2.8	71.1	350	24.1	*	500	N

* **Permanent Couplings:** Refer to CrimpSource at www.safehose.com for coupling recommendations and crimp specifications.
Reattachable Couplings: Parker Series 20.

** **Stock:** “Y” indicates stocked item; “N” indicates non-stocked item. Stock status subject to change. Contact Parker Customer Service.



LP Gas Hose UL569, CSA Series 7170

Series 7170 is a flexible, lightweight hose connector for transfer of liquefied petroleum gas (LPG)/propane in barbecue grills, portable heaters, weed burning apparatus and similar appliances. The hose meets all Underwriters Laboratories (UL569) and Canadian Standards Association (CSA) requirements. The construction incorporates multiple textile plies of reinforcement for flexibility and kink resistance. The perforated cover is resistant to mild chemicals, oil and ozone.

NOTE: Refer to the [Safety and Technical section](#) of this catalog for safety, handling and use information.

Series 7170 and Natural Gas: The molecules of natural gas are small, enhancing their ability to permeate through standard rubber hose constructions. The permeation process is more rapid as the working pressure increases, and natural gas accumulates with potentially dangerous consequences. Series 7170 may be used for natural gas service, but **ONLY** under ALL of the following conditions:

- The application must be in a well-ventilated environment: Outdoors, or indoors with significant continuous air movement.
- Series 7170 is not to replace fixed/rigid pipe where that material is more appropriate due to reduced permeation and overall strength and durability. Use rigid pipe, non-permeable tubing or hose with barrier constructions to convey natural gas whenever possible.

Series 7170 and Compressed Natural Gas (CNG): Series 7170 is not for used in any CNG application, including fuel dispensing, on-board vehicle fuel lines, or fuel transfer.

Tube:	Black nitrile
Reinforcement:	Multiple textile plies
Cover:	Black chloroprene; perforated smooth finish
Temp. Range:	-40°F to +180°F (-40°C to +82°C) (The hose construction is capable of this rating, but LP Gas should NEVER be conveyed over 140°F/60°C)
Brand Method:	Impression
Brand Example:	PARKER SERIES 7170 (ID) CSA® CAN 1-8.1 - CAUTION - LP GAS HOSE 5 PSI/350 PSI C UR® US MH11955 MADE IN USA (DATE CODE)
Design Factor:	5:1
Industry Standards:	UL569; CAN/CGA-8.1-M86 Type I
Applications:	<ul style="list-style-type: none"> • LP gas/propane • Cookers, grills, heaters, weed burners, small appliances • Consumer, general industrial
Vacuum:	Not recommended
Compare to:	Thermoid Type 75
Packaging:	Reels

Part Number	ID (in)	ID (mm)	Reinf Plies	OD (in)	OD (mm)	Approx Wt (lbs/ft)	Approx Wt (kg/ft)	Min Bend Rad (in)	Min Bend Rad (mm)	Max Rec WP (psi)	Max Rec WP (bar)	Perm Cplg Rec *	Std Pack Qty (ft)	Stock Status **
7170-25354	1/4	6.4	4	0.610	15.5	0.16	0.07	2.5	63.5	350	24.1	7661	750	Y
7170-38354	3/8	9.5	4	0.760	19.3	0.22	0.10	3.5	88.9	350	24.1	HY	600	Y

* **Couplings:** Refer to CrimpSource at www.safehose.com for coupling recommendations and crimp specifications.

** **Stock:** "Y" indicates stocked item; "N" indicates non-stocked item. Stock status subject to change. Contact Parker Customer Service.

⚠ WARNING! Use only with couplings qualified by Parker. Do not use with male swivel couplings or other couplings containing o-rings, which may dry out, crack and fail over time.



LP Gas Vapor Hose

Series 7122

Series 7122 is a flexible, lightweight, light duty hose connector for transfer of LP Gas vapor in space heaters for chicken brooders and other light applications. The hose construction incorporates multiple textile plies of reinforcement for flexibility and kink resistance. The perforated cover is resistant to mild chemicals, oil and ozone.

NOTES:

- Do not use to transfer liquid LP gas, in gas grill or other applications requiring Underwriters Laboratories (UL) or Canadian Gas Association (CGA) performance or listing.
- Refer to the [Safety and Technical](#) section of this catalog for safety, handling and use information.

Series 7122 and Natural Gas: The molecules of natural gas are small, enhancing their ability to permeate through standard rubber hose constructions. The permeation process is more rapid as the working pressure increases, and natural gas accumulates with potentially dangerous consequences. Series 7122 may be used for natural gas service, but ONLY under ALL of the following conditions:

- The application must be in a well-ventilated environment: Outdoors, or indoors with significant continuous air movement.
- Series 7122 is not to replace fixed/rigid pipe where that material is more appropriate due to reduced permeation and overall strength and durability. Use rigid pipe, non-permeable tubing or hose with barrier constructions to convey natural gas whenever possible.

Tube:	Black nitrile
Reinforcement:	Multiple textile plies
Cover:	Red chloroprene; perforated smooth finish
Temp. Range:	-20°F to +160°F (-29°C to +71°C) (The hose construction is capable of this rating, but LP Gas should NEVER be conveyed over 140°F/60°C)
Brand Method:	Black ink
Brand Example:	PARKER SERIES 7122 LPG VAPOR HOSE 125 PSI MAX WP MADE IN USA (DATE CODE)
Design Factor:	4:1
Industry Standards:	None applicable
Applications:	<ul style="list-style-type: none"> • LP gas – vapor ONLY • Chicken brooders, space heaters • Agriculture, light industrial
Vacuum:	Not recommended
Compare to:	Gates LPG Vapor
Packaging:	Reels

Part Number	ID (in)	ID (mm)	Reinf Plies	OD (in)	OD (mm)	Approx Wt (lbs/ft)	Approx Wt (kg/ft)	Min Bend Rad (in)	Min Bend Rad (mm)	Max Rec WP (psi)	Max Rec WP (bar)	Perm Cplg Rec *	Std Pack Qty (ft)	Stock Status **
7122-38200	3/8	9.5	2	0.656	16.7	0.15	0.07	3.8	96.5	125	8.6	HY	700	Y

* **Couplings:** Refer to CrimpSource at www.safehose.com for coupling recommendations and crimp specifications.

** **Stock:** "Y" indicates stocked item; "N" indicates non-stocked item. Stock status subject to change. Contact Parker Customer Service.

Petroleum – Transport



Hose Selector Guide – by application

Series	Trademark	Hose Application / Construction / Selector Guide		Tube	Cover	Size Range (in)	Pressure Range (psi)	Temp Range (°F)	Page No.
7204	MPW-1000®	Hot tar & asphalt	High temp, high pressure	Nitrile	Chloroprene	1/2 - 1	1000	-20/+300/350	230
7216	TRANSLITE®	Tank truck, standard duty	Smooth, black	Nitrile	Nitrile	1 - 8	75-150	-40/+180	215
7216E	TRANSLITE®	Tank truck, standard duty	Smooth, red	Nitrile	Synthetic rubber	1 - 4	150	-35/+180	216
7217	TRANSLITE®	Tank truck, standard duty	Smooth, black	Nitrile	Chloroprene	1 - 4	150	-40/+180	215
7219	EZ FORM™	Multipurpose	Greek corrugated, kink free	Nitrile	Chloroprene	1/2 - 4	75	-20/+200	233
7330		Tank truck, heavy duty		Nitrile	Chloroprene	1-1/4 - 6	250-300	-20/+180	218
7705	GREEN LABEL™	Tank truck, specialty	Corrugated, black	Nitrile	Nitrile/PVC	1 - 4	150-200	-20/+180	221
ES145			Custom Made Hose	Nitrile	Nitrile	1-1/2 - 6	300	-40/+180	228
EW353			Custom Made Hose	Nitrile	Nitrile	10 - 12	65-75	-40/+180	226
SP100			PVC banding coil	n/a	n/a	2 - 6	n/a	n/a	225
XSP100			PVC abrasion coil	n/a	n/a	2 - 6	n/a	n/a	225
SP204	LIGHT-N-BRIGHT™	Tank truck, gravity drop	PVC external helix	Nitrile	Nitrile	2 - 6	75-100	-40/+150	223
SP353	LIGHT-N-BRIGHT™	Tank truck, gravity drop	PVC external helix	Nitrile	Nitrile	2 - 6	150	-40/+150	224
SS107		Tank truck, discharge	Black	Nitrile	Nitrile	1-1/4 - 6	150-250	-40/+180	227
SS107R		Tank truck, discharge	Red	Nitrile	Chloroprene	1-1/2 - 4	150-250	-40/+180	227
SS254		Tank truck, discharge	Black	Nitrile	Nitrile	6 - 8	150	-40/+180	229
SW333		Tank truck, heavy duty	Black	Nitrile	Nitrile	2 - 6	250	-40/+180	217
SW387		Hot tar & asphalt	High temp	Nitrile	Nitrile	1-1/2 - 4	150	-40/+300/350	232
SWC316	PETROMAX™	Tank truck, standard duty	Corrugated, black	Nitrile	Nitrile	1-1/2 - 6	125-150	-40/+180	220
SWC316R	PETROMAX™	Tank truck, standard duty	Corrugated, red	Nitrile	Nitrile	1-1/2 - 6	125-150	-40/+180	220
SWC325	ARCTIC TRANSLITE®	Tank truck, specialty	Low temp	Nitrile	Nitrile	1-1/2 - 6	125-150	-67/+180	222
SWC609	TITANFLEX®	Tank truck, standard duty	Corrugated, black	Nitrile	Nitrile	1-1/2 - 6	125-250	-40/+180	219
SWC609R	TITANFLEX®	Tank truck, standard duty	Corrugated, red	Nitrile	Nitrile	1-1/2 - 6	125-250	-40/+180	219

NOTE: This is a guide only. It is the responsibility of the end user to select and/or test the most appropriate product for the application. Refer to product pages for specific data. Contact Parker for additional information.

Refer to pages 9-10 for a complete listing of industry standards.

See pages ii through iv for an index of all product series by series number and pages v through xv for an index by application and by series name.

For Refined Fuel/Hose Compatibility Table, refer to pages 213 and 214.

Due to continual product improvements, Parker reserves the right to alter specifications without prior notice.



Refined Fuel / Hose Compatibility Table

LEGEND

A: Acceptable for use with the designated fuel, and can be interchanged/used with other “A” media in the same row.

D: Acceptable for use with the designated fuel, but only for DEDICATED service with that designated fuel.

Not interchangeable/for use with any other fuel—prior to or subsequent to—use with the dedicated fuel.

X: Not acceptable for use with the designated fuel in any application.

NOTES: This table only implies compatibility with the designated fuels.

“A” or “D” ratings do not imply compliance with government or industry regulations or specifications in any application.

Series	Tube	Av Gas	Gasoline	Ethanol			Diesel	Biodiesel	
				To E100	To E15	To E85		To B20	To B100
389	Nitrile	D	A	D	A	A	A	A	X
395	Nitrile	D	A	D	A	A	A	A	X
397	Nitrile	D	A	D	A	A	A	A	A
1000	Composite	–	–	–	–	–	A	A	A
2100	Composite	–	–	–	–	–	A	A	A
3100	Composite	–	–	–	–	–	A	A	A
4100	Composite	–	–	–	–	–	A	A	A
4500	Composite	–	–	–	–	–	A	A	A
5100	Composite	–	–	–	–	–	A	A	A
7102	Nitrile	D	A	D	A	A	A	D	X
7114	Nitrile	D	A	D	A	A	A	D	X
7124	Nitrile	D	D	D	A	A	A	D	X
7165	Nylon	D	A	A	A	A	A	A	A
7174	Nitrile	D	D	D	A	A	A	D	X
7175	Nitrile	D	D	D	A	A	A	D	X
7204	Nitrile	D	A	A	A	A	A	A	X
7208E	Nitrile/SBR	X	X	X	X	X	X	X	X
7212	Nitrile	X	A	X	A	D	A	D	X
7213E	Nitrile/SBR	X	X	X	X	X	X	X	X
7216/7217	Nitrile	D	A	D	A	A	A	D	X
7216E	Nitrile	D	A	D	A	A	A	D	X
7219	Nitrile	D	A	A	A	A	A	A	X
7234	Chloroprene	X	X	D	X	X	X	X	X
7280	Nitrile	D	D	D	A	A	A	D	X
7301	Chloroprene	X	X	D	X	X	X	X	X
7307	SBR	X	X	X	X	X	X	X	X
7309	Nitrile	X	X	X	X	X	X	X	X
7330	Nitrile	D	A	D	A	A	A	D	D
7705	Nitrile	A	A	A	A	A	A	A	A
7775	Nitrile	D	A	D	A	A	A	D	D
7776	Nitrile	D	A	D	A	A	A	D	D
7776CT	Nitrile	D	A	D	A	A	A	D	D
7777	Nitrile	D	A	D	A	A	A	D	D
ES145	Nitrile	D	A	A	A	A	A	D	D
EW339	Nitrile	D	A	A	A	A	A	X	X
EW353	Nitrile	D	A	A	A	A	A	D	D
EW399	FKM	D	A	X	X	X	A	X	X
EW499	FKM	D	A	X	X	X	A	X	X
EWC439	Nitrile	D	A	A	A	A	A	X	X
SP204	Nitrile	D	A	D	A	A	A	D	D
SP353	Nitrile	D	A	D	A	A	A	D	D

(Continued on the following page)

Refined Fuel / Hose Compatibility Table (Continued)

LEGEND

A: Acceptable for use with the designated fuel, and can be interchanged/used with other “A” media in the same row.

D: Acceptable for use with the designated fuel, but only for DEDICATED service with that designated fuel. Not interchangeable/for use with any other fuel—prior to or subsequent to—use with the dedicated fuel.

X: Not acceptable for use with the designated fuel in any application.

NOTES: This table only implies compatibility with the designated fuels.

“A” or “D” ratings do not imply compliance with government or industry regulations or specifications in any application.

Series	Tube	Av Gas	Gasoline	Ethanol			Diesel	Biodiesel	
				To E100	To E15	To E85		To B20	To B100
SS107/SS107R	Nitrile	D	A	D	A	A	A	D	D
SS110	Nitrile/SBR	X	X	X	X	X	X	X	X
SS131	Nitrile/SBR	X	X	X	X	X	D	X	X
SS160	Nitrile/SBR	X	X	X	X	X	X	X	X
SS254	Nitrile	D	A	D	A	A	A	D	D
SS269	Nitrile/SBR	X	X	X	X	X	X	X	X
SW333	Nitrile	D	A	D	A	A	A	D	D
SW339	Nitrile	D	A	D	A	A	A	D	D
SW356	Nitrile	D	A	D	A	A	A	D	D
SW387	Nitrile	D	A	D	A	A	A	D	D
SW569	Nitrile	D	D	D	D	D	D	D	D
SWC316/SWC316R	Nitrile	D	A	D	A	A	A	D	D
SWC325	Nitrile	D	A	D	A	A	A	D	D
SWC509	Nitrile/SBR	X	X	X	X	X	X	X	X
SWC609/SWC609R	Nitrile	D	A	D	A	A	A	D	D
TKW160	Nitrile	D	A	A	A	A	A	X	X



TRANSLITE® Tank Truck Hose

Series 7216 (Black) and Series 7217 (Red)

Series 7216/7217 is a suction and discharge hose designed to handle oil and refined fuels such as biodiesel (to B20 in dedicated service), diesel, ethanol and gasoline. The hose construction incorporates a wire helix that provides full suction capability, kink resistance, and a path to conduct a static electrical charge to ground. The cover is resistant to abrasion, oil and weathering. Series 7216/7217 is available in 200-foot continuous lengths.

NOTE: Refer to the table on pages 213-214 for fuel compatibility and service conditions.

Tube:	Black nitrile
Reinforcement:	Multiple textile plies with wire helix
Cover:	7216: Black nitrile; wrapped finish 7217: Red chloroprene; wrapped finish
Temp. Range:	-40°F to +180°F (-40°C to +82°C)
Brand Method:	7216: Black text on orange stripe 7217: Red text on white stripe
Brand Example:	7216: PARKER SERIES 7216/SW309 TRANSLITE® TANK TRUCK HOSE XXX PSI MAX WP MADE IN USA (LOT #) 7217: PARKER SERIES 7217 TRANSLITE® TANK TRUCK HOSE 150 PSI MAX WP MADE IN USA (LOT #)
Design Factor:	4:1
Industry Standards:	None applicable
Applications:	<ul style="list-style-type: none"> Biodiesel (to B20 in dedicated service), diesel, ethanol, gasoline, oil In-plant and storage tank transfer Delivery, transport
Vacuum:	Full
Compare to:	Boston Puma; Gates Longhorn; Veyance Plicord Flexwing
Packaging:	Coils

⚠ WARNINGS!

- ▶ Couplings attached with bands or clamps may reduce the working pressure of the hose assembly to less than the maximum rated working pressure of the hose. Refer to the [NAHAD Industrial Hose Assembly Guidelines](#).
- ▶ Do not use for oil or fuel transfer service in or on open water.

Series 7216 (Black) and Series 7217 (Red)

Part Number 7216 or 7217	ID (in)	ID (mm)	Reinf Plies	OD (in)	OD (mm)	Approx Wt (lbs/ft)	Approx Wt (kg/ft)	Min Bend Rad (in)	Min Bend Rad (mm)	Max Rec WP (psi)	Max Rec WP (bar)	Perm Cplg Rec *	Std Pack Qty (ft)	7216 Stock Status **	7217 Stock Status **
-1002	1	25.4	2	1.364	34.6	0.42	0.19	2.0	50.8	150	10.3	*	100	Y	N
-1252	1-1/4	31.8	2	1.670	42.4	0.59	0.27	3.0	76.2	150	10.3	*	100	Y	N
-1502	1-1/2	38.1	2	1.968	50.0	0.83	0.38	4.0	101.6	150	10.3	RST	100	Y	Y
-2002	2	50.8	2	2.520	64.0	1.14	0.52	6.0	152.4	150	10.3	RE, RST, TM	100	Y	Y
-2502	2-1/2	63.5	2	3.028	76.9	1.43	0.65	9.0	228.6	150	10.3	*	100	Y	N
-3002	3	76.2	2	3.543	90.0	1.83	0.83	12.0	304.8	150	10.3	RE, RST, TM	100	Y	Y
-4002	4	101.6	2	4.656	118.3	2.97	1.35	16.0	406.4	150	10.3	HAPS	100	Y	N
-5004***	5	127.0	4	5.787	147.0	4.46	2.02	39.0	990.6	150	10.3	*	100	N	n/a
-6004***	6	152.4	4	6.811	173.0	5.79	2.63	48.0	1219.2	150	10.3	*	100	N	n/a
-8004***	8	203.2	4	8.976	228.0	9.42	4.27	72.0	1828.8	75	5.2	*	50	N	n/a

* **Couplings:** Refer to CrimpSource at www.safehose.com for coupling recommendations and crimp specifications.

** **Stock:** "Y" indicates stocked item; "N" indicates non-stocked item. Stock status subject to change. Contact Parker Customer Service.

*** **Series 7216 only.**



TRANSLITE® Tank Truck Hose Series 7216E

Series 7216E is a lightweight suction and discharge hose designed to handle oil and refined fuels such as biodiesel (to B20 in dedicated service), diesel, ethanol and gasoline. The hose construction incorporates a wire helix that provides full suction capability, kink resistance, and a path to conduct a static electrical charge to ground. The cover is resistant to abrasion, oil and weathering.

NOTE: Refer to the table on pages 213-214 for fuel compatibility and service conditions.

Tube:	Black nitrile
Reinforcement:	Multiple textile plies with dual wire helix
Cover:	Black synthetic rubber; wrapped finish
Temp. Range:	-35°F to +180°F (-37°C to +82°C)
Brand Method:	Black text on orange stripe
Brand Example:	PARKER SERIES 7216E TANK TRUCK HOSE 150 PSI MAX WP
Industry Standards:	None applicable
Applications:	<ul style="list-style-type: none"> Biodiesel (to B20 in dedicated service), diesel, ethanol, gasoline, oil In-plant and storage tank transfer Delivery, transport
Vacuum:	Full
Compare to:	Boston Puma; Gates Longhorn; Kuriyama T605AA; Veyance Plicord Flexwing Petroleum
Packaging:	Coils

Part Number	ID (in)	ID (mm)	Reinf Plies	OD (in)	OD (mm)	Approx Wt (lbs/ft)	Approx Wt (kg/ft)	Min Bend Rad (in)	Min Bend Rad (mm)	Max Rec WP (psi)	Max Rec WP (bar)	Perm Cplg Rec *	Std Pack Qty (ft)	Stock Status **
7216E-1002	1	25.4	2	1.300	33.0	0.47	0.21	3.0	76.2	150	10.3	43	100	Y
7216E-1252	1-1/4	38.1	2	1.690	42.4	0.65	0.29	4.0	102.0	150	10.3	43	100	Y
7216E-1502	1-1/2	38.1	2	2.000	49.8	0.92	0.42	5.0	127.0	150	10.3	43	100	Y
7216E-2002	2	50.8	2	2.500	63.8	1.10	0.50	6.0	152.4	150	10.3	43	100	Y
7216E-2502	2-1/2	63.5	2	3.000	76.9	1.55	0.70	7.0	177.8	150	10.3	*	100	Y
7216E-3002	3	76.2	2	3.660	93.0	2.08	0.94	8.0	203.2	150	10.3	*	100	Y
7216E-4002	4	102.0	2	4.650	117.5	2.80	1.27	11.0	279.4	150	10.3	*	100	Y

* **Couplings:** Refer to CrimpSource at www.safehose.com for coupling recommendations and crimp specifications.

** **Stock:** "Y" indicates stocked item; "N" indicates non-stocked item. Stock status subject to change. Contact Parker Customer Service.

⚠️ WARNINGS!

- ▶ Couplings attached with bands or clamps may reduce the working pressure of the hose assembly to less than the maximum rated working pressure of the hose. Refer to the NAHAD Industrial Hose Assembly Guidelines.
- ▶ Do not use for oil or fuel transfer service in or on open water.



Petroleum Suction & Discharge Hose

Series SW333

Series SW333 is a medium pressure suction and discharge hose designed to handle oil and refined fuels such as biodiesel (to B100 in dedicated service), diesel, ethanol and gasoline in bulk loading and unloading applications. The hose construction incorporates a dual wire helix that provides full suction capability, kink resistance, and a path to conduct a static electrical charge to ground. The nitrile cover is resistant to abrasion, oil and weathering. Series SW333 is available in 200-foot continuous lengths.

NOTES: • Refer to the table on pages 213-214 for fuel compatibility and service conditions.
• Do not use Series SW333 in dock service.

Tube:	Black nitrile
Reinforcement:	Multiple textile plies with dual wire helix
Cover:	Black nitrile; wrapped finish
Temp. Range:	-40°F to +180°F (-40°C to +82°C)
Brand Method:	Black text on red stripe
Brand Example:	PARKER SERIES SW333 PETROLEUM SUCTION & DISCHARGE HOSE 250 PSI NOT FOR DOCK SERVICE MADE IN USA
Design Factor:	4:1
Industry Standards:	None applicable
Applications:	<ul style="list-style-type: none"> • Biodiesel (to B100 in dedicated service), diesel, ethanol, gasoline, oil • High pressure in-plant and storage tank transfer • High pressure bulk loading/unloading rail cars and tank trucks, delivery, transport
Vacuum:	Full
Packaging:	Coils

Part Number	ID (in)	ID (mm)	Reinf Plies	OD (in)	OD (mm)	Approx Wt (lbs/ft)	Approx Wt (kg/ft)	Min Bend Rad (in)	Min Bend Rad (mm)	Max Rec WP (psi)	Max Rec WP (bar)	Perm Cplg Rec *	Std Pack Qty (ft)	Stock Status **
SW333-2000	2	50.8	4	2.622	66.6	1.51	0.68	8.0	203.2	250	17.2	*	100	N
SW333-3000	3	76.2	4	3.654	92.8	2.29	1.04	12.0	304.8	250	17.2	*	100	Y
SW333-4000	4	101.6	4	4.842	123.0	3.95	1.79	18.0	457.2	250	17.2	*	100	Y
SW333-6000	6	152.4	4	6.929	176.0	6.22	2.82	30.0	762.0	250	17.2	*	100	Y

* **Couplings:** Refer to CrimpSource at www.safehose.com for coupling recommendations and crimp specifications.

** **Stock:** "Y" indicates stocked item; "N" indicates non-stocked item. Stock status subject to change. Contact Parker Customer Service.

Caution: Not for dock hose service.

⚠ WARNINGS!

- ▶ Couplings attached with bands or clamps may reduce the working pressure of the hose assembly to less than the maximum rated working pressure of the hose. Refer to the [NAHAD Industrial Hose Assembly Guidelines](#).
- ▶ Do not use for oil or fuel transfer service in or on open water.



Heavy Duty Tank Truck Hose

Series 7330

Series 7330 is a heavy duty, high pressure suction and discharge hose designed to handle oil and refined fuels such as biodiesel (to B100 in dedicated service), diesel, ethanol and gasoline. The elevated working pressure is suitable for bulk loading and unloading. The hose construction incorporates a wire helix that provides full suction capability, kink resistance, and a path to conduct a static electrical charge to ground. The cover is resistant to abrasion, oil and weathering. Series 7330 is available in 200-foot continuous lengths.

NOTE: Refer to the table on pages 213-214 for fuel compatibility and service conditions.

Tube:	Black nitrile
Reinforcement:	Multiple textile plies with helix wire
Cover:	Black chloroprene, wrapped finish
Temp. Range:	-20°F to +180°F (-29°C to +82°C)
Brand Method:	Red text on white stripe
Brand Example:	PARKER SERIES 7330 HD TANK TRUCK 300 PSI MAX WP MADE IN USA (LOT #)
Design Factor:	4:1
Industry Standards:	None applicable
Applications:	<ul style="list-style-type: none"> Biodiesel (to B100 in dedicated service), diesel, ethanol, gasoline, oil High pressure in-plant and storage tank transfer High pressure bulk loading/unloading; delivery, transport
Vacuum:	Full
Compare to:	Veyance Plicord Super Black Flexwing
Packaging:	Coils

Part Number	ID (in)	ID (mm)	Reinf Plies	OD (in)	OD (mm)	Approx Wt (lbs/ft)	Approx Wt (kg/ft)	Min Bend Rad (in)	Min Bend Rad (mm)	Max Rec WP (psi)	Max Rec WP (bar)	Perm Cplg Rec *	Std Pack Qty (ft)	Stock Status **
7330-1250	1-1/4	31.8	2	1.686	42.8	0.71	0.32	6.0	152.4	300	20.7	*	100	N
7330-1500	1-1/2	38.0	2	1.976	50.2	1.00	0.45	8.0	203.2	300	20.7	*	100	N
7330-2000	2	50.8	4	2.622	66.6	1.57	0.71	8.0	203.2	300	20.7	*	100	N
7330-2000200	2	50.8	4	2.622	66.6	1.57	0.71	8.0	203.2	300	20.7	*	200	Y
7330-3000	3	76.2	4	3.654	92.8	2.41	1.09	15.0	381.0	300	20.7	TM	100	N
7330-3000200	3	76.2	4	3.654	92.8	2.41	1.09	15.0	381.0	300	20.7	TM	200	Y
7330-4000	4	101.6	4	4.840	123.0	4.12	1.87	20.0	508.0	300	20.7	*	100	N
7330-4000200	4	101.6	4	4.840	123.0	4.12	1.87	20.0	508.0	300	20.7	*	200	Y
7330-6000	6	152.4	6	6.968	177.0	6.99	3.17	36.0	914.4	300	20.7	*	100	N

* **Couplings:** Refer to CrimpSource at www.safehose.com for coupling recommendations and crimp specifications.

** **Stock:** "Y" indicates stocked item; "N" indicates non-stocked item. Stock status subject to change. Contact Parker Customer Service.

⚠ WARNINGS!

- ▶ Couplings attached with bands or clamps may reduce the working pressure of the hose assembly to less than the maximum rated working pressure of the hose. Refer to the [NAHAD Industrial Hose Assembly Guidelines](#).
- ▶ Do not use for oil or fuel transfer service in or on open water.



TITANFLEX® Corrugated Tank Truck Hose

Series SWC609 (Black) and
Series SWC609R (Red)

Series SWC609/SWC609R is an extremely flexible, high pressure suction and discharge hose designed to handle oil and refined fuels such as biodiesel (to B100 in dedicated service), diesel, ethanol and gasoline. The corrugated hose construction incorporates a dual wire helix that provides full suction capability, superior kink resistance, minimal force-to bend and a path to conduct a static electrical charge to ground. The cover is resistant to abrasion, oil and weathering.

NOTE: Refer to the table on pages 213-214 for fuel compatibility and service conditions.

Tube:	Black nitrile
Reinforcement:	Multiple textile plies with dual wire helix
Cover:	SWC609: Black nitrile; corrugated wrapped finish SWC609R: Red nitrile; corrugated wrapped finish
Temp. Range:	-40°F to +180°F (-40°C to +82°C)
Brand Method:	SWC609: Red text on black stripe SWC609R: White text on red stripe
Brand Example:	PARKER SERIES SWC609(R) TITANFLEX® PETROLEUM SUCTION HOSE XXX PSI WP MADE IN USA
Design Factor:	4:1
Industry Standards:	None applicable
Applications:	<ul style="list-style-type: none"> • Biodiesel (to B100 in dedicated service), diesel, ethanol, gasoline, oil • In-plant and storage tank transfer • Delivery, transport
Vacuum:	Full
Compare to:	Boston Bobcat; Gates Longhorn; Thermoid Transporter; Veyance Flextra
Packaging:	Coils

⚠️ WARNINGS!

- ▶ Couplings attached with bands or clamps may reduce the working pressure of the hose assembly to less than the maximum rated working pressure of the hose. Refer to the NAHAD Industrial Hose Assembly Guidelines.
- ▶ Do not use for oil or fuel transfer service in or on open water.

Series SWC609 (Black) and Series SWC609R (Red)

Part Number SWC609 or SWC609R	ID (in)	ID (mm)	Reinf Plies	OD (in)	OD (mm)	Approx Wt (lbs/ft)	Approx Wt (kg/ft)	Min Bend Rad (in)	Min Bend Rad (mm)	Max Rec WP (psi)	Max Rec WP (bar)	Perm Cplg Rec *	Std Pack Qty (ft)	SWC609 Stock Status **	SWC609R Stock Status **
-1250***	1-1/4	31.8	2	1.690	42.9	0.63	0.29	1.3	33.0	250	17.2	*	100	N	n/a
-1500	1-1/2	38.1	2	1.950	49.5	0.78	0.36	1.5	38.1	250	17.2	43	100	Y	N
-2000	2	50.8	2	2.450	62.2	1.00	0.45	2.0	50.8	250	17.2	43	100	Y	Y
-2500	2-1/2	63.5	2	3.000	76.2	1.44	0.65	2.5	63.5	200	13.8	*	100	Y	N
-3000	3	76.2	2	3.580	90.9	1.70	0.77	3.0	76.2	200	13.8	*	100	Y	Y
-4000	4	101.6	2	4.625	117.5	2.41	1.09	4.0	101.6	150	10.3	*	100	Y	Y
-6000***	6	152.4	2	6.750	171.5	4.30	1.95	8.0	203.2	125	8.6	*	100	Y	n/a

* **Couplings:** Refer to CrimpSource at www.safehose.com for coupling recommendations and crimp specifications.

** **Stock:** "Y" indicates stocked item; "N" indicates non-stocked item. Stock status subject to change. Contact Parker Customer Service.

*** **Series SWC609 only.**



PETROMAX™ Corrugated Tank Truck Hose

Series SWC316 (Black) and
Series SWC316R (Red)

Series SWC316/SWC316R is a flexible, lightweight suction and discharge hose designed to handle oil and refined fuels such as biodiesel (to B100 in dedicated service), diesel, ethanol and gasoline. The corrugated hose construction incorporates a dual wire helix that provides full suction capability, flexibility, kink resistance, and a path to conduct a static electrical charge to ground. The cover is resistant to abrasion, oil and weathering.

NOTE: Refer to the table on pages 213-214 for fuel compatibility and service conditions.

Tube:	Black nitrile
Reinforcement:	Multiple textile plies with dual wire helix
Cover:	SWC316: Black nitrile; corrugated wrapped finish SWC316R: Red nitrile; corrugated wrapped finish
Temp. Range:	-40°F to +180°F (-40°C to +82°C)
Brand Method:	SWC316: Black text on red stripe SWC316R: Black text on white stripe
Brand Example:	PARKER SERIES SWC316(R) PETROMAX PETROLEUM SUCTION & DISCHARGE HOSE XXX PSI WP MADE IN USA
Design Factor:	4:1
Industry Standards:	None applicable
Applications:	<ul style="list-style-type: none"> Biodiesel (to B100 in dedicated service), diesel, ethanol, gasoline, oil In-plant and storage tank transfer Delivery, transport
Vacuum:	Full
Compare to:	Boston Puma; Gates Longhorn; Kuriyama T605AA; Veyance Plicord Flexwing Petroleum
Packaging:	Coils

⚠️ WARNINGS!

- ▶ Couplings attached with bands or clamps may reduce the working pressure of the hose assembly to less than the maximum rated working pressure of the hose. Refer to the NAHAD Industrial Hose Assembly Guidelines.
- ▶ Do not use for oil or fuel transfer service in or on open water.

Series SWC316 (Black) and SWC316R (Red)

Part Number SWC316 or SWC316R	ID (in)	ID (mm)	Reinf Plies	OD (in)	OD (mm)	Approx Wt (lbs/ft)	Approx Wt (kg/ft)	Min Bend Rad (in)	Min Bend Rad (mm)	Max Rec WP (psi)	Max Rec WP (bar)	Perm Cplg Rec *	Std Pack Qty (ft)	SWC316 Stock Status **	SWC316R Stock Status **
-1000	1	25.4	2	1.563	39.7	0.60	0.27	3.0	7.6	150	10.3	*	100	N	N
-1500	1-1/2	38.1	2	2.063	52.4	0.84	0.38	4.0	10.2	150	10.3	*	100	Y	N
-2000	2	50.8	2	2.563	65.1	1.19	0.54	5.0	12.7	150	10.3	*	100	Y	N
-2500	2-1/2	63.5	2	3.063	77.8	1.45	0.66	6.0	15.2	150	10.3	*	100	N	N
-3000	3	76.2	2	3.594	91.3	1.97	0.89	9.0	22.9	150	10.3	*	100	Y	N
-4000	4	101.6	2	4.594	116.7	2.78	1.26	12.0	30.5	150	10.3	*	100	Y	N
-6000	6	152.4	2	6.750	171.5	4.89	2.22	18.0	45.7	125	8.6	*	100	N	N

* **Couplings:** Refer to CrimpSource at www.safehose.com for coupling recommendations and crimp specifications.

** **Stock:** "Y" indicates stocked item; "N" indicates non-stocked item. Stock status subject to change. Contact Parker Customer Service.



GREEN LABEL™

Corrugated Tank Truck Hose

Series 7705

Series 7705 is a flexible, medium pressure suction and discharge hose designed to handle oil and refined fuels such as biodiesel (to B100 in dedicated and non-dedicated service), diesel, ethanol and gasoline. The corrugated hose construction incorporates a dual wire helix that provides full suction capability, flexibility, kink resistance, and a path to conduct a static electrical charge to ground. The nitrile/PVC cover is resistant to abrasion, oil and weathering, and is available in 200-foot continuous lengths.

NOTE: Refer to the table on pages 213-214 for fuel compatibility and service conditions.

Tube:	Black nitrile
Reinforcement:	Multiple textile plies with dual wire helix
Cover:	Black nitrile/PVC; corrugated wrapped finish
Temp. Range:	-20°F to +180°F (-29°C to +82°C)
Brand Method:	Black text on green stripe
Brand Example:	PARKER SERIES 7705 GREEN LABEL™ TANK TRUCK HOSE XXX PSI MAX WP MADE IN USA
Design Factor:	4:1
Industry Standards:	None applicable
Applications:	<ul style="list-style-type: none"> • Biodiesel (to B100 in dedicated and non-dedicated service), diesel, ethanol, gasoline, oil • In-plant and storage tank transfer • Delivery, transport
Vacuum:	Full
Packaging:	Coils

Part Number	ID (in)	ID (mm)	Reinf Plies	OD (in)	OD (mm)	Approx Wt (lbs/ft)	Approx Wt (kg/ft)	Min Bend Rad (in)	Min Bend Rad (mm)	Max Rec WP (psi)	Max Rec WP (bar)	Perm Cplg Rec *	Std Pack Qty (ft)	Stock Status **
7705-1000	1	25.4	2	1.437	36.5	0.55	0.25	2.0	50.8	200	13.8	43	100	Y
7705-1250	1-1/4	31.8	2	1.693	43.0	0.70	0.32	2.5	63.5	200	13.8	*	100	Y
7705-1500	1-1/2	38.1	2	1.969	50.0	0.83	0.38	3.0	76.2	200	13.8	43	100	Y
7705-2000	2	50.8	2	2.440	62.8	1.00	0.45	4.0	101.6	200	13.8	43	100	Y
7705-2500	2-1/2	63.5	2	2.953	75.0	1.37	0.62	5.0	127.0	200	13.8	*	100	Y
7705-3000	3	76.2	2	3.488	88.6	1.75	0.79	5.0	127.0	200	13.8	*	100	Y
7705-4000	4	101.6	2	4.527	115.0	2.33	1.06	6.0	152.4	150	10.3	*	100	Y

* **Couplings:** Refer to CrimpSource at www.safehose.com for coupling recommendations and crimp specifications.

** **Stock:** "Y" indicates stocked item; "N" indicates non-stocked item. Stock status subject to change. Contact Parker Customer Service.

⚠️ WARNINGS!

- ▶ Couplings attached with bands or clamps may reduce the working pressure of the hose assembly to less than the maximum rated working pressure of the hose. Refer to the [NAHAD Industrial Hose Assembly Guidelines](#).
- ▶ Do not use for oil or fuel transfer service in or on open water.



ARCTIC TRANSLITE®

Low Temperature Corrugated Tank Truck Hose

Series SWC325

Series SWC325 is a flexible, lightweight, low temperature suction and discharge hose designed to handle oil and refined fuels such as biodiesel (to B100 in dedicated service), diesel, ethanol and gasoline. The corrugated hose construction incorporates a dual wire helix that provides full suction capability, flexibility and kink resistance—even in the harshest cold climate conditions to -67°F (-55°C)—and a path to conduct a static electrical charge to ground. The cover is resistant to abrasion, oil and weathering.

NOTE: Refer to the table on pages 213-214 for fuel compatibility and service conditions.

Tube: Black nitrile
Reinforcement: Multiple textile plies with dual wire helix
Cover: Black nitrile; corrugated wrapped finish
Temp. Range: -67°F to +180°F (-55°C to +82°C)
Brand Method: White text on blue stripe
Brand Example: PARKER SERIES SWC325 ARCTIC TRANSLITE® -67°F LOW-TEMP TANK TRUCK HOSE XXX PSI WP MADE IN USA

Design Factor: 4:1

Industry Standards: None applicable

Applications:

- Biodiesel (to B100 in dedicated service), diesel, ethanol, gasoline, oil
- Low temperature in-plant and storage tank transfer
- Low temperature delivery, transport

Vacuum: Full
Packaging: Coils

Part Number	ID (in)	ID (mm)	Reinf Plies	OD (in)	OD (mm)	Approx Wt (lbs/ft)	Approx Wt (kg/ft)	Min Bend Rad (in)	Min Bend Rad (mm)	Max Rec WP (psi)	Max Rec WP (bar)	Perm Cplg Rec *	Std Pack Qty (ft)	Stock Status **
SWC325-1500	1-1/2	38.1	2	2.080	52.8	0.83	0.38	1.5	3.8	150	10.3	C&G, HAPS, TM	100	Y
SWC325-2000	2	50.8	2	2.580	65.5	1.19	0.54	2.0	5.1	150	10.3	C&G	100	Y
SWC325-2500	2-1/2	63.5	2	3.120	79.2	1.56	0.71	2.5	6.4	150	10.3	*	100	N
SWC325-3000	3	76.2	2	3.680	93.5	2.12	0.96	3.0	7.6	150	10.3	C&G, TM	100	Y
SWC325-4000	4	101.6	2	4.680	118.9	2.79	1.27	4.0	10.2	150	10.3	C&G, TM	100	Y
SWC325-6000	6	152.4	2	6.750	171.5	4.87	2.21	6.0	15.2	125	8.6	*	100	Y

* **Couplings:** Refer to CrimpSource at www.safehose.com for coupling recommendations and crimp specifications.

NOTE: C&G (above) designates crimped-on Cam and Groove couplings.

** **Stock:** "Y" indicates stocked item; "N" indicates non-stocked item. Stock status subject to change. Contact Parker Customer Service.

⚠ WARNINGS!

- ▶ Couplings attached with bands or clamps may reduce the working pressure of the hose assembly to less than the maximum rated working pressure of the hose. Refer to the [NAHAD Industrial Hose Assembly Guidelines](#).
- ▶ Do not use for oil or fuel transfer service in or on open water.



LIGHT-N-BRIGHT™ Plus

Corrugated Petroleum Drop Hose

External PVC Helix

Series SP204

Series SP204 is an extremely flexible, lightweight drop hose designed to handle oil and refined fuels such as biodiesel (to B100 in dedicated service), diesel, ethanol and gasoline in gravity flow or suction applications. The lightweight hose construction incorporates a static wire as a path to conduct an electrical charge to ground, and the cover features an external PVC helix for full suction capability, flexibility and superior abrasion, crush and kink resistance. Series SP100 banding coils are recommended for installation of couplings. Series XSP100 abrasion coils are available for maximum abrasion resistance along the entire length of the hose.

NOTE: Refer to the table on pages 213-214 for fuel compatibility and service conditions.

Tube:	Black nitrile
Reinforcement:	Multiple textile plies with static wire
Cover:	Black nitrile with external orange PVC helix
Temp. Range:	-40°F to +150°F (-40°C to +65°C)
Brand Method:	Solid gray stripe
Brand Example:	Not branded
Design Factor:	4:1
Industry Standards:	None applicable
Applications:	<ul style="list-style-type: none"> Biodiesel (to B100 in dedicated service), diesel, ethanol, gasoline, oil In-plant and storage tank transfer; transport, delivery Drop/gravity flow service
Vacuum:	Full
Packaging:	Coils

Part Number	ID (in)	ID (mm)	Reinf Plies	OD (in)	OD (mm)	Approx Wt (lbs/ft)	Approx Wt (kg/ft)	Min Bend Rad (in)	Min Bend Rad (mm)	Max Rec WP (psi)	Max Rec WP (bar)	Std Pack Qty (ft)	Stock Status **
SP204-2000	2	50.8	2	3.000	76.2	1.23	0.56	4.0	101.6	100	7.0	100	Y
SP204-3000	3	76.2	2	4.000	101.6	1.76	0.80	6.0	152.4	100	7.0	100	Y
SP204-4000	4	101.6	2	5.000	127.0	2.30	1.04	8.0	203.2	100	7.0	100	Y
SP204-6000	6	152.4	2	7.000	177.8	3.50	1.59	12.0	304.8	75	5.0	100	N

* **Couplings:** Refer to CrimpSource at www.safehose.com for coupling recommendations and crimp specifications.

** **Stock:** "Y" indicates stocked item; "N" indicates non-stocked item. Stock status subject to change. Contact Parker Customer Service.

⚠ WARNINGS!

- ▶ Couplings attached with bands or clamps may reduce the working pressure of the hose assembly to less than the maximum rated working pressure of the hose. Refer to the [NAHAD Industrial Hose Assembly Guidelines](#).
- ▶ Do not use for oil or fuel transfer service in or on open water.



LIGHT-N-BRIGHT™ Corrugated Tank Truck Hose External PVC Helix Series SP353

Series SP353 is a flexible, lightweight drop hose designed to handle oil and refined fuels such as biodiesel (to B100 in dedicated service), diesel, ethanol and gasoline in gravity flow, higher pressure pump-off, or suction applications. The lightweight hose construction incorporates a static wire as a path to conduct an electrical charge to ground, and the cover features an external PVC helix for full suction capability, flexibility and superior abrasion, crush and kink resistance. Series SP100 banding coils are recommended for installation of couplings. Series XSP100 abrasion coils are available for maximum abrasion resistance along the entire length of the hose.

NOTE: Refer to the table on pages 213-214 for fuel compatibility and service conditions.

Tube:	Black nitrile
Reinforcement:	Multiple textile plies with static wire
Cover:	Black nitrile with external red PVC helix
Temp. Range:	-40°F to +150°F (-40°C to +65°C)
Brand Method:	Solid gray stripe
Brand Example:	Not branded
Design Factor:	4:1
Industry Standards:	None applicable
Applications:	<ul style="list-style-type: none"> • Biodiesel (to B100 in dedicated service), diesel, ethanol, gasoline, oil • In-plant and storage tank transfer; transport, delivery • Drop/gravity flow, pump-off service
Vacuum:	Full
Packaging:	Coils

Part Number	ID (in)	ID (mm)	Reinf Plies	OD (in)	OD (mm)	Approx Wt (lbs/ft)	Approx Wt (kg/ft)	Min Bend Rad (in)	Min Bend Rad (mm)	Max Rec WP (psi)	Max Rec WP (bar)	Std Pack Qty (ft)	Stock Status **
SP353-2000	2	50.8	2	3.000	76.2	1.25	0.57	6.0	152.4	150	10.3	100	Y
SP353-3000	3	76.2	2	4.000	101.6	1.78	0.81	8.0	203.2	150	10.3	100	Y
SP353-4000	4	101.6	2	5.000	127.0	2.32	1.05	10.0	254.0	150	10.3	100	Y
SP353-6000	6	152.4	2	7.000	177.8	3.49	1.58	24.0	609.6	150	10.3	100	N

* **Couplings:** Refer to CrimpSource at www.safehose.com for coupling recommendations and crimp specifications.

** **Stock:** "Y" indicates stocked item; "N" indicates non-stocked item. Stock status subject to change. Contact Parker Customer Service.

⚠️ WARNINGS!

- ▶ Couplings attached with bands or clamps may reduce the working pressure of the hose assembly to less than the maximum rated working pressure of the hose. Refer to the [NAHAD Industrial Hose Assembly Guidelines](#).
- ▶ Do not use for oil or fuel transfer service in or on open water.



Orange PVC Banding Coil / PVC Abrasion Coil

Series SP100 / XSP100

Series SP100 is a rugged PVC coil that threads onto a complementary hose end to create a uniform banding area for coupling attachment. The coil fills the gaps between the loops of the outer PVC helix, providing an area for securing the banding clamp or ferrule. Series XSP100 threads onto the entire length of a complementary hose to protect it from abrasion and scuffs, helping to extend hose life in highly abrasive areas. Series SP100 and XSP100 are applied to Parker SP204, SP330, SP353 and SP483 hoses.





SP100 (ea)

Part Number	Hose ID (in)	Hose ID (mm)	Approx Wt (lbs/ft)	Approx Wt (kg/ft)	Turns	Stock Status **
SP100-2000	2	50.8	0.19	0.09	8	Y
SP100-3000	3	76.2	0.33	0.15	10	Y
SP100-4000	4	101.6	0.46	0.21	10	Y
SP100-6000	6	152.4	1.02	0.46	16	Y

** **Stock:** "Y" indicates stocked item; "N" indicates non-stocked item. Stock status subject to change. Contact Parker Customer Service.

Optional Colors: Gray, Green, Red, Sand Matte. Specify color when ordering.

Cover colors available:

Gray	
Green	
Red	
Sand Matte	

XSP100 (ft)

Part Number	Hose ID (in)	Hose ID (mm)	Approx Wt (lbs/ft)	Approx Wt (kg/ft)	Ft.	Stock Status **
XSP100-2000	2	50.8	0.19	0.09	100	N
XSP100-3000	3	76.2	0.33	0.15	100	N
XSP100-4000	4	101.6	0.46	0.21	100	N
XSP100-6000	6	152.4	1.02	0.46	100	N

* **Couplings:** Refer to CrimpSource at www.safehose.com for coupling recommendations and crimp specifications.

** **Stock:** "Y" indicates stocked item; "N" indicates non-stocked item. Stock status subject to change. Contact Parker Customer Service.

Optional Colors: Gray, Green, Red, Sand Matte. Specify color when ordering.



Heavy Duty Tank Truck Hose

Series EW353

Custom Made Hose

Series EW353 is a custom designed, large diameter heavy duty suction and discharge hose to handle oil and refined fuels such as biodiesel (to B100 in dedicated service), diesel, ethanol and gasoline. The hose construction incorporates a dual wire helix that provides full suction capability, kink resistance, and a path to conduct a static electrical charge to ground. The cover is resistant to abrasion, oil and weathering. Series EW353 is compatible with 50% aromatics.

NOTES: • Refer to the table on pages 213-214 for fuel compatibility and service conditions.
• Other customized versions of this product are available. Contact Parker.

Tube:	Black nitrile
Reinforcement:	Multiple textile plies with wire helix
Cover:	Black nitrile; wrapped finish
Temp. Range:	-40°F to +180°F (-40°C to +82°C)
Brand Method:	Black text on red stripe
Brand Example:	PARKER SERIES EW353 HEAVY DUTY TANK TRUCK HOSE MADE IN USA
Design Factor:	4:1
Industry Standards:	None applicable
Applications:	<ul style="list-style-type: none"> Biodiesel (to B100 in dedicated service), diesel, ethanol, gasoline, oil In-plant and storage tank transfer Bulk loading/unloading rail cars and tank trucks; delivery, transport
Vacuum:	Full
Packaging:	Straight lengths

Part Number	ID (in)	ID (mm)	Reinf Plies	OD (in)	OD (mm)	Approx Wt (lbs/ft)	Approx Wt (kg/ft)	Min Bend Rad (in)	Min Bend Rad (mm)	Max Rec WP (psi)	Max Rec WP (bar)	Std Pack Qty (ft)
EW353-8000	8	203.2	2	9.250	235.0	12.08	5.48	42.0	1066.8	150	10.3	n/a
EW353-10000	10	254.0	2	11.000	279.4	13.00	5.90	60.0	1524.0	75	5.2	n/a
EW353-12000	12	304.8	2	13.250	336.6	18.00	8.16	72.0	1828.8	65	4.5	n/a

Couplings: Plain ends only

⚠ WARNINGS!

- ▶ Couplings attached with bands or clamps may reduce the working pressure of the hose assembly to less than the maximum rated working pressure of the hose. Refer to the [NAHAD Industrial Hose Assembly Guidelines](#).
- ▶ Do not use for oil or fuel transfer service in or on open water.



Lightweight Petroleum Discharge Hose

Series SS107 (Black) and Series SS107R (Red)

Series SS107/SS107R is a lightweight, high pressure discharge hose designed to handle oil and refined fuels such as biodiesel (to B100 in dedicated service), diesel, ethanol and gasoline. The hose construction incorporates a static wire as a path to conduct an electrical charge to ground. The cover is resistant to abrasion, oil and weathering. Series SS107/SS107R is available in 200-foot continuous lengths.

NOTE: Refer to the table on pages 213-214 for fuel compatibility and service conditions.

Tube:	Black nitrile
Reinforcement:	Multiple textile plies with static wire
Cover:	SS107: Black nitrile, wrapped finish SS107R: Red chloroprene, wrapped finish
Temp. Range:	-40°F to +180°F (-40°C to +82°C)
Brand Method:	SS107: White text on black stripe SS107R: White text on red stripe
Brand Example:	PARKER SERIES SS107(R) FUEL DISCHARGE XXX PSI WP MADE IN USA
Design Factor:	4:1
Industry Standards:	None applicable
Applications:	<ul style="list-style-type: none"> Biodiesel (to B100 in dedicated service), diesel, ethanol, gasoline, oil In-plant and storage tank transfer/discharge Delivery/transport discharge
Vacuum:	Not recommended
Compare to:	Gates Steer; Veyance Plicord Fuel Delivery
Packaging:	Coils

Series SS107 (Black) and Series SS107R (Red)

Part Number SS107 or SS107R	ID (in)	ID (mm)	Reinf Plies	OD (in)	OD (mm)	Approx Wt (lbs/ft)	Approx Wt (kg/ft)	Max Rec WP (psi)	Max Rec WP (bar)	Perm Cplg Rec *	Std Pack Qty (ft)	SS107 Stock Status **	SS107R Stock Status **
-1250	1-1/4	31.8	2	1.598	40.6	0.42	0.19	250	17.2	*	100	Y	N
-1500	1-1/2	38.1	2	1.843	46.8	0.49	0.22	250	17.2	*	100	Y	N
-2000	2	50.8	4	2.456	62.4	0.89	0.40	200	13.8	*	100	Y	N
-3000	3	76.2	4	3.456	87.8	1.28	0.58	200	13.8	*	100	Y	N
-4000	4	101.6	4	4.543	115.4	1.83	0.83	200	13.8	*	100	N	N
-6000	6	152.4	4	6.670	169.4	3.39	1.54	200	13.8	*	100	N	N

* **Couplings:** Refer to CrimpSource at www.safehose.com for coupling recommendations and crimp specifications.

** **Stock:** "Y" indicates stocked item; "N" indicates non-stocked item. Stock status subject to change. Contact Parker Customer Service.

⚠ WARNINGS!

- ▶ Couplings attached with bands or clamps may reduce the working pressure of the hose assembly to less than the maximum rated working pressure of the hose. Refer to the [NAHAD Industrial Hose Assembly Guidelines](#).
- ▶ Do not use for oil or fuel transfer service in or on open water.



Heavy Duty Petroleum Discharge Hose

Series ES145

Custom Made Hose

Series ES145 is a custom designed heavy duty, high pressure discharge hose to handle oil and refined fuels such as biodiesel (to B100 in dedicated service), diesel, ethanol and gasoline. The hose construction incorporates a static wire as a path to conduct an electrical charge to ground. The cover is resistant to abrasion, oil and weathering.

NOTES:

- Refer to the table on pages 213-214 for fuel compatibility and service conditions.
- Other customized versions of this product are available. Contact Parker.

Tube:	Black nitrile
Reinforcement:	Multiple textile plies with static wire
Cover:	Black nitrile; wrapped finish
Temp. Range:	-40°F to +180°F (-40°C to +82°C)
Brand Method:	Black text on yellow stripe
Brand Example:	PARKER SERIES ES145 HEAVY DUTY OIL AND GAS HOSE 300 PSI WP MADE IN USA
Design Factor:	4:1
Industry Standards:	None applicable
Applications:	<ul style="list-style-type: none"> • Biodiesel (to B100 in dedicated service), diesel, ethanol, gasoline, oil • High pressure in-plant and storage tank transfer/discharge • High pressure bulk loading rail cars and tank trucks; delivery/transport discharge
Vacuum:	Not recommended
Packaging:	Coils
Couplings:	Per customer specifications

Part Number	ID (in)	ID (mm)	Reinf Plies	OD (in)	OD (mm)	Approx Wt (lbs/ft)	Approx Wt (kg/ft)	Max Rec WP (psi)	Max Rec WP (bar)	Std Pack Qty (ft)
ES145-1500	1-1/2	38.1	4	2.375	60.3	1.34	0.61	300	21	100
ES145-2000	2	50.8	4	2.875	73.0	1.69	0.77	300	21	100
ES145-3000	3	76.2	4	3.875	98.4	2.34	1.06	300	21	100
ES145-4000	4	101.6	4	4.875	123.8	3.11	1.41	300	21	100
ES145-6000	6	152.4	6	7.063	179.4	5.64	2.56	300	21	100

⚠ WARNINGS!

- ▶ Couplings attached with bands or clamps may reduce the working pressure of the hose assembly to less than the maximum rated working pressure of the hose. Refer to the [NAHAD Industrial Hose Assembly Guidelines](#).
- ▶ Do not use for oil or fuel transfer service in or on open water.



Lightweight Petroleum Discharge Hose

Series SS254

Series SS254 is a large diameter, lightweight discharge hose designed to handle oil and refined fuels such as biodiesel (to B100 in dedicated service), diesel, ethanol and gasoline. The hose construction incorporates a static wire as a path to conduct an electrical charge to ground. The cover is resistant to abrasion, oil and weathering.

NOTE: Refer to the table on pages 213-214 for fuel compatibility and service conditions.

Tube:	Black nitrile
Reinforcement:	Multiple textile plies with static wire
Cover:	Black nitrile; wrapped finish
Temp. Range:	-40°F to +180°F (-40°C to +82°C)
Brand Method:	Black text on red stripe
Brand Example:	PARKER SERIES SS254 OIL & GAS DISCHARGE 150 PSI WP MADE IN USA
Design Factor:	4:1
Industry Standards:	None applicable
Applications:	<ul style="list-style-type: none"> • Biodiesel (to B100 in dedicated service), diesel, ethanol, gasoline, oil • In-plant and storage tank transfer/discharge • Delivery/transport discharge
Vacuum:	Not recommended
Packaging:	Coils

Part Number	ID (in)	ID (mm)	Reinf Plies	OD (in)	OD (mm)	Approx Wt (lbs/ft)	Approx Wt (kg/ft)	Max Rec WP (psi)	Max Rec WP (bar)	Perm Cplg Rec *	Std Pack Qty (ft)	Stock Status **
SS254-6000	6	152.4	4	6.844	173.8	4.25	1.93	150	10.3	*	100	N
SS254-8000	8	203.2	4	8.844	224.6	5.74	2.60	150	10.3	*	100	N

* **Couplings:** Refer to CrimpSource at www.safehose.com for coupling recommendations and crimp specifications.

** **Stock:** "Y" indicates stocked item; "N" indicates non-stocked item. Stock status subject to change. Contact Parker Customer Service.

⚠️ WARNINGS!

- ▶ Couplings attached with bands or clamps may reduce the working pressure of the hose assembly to less than the maximum rated working pressure of the hose. Refer to the [NAHAD Industrial Hose Assembly Guidelines](#).
- ▶ Do not use for oil or fuel transfer service in or on open water.



MPW-1000® High Pressure Wire Braid Multipurpose Hose Series 7204

Series 7204 is an extremely versatile hose designed to handle air, mild chemicals, oil, refined fuels such as biodiesel (to B20 in dedicated and non-dedicated service), diesel, ethanol and gasoline, saturated steam and water. The hose construction incorporates a premium grade tube especially suited for high temperature materials such as hot asphalt, glue, oil, tar and wax to 300°F continuous/350°F intermittent (149°C/177°C). The high tensile wire braid reinforcement provides durability, kink resistance, high pressure capability and superior coupling retention, and the cover is resistant to heat, oil and weathering. Series 7204 is also designed for saturated steam applications at temperatures to 368°F (187°C) and pressures to 150 psi (10.3 bar). The tube resists popcorning and oil-based detergents and rust inhibitors found in steam systems.

NOTES:

- Refer to the table on pages 213-214 for fuel compatibility and service conditions.
- Do not use for fuel dispensing service applications requiring API, NFPA, UL, ULC or any other agency approval or listing.

Tube:	Black nitrile
Reinforcement:	One wire braid
Cover:	Black chloroprene; perforated wrapped finish
Temp. Range:	Steam: -20°F to +368°F (-29°C to +187°C) saturated steam to 150 psi max WP Other: -20°F to +300°F (-29°C to +149°C) / 350° (177°C) intermittent
Brand Method:	Embossed
Brand Example:	PARKER SERIES 7204 MPW-1000 PSI MAX WP (150 PSI MAX WP - STEAM) (DATE CODE) MADE IN USA
Design Factor:	4:1 (10.1 Steam)
Industry Standards:	None applicable
Applications:	<ul style="list-style-type: none"> • Air, mild chemicals, oil, water; hot asphalt, glue, oil, tar and wax; steam; biodiesel (to B20 in dedicated and non-dedicated service), diesel, ethanol, gasoline • High pressure washdown; cleaning containment vessels and manufacturing equipment; cleaning and heating processing equipment • Construction, general industrial, refineries
Vacuum:	Not recommended
Compare to:	Boston Hot Tar Pumping; Gates 319MB Gold Master; Veyance Pyroflex
Packaging:	Reels

(Continued on the following page)

⚠️ WARNINGS!

- ▶ Failure to properly inspect, maintain, test and use steam hose assemblies may result in property damage, personal injury or death. Refer to ARPM publication IP-11-1, "Steam Hose, Guide for Maintenance, Testing and Inspection."
- ▶ Water changes to hot water and phases of steam when subjected to heat and pressure. The greater the pressure, the higher the temperature required to achieve and maintain a steam phase. If steam escapes, dangerous quantities of heat may be released very suddenly. Exposure to hot water, low pressure steam and high pressure steam may cause severe scalding or fatal burns.
- ▶ Use only hoses designated for steam service for steam applications. Use ONLY Parker recommended hose/coupling combinations for steam applications. Refer to CrimpSource at www.safehose.com.
- ▶ Drain steam hose after each use to reduce the possibility of hose popcorning while in service.
- ▶ Couplings attached with bands or clamps may reduce the working pressure of the hose assembly to less than the maximum rated working pressure of the hose. Refer to the NAHAD Industrial Hose Assembly Guidelines.

Series 7204 – MPW-1000® Multipurpose Hose (Continued)

Non-Steam Applications

Part Number	ID (in)	ID (mm)	Reinf Braids	OD (in)	OD (mm)	Approx Wt (lbs/ft)	Approx Wt (kg/ft)	Min Bend Rad (in)	Min Bend Rad (mm)	Max Rec WP (psi)	Max Rec WP (bar)	Perm Cplg Rec *	Std Pack Qty (ft)	Stock Status **
Non-Steam Applications														
7204-501	1/2	12.7	1	0.906	23.0	0.34	0.15	7.0	177.8	1000	69.0	43	500	N
7204-751	3/4	19.1	1	1.187	30.1	0.52	0.24	9.5	241.3	1000	69.0	43	500	Y
7204-1001	1	25.4	1	1.500	38.1	0.75	0.34	12.0	304.8	1000	69.0	43	500	Y

* **Couplings:** Refer to CrimpSource at www.safehose.com for coupling recommendations and crimp specifications.

** **Stock:** “Y” indicates stocked item; “N” indicates non-stocked item. Stock status subject to change. Contact Parker Customer Service.



Hot Tar & Asphalt Hose

Series SW387

Series SW387 is a suction and discharge hose designed to handle high temperature materials such as hot asphalt, glue, oil, tar and wax to 300°F continuous/350°F intermittent (149°C/177°C). The hose also handles refined fuels such as biodiesel (to B100 in dedicated service), diesel, ethanol and gasoline. The hose construction incorporates a dual wire helix that provides full suction capability, kink resistance and a path to conduct a static electrical charge to ground. The cover is resistant to abrasion, heat, oil and weathering.

NOTE: Refer to the table on pages 213-214 for fuel compatibility and service conditions.

Tube:	Black nitrile
Reinforcement:	Multiple textile plies with dual wire helix
Cover:	Black nitrile; wrapped finish
Temp. Range:	-40°F to +300°F (-40°C to +177°C)
Brand Method:	Black text on red stripe
Brand Example:	PARKER SERIES SW387 HOT TAR & ASPHALT XXX PSI WP MADE IN USA
Design Factor:	4:1
Industry Standards:	None applicable
Applications:	<ul style="list-style-type: none"> Hot asphalt, glue, oil, tar and wax; biodiesel (to B100 in dedicated service), diesel, ethanol, gasoline In-plant and storage tank transfer Delivery, transport applicator trucks
Vacuum:	Full
Compare to:	Boston Black Cat; Thermoid Transporter; Veyance Pyroflex
Packaging:	Coils

Part Number	ID (in)	ID (mm)	Reinf Plies	OD (in)	OD (mm)	Approx Wt (lbs/ft)	Approx Wt (kg/ft)	Min Bend Rad (in)	Min Bend Rad (mm)	Max Rec WP (psi)	Max Rec WP (bar)	Perm Cplg Rec *	Std Pack Qty (ft)	Stock Status **
SW387-1500	1-1/2	38.1	2	2.125	54.0	0.98	0.44	6.0	152.4	150	10.3	–	100	Y
SW387-2000	2	50.8	2	2.625	66.7	1.43	0.65	8.0	203.2	150	10.3	–	100	Y
SW387-2500	2-1/2	63.5	2	3.375	85.7	1.84	0.83	10.0	254.0	150	10.3	–	100	N
SW387-3000	3	76.2	2	3.750	95.3	2.42	1.10	12.0	304.8	150	10.3	–	100	Y
SW387-4000	4	101.6	2	4.813	122.2	3.60	1.63	18.0	457.2	150	10.3	–	100	Y

* **Couplings:** Refer to CrimpSource at www.safehose.com for coupling recommendations and crimp specifications.

** **Stock:** "Y" indicates stocked item; "N" indicates non-stocked item. Stock status subject to change. Contact Parker Customer Service.

WARNING! Do not use for continuous service at 350°F. Do not use above 350°F for any service or any duration. Using above the recommended service duration or temperature may lead to premature hose failure and property damage, personal injury or death.



E-Z FORM™ MP

Multipurpose Oil Resistant Hose

Series 7219

Series 7219 is an extremely flexible, lightweight, low pressure oil suction/return hose and vehicle fuel fill connector line—as well as a suction and discharge hose for refined fuels such as biodiesel (to B20 in dedicated and non-dedicated service), diesel, ethanol and gasoline. The lightweight Greek corrugated hose construction incorporates a wire helix that provides full suction capability, superior kink resistance, minimal force-to-bend and a path to conduct a static electrical charge to ground. The unique Greek corrugations are tightly pitched and precision-engineered, providing extreme flexibility and kink resistance compared to the conventional rounded corrugation profile. The cover is resistant to oil and weathering. Series 7219 is capable of being routed through confined spaces where formed hose might normally be required.

NOTES: • Refer to the table on pages 213-214 for fuel compatibility and service conditions.

- Do not use in fuel dispensing or service applications requiring API, NFPA, UL, ULC or any other agency approval or listing.
- Do not drag across sharp edges or highly abrasive surfaces.
- For E-Z FORM™ coolant, vacuum and water hose, refer to Series 7395.

Tube:	Black nitrile
Reinforcement:	Mutiple textile plies with wire helix
Cover:	Black chloroprene; Greek corrugated finish
Temp. Range:	-20°F to +200°F (-29°C to +93°C)
Brand Method:	Black text on red stripe
Brand Example:	PARKER SERIES 7219 E-Z FORM™ MP HOSE 75 PSI MAX WP
Design Factor:	4:1
Industry Standards:	None applicable
Applications:	<ul style="list-style-type: none"> • Biodiesel (to B20 in dedicated and non-dedicated service), diesel, ethanol, gasoline, oil • Oil suction/return lines; vehicle fuel fill connector lines • Agricultural equipment, construction equipment, off-road equipment
Vacuum:	Full
Packaging:	Coils

(Continued on the following page)

⚠ WARNING! Couplings attached with bands or clamps may reduce the working pressure of the hose assembly to less than the maximum rated working pressure of the hose. Refer to the [NAHAD Industrial Hose Assembly Guidelines](#).

Series 7219 – E-Z FORM™ MP Multipurpose Oil Resistant Hose (Continued)

Part Number	ID (in)	ID (mm)	Reinf Plies	OD (in)	OD (mm)	Approx Wt (lbs/ft)	Approx Wt (kg/ft)	Min Bend Rad (in)	Min Bend Rad (mm)	Max Rec WP (psi)	Max Rec WP (bar)	Perm Cplg Rec *	Std Pack Qty (ft)	Stock Status **
7219-0500025	1/2	12.7	2	0.906	23.0	0.23	0.10	1.4	35.6	75	5.2	HY	25	Y
7219-0500130	1/2	12.7	2	0.906	23.0	0.23	0.10	1.4	35.6	75	5.2	HY	130	N
7219-0594025	19/32	15.1	2	0.984	25.0	0.25	0.11	1.8	45.7	75	5.2	HY	25	N
7219-0594130	19/32	15.1	2	0.984	25.0	0.25	0.11	1.8	45.7	75	5.2	HY	130	N
7219-0625025	5/8	15.9	2	1.024	26.0	0.27	0.12	1.8	45.7	75	5.2	HY	25	Y
7219-0625130	5/8	15.9	2	1.024	26.0	0.27	0.12	1.8	45.7	75	5.2	HY	130	N
7219-0688025	11/16	17.5	2	1.102	28.0	0.29	0.13	1.8	45.7	75	5.2	*	25	N
7219-0688130	11/16	17.5	2	1.102	28.0	0.29	0.13	1.8	45.7	75	5.2	*	130	N
7219-0750025	3/4	19.1	2	1.142	29.0	0.31	0.14	2.0	50.8	75	5.2	HY	25	Y
7219-0750130	3/4	19.1	2	1.142	29.0	0.31	0.14	2.0	50.8	75	5.2	HY	130	N
7219-0813025	13/16	20.6	2	1.181	30.0	0.32	0.15	2.0	50.8	75	5.2	*	25	N
7219-0813130	13/16	20.6	2	1.181	30.0	0.32	0.15	2.0	50.8	75	5.2	*	130	N
7219-1000025	1	25.4	2	1.378	35.0	0.38	0.17	2.0	50.8	75	5.2	HY	25	Y
7219-1000130	1	25.4	2	1.378	35.0	0.38	0.17	2.0	50.8	75	5.2	HY	130	N
7219-1125025	1-1/8	28.6	2	1.496	38.0	0.42	0.19	2.6	66.0	75	5.2	*	25	Y
7219-1125130	1-1/8	28.6	2	1.496	38.0	0.42	0.19	2.6	66.0	75	5.2	*	130	N
7219-1188025	1-3/16	30.2	2	1.575	40.0	0.45	0.20	3.0	76.2	75	5.2	*	25	N
7219-1188130	1-3/16	30.2	2	1.575	40.0	0.45	0.20	3.0	76.2	75	5.2	*	130	N
7219-1250025	1-1/4	31.8	2	1.693	43.0	0.50	0.23	3.1	78.7	75	5.2	HY	25	Y
7219-1250130	1-1/4	31.8	2	1.693	43.0	0.50	0.23	3.1	78.7	75	5.2	HY	130	N
7219-1375025	1-3/8	34.9	2	1.811	46.0	0.54	0.24	3.7	93.9	75	5.2	*	25	Y
7219-1375130	1-3/8	34.9	2	1.811	46.0	0.54	0.24	3.7	93.9	75	5.2	*	130	N
7219-1500025	1-1/2	38.1	2	1.929	49.0	0.58	0.26	3.9	99.1	75	5.2	43	25	Y
7219-1500130	1-1/2	38.1	2	1.929	49.0	0.58	0.26	3.9	99.1	75	5.2	43	130	N
7219-1563025	1-9/16	39.7	2	2.008	51.0	0.61	0.28	4.3	109.2	75	5.2	*	25	N
7219-1563130	1-9/16	39.7	2	2.008	51.0	0.61	0.28	4.3	109.2	75	5.2	*	130	N
7219-1625025	1-5/8	41.3	2	2.087	53.0	0.64	0.29	4.7	119.4	75	5.2	*	25	N
7219-1625130	1-5/8	41.3	2	2.087	53.0	0.64	0.29	4.7	119.4	75	5.2	*	130	N
7219-1750025	1-3/4	44.5	2	2.205	56.0	0.68	0.31	5.1	129.5	75	5.2	*	25	N
7219-1750130	1-3/4	44.5	2	2.205	56.0	0.68	0.31	5.1	129.5	75	5.2	*	130	N
7219-2000025	2	50.8	2	2.480	63.0	0.96	0.44	5.9	149.9	75	5.2	43	25	Y
7219-2000130	2	50.8	2	2.480	63.0	0.96	0.44	5.9	149.9	75	5.2	43	130	N
7219-2188025	2-3/16	55.6	2	2.638	67.0	1.03	0.47	7.1	180.3	75	5.2	*	25	N
7219-2188130	2-3/16	55.6	2	2.638	67.0	1.03	0.47	7.1	180.3	75	5.2	*	130	N
7219-2250025	2-1/4	57.1	2	2.756	70.0	1.08	0.49	7.9	200.7	75	5.2	*	25	Y
7219-2250130	2-1/4	57.1	2	2.756	70.0	1.08	0.49	7.9	200.7	75	5.2	*	130	N
7219-2375025	2-3/8	60.3	2	2.874	73.0	1.11	0.50	8.3	210.8	75	5.2	*	25	Y
7219-2375130	2-3/8	60.3	2	2.874	73.0	1.11	0.50	8.3	210.8	75	5.2	*	130	N
7219-2500025	2-1/2	63.5	2	3.012	76.5	1.17	0.53	8.7	221.0	75	5.2	*	25	Y
7219-2500130	2-1/2	63.5	2	3.012	76.5	1.17	0.53	8.7	221.0	75	5.2	*	130	N

* **Couplings:** Refer to CrimpSource at www.safehose.com for coupling recommendations and crimp specifications.

** **Stock:** "Y" indicates stocked item; "N" indicates non-stocked item. Stock status subject to change. Contact Parker Customer Service.

(Continued on the following page)



Series 7219 – E-Z FORM™ MP Multipurpose Oil Resistant Hose (Continued)

Part Number	ID (in)	ID (mm)	Reinf Plies	OD (in)	OD (mm)	Approx Wt (lbs/ft)	Approx Wt (kg/ft)	Min Bend Rad (in)	Min Bend Rad (mm)	Max Rec WP (psi)	Max Rec WP (bar)	Perm Cplg Rec *	Std Pack Qty (ft)	Stock Status **
7219-2563025	2-9/16	65.1	2	3.071	78.0	1.19	0.54	9.0	228.6	75	5.2	*	25	N
7219-2563130	2-9/16	65.1	2	3.071	78.0	1.19	0.54	9.0	228.6	75	5.2	*	130	N
7219-2750025	2-3/4	69.9	2	3.307	84.0	1.40	0.64	9.8	248.9	75	5.2	*	25	N
7219-2750130	2-3/4	69.9	2	3.307	84.0	1.40	0.64	9.8	248.9	75	5.2	*	130	N
7219-3000025	3	76.2	2	3.543	90.0	1.51	0.68	10.6	269.2	75	5.2	*	25	Y
7219-3000130	3	76.2	2	3.543	90.0	1.51	0.68	10.6	269.2	75	5.2	*	130	N
7219-3125025	3-1/8	79.4	2	3.701	94.0	1.57	0.71	11.8	299.7	75	5.2	*	25	N
7219-3125130	3-1/8	79.4	2	3.701	94.0	1.57	0.71	11.8	299.7	75	5.2	*	130	N
7219-3375025	3-3/8	85.7	2	3.937	100.0	1.74	0.79	12.9	327.7	75	5.2	*	25	N
7219-3375130	3-3/8	85.7	2	3.937	100.0	1.74	0.79	12.9	327.7	75	5.2	*	130	N
7219-3500025	3-1/2	88.9	2	4.094	104.0	1.92	0.87	13.6	345.4	75	5.2	*	25	N
7219-3500130	3-1/2	88.9	2	4.094	104.0	1.92	0.87	13.6	345.4	75	5.2	*	130	N
7219-3563025	3-9/16	90.5	2	4.134	105.0	1.96	0.89	13.8	350.5	75	5.2	*	25	N
7219-3563130	3-9/16	90.5	2	4.134	105.0	1.96	0.89	13.8	350.5	75	5.2	*	130	N
7219-4000025	4	101.6	2	4.567	116.0	2.20	1.00	15.7	398.8	75	5.2	*	25	Y
7219-4000130	4	101.6	2	4.567	116.0	2.20	1.00	15.7	398.8	75	5.2	*	130	N

* **Couplings:** Refer to CrimpSource at www.safehose.com for coupling recommendations and crimp specifications.

** **Stock:** “Y” indicates stocked item; “N” indicates non-stocked item. Stock status subject to change. Contact Parker Customer Service.

PVC



Hose Selector Guide – by application

Series	Trademark	Hose Application / Construction / Selector Guide		Tube	Cover	Size Range (in)	Pressure Range* (psi)	Temp Range* (°F)	Page No.
GPH	GPH™	Hose, multipurpose	Black, blue, gray, red, yellow	PVC	PVC	3/16 - 1	250-300	-15 / +150	249
100	NEXCLEAR®	Tubing, potable water	Clear, blue tint	PVC	n/a	1/16 - 2	30-60	+25 / +150	241
106	NEXCOL	Tubing, multipurpose	Black, blue, gray, green, white	PVC	n/a	1/8 - 1	25-65	+25 / +150	243
106 HSG	NEXCOL HSG	Tubing, aeration	Black	PVC	n/a	3/8 - 5/8	50	+25 / +150	244
115	NEXPRIME T	Tubing, fuel	Clear, amber tint	PVC	n/a	1/8 - 3/8	45-65	+25 / +150	245
125	NEXBRAID® SW	Hose, potable water, standard wall	Clear, reinforced	PVC	PVC	3/16 - 2	75-250	+25 / +150	257
126	NEXBRAID® HW	Hose, potable water, thick wall	Clear, reinforced	PVC	PVC	1/4 - 1-1/2	100-350	+25 / +150	257
128	NEXBRAID® PW	Hose, potable water by-pass	Blue	PVC	PVC	5/8 - 2	75-250	-13 / +150	263
160	NEXAQUA	Hose, water	Green opaque	PVC	PVC	1/2 - 5/8	125-150	+25 / +150	264
161	NEXAQUA	Hose, water	Green tint	PVC	PVC	3/4 - 1	100	+25 / +150	264
162	NEXAQUA RT	Hose, potable water	Clear, reinforced, red tracer	PVC	PVC	3/8 - 1-1/8	75-150	+25 / +150	260
164	NEXAQUA BT	Hose, potable water	Clear cover, reinforced, blue tracer	PVC	PVC	3/8 - 3/4	100-150	+25 / +150	260
167	NEXSPRAY U 600	Hose, fire extinguisher	Black	Blended PVC	Blended PVC	3/8 - 1/2	250	-65 / +150	256
202		Hose, high pressure spray	Yellow	Urethane/ PVC	PVC	3/8 - 3/4	600	+25 / +150	254
203		Hose, high pressure spray	Green	Urethane/ PVC	PVC	3/8 - 3/4	800	+25 / +150	254
268	NEXSPRAY	Hose, high pressure spray	Green or yellow	PVC	PVC	3/8 - 3/4	600	+25 / +150	253
439	NEXVA T	Tubing, chemicals	Black	EVA	n/a	7/8 - 1	75-100	-50 / +125	246
440	NEXVA T	Tubing, chemicals	Natural	EVA	n/a	3/8 - 1/2	70-125	-50 / +125	246
450	NEXVA	Hose, chemicals	Translucent	EVA	EVA	1/4 - 1	150-300	-50 / +125	255
475	NEXWRAP	Abrasion guard, harness	Spiral split	Polyethylene	n/a	3/8 - 1	n/a	-50 / +140	275
709	NEXSYN G55	Tubing, chemicals	Black, flexible	EPDM/TPV	n/a	3/16 - 1	25-40	-75 / +180	247

(Continued on the following page)

NOTE: This is a guide only. It is the responsibility of the end user to select and/or test the most appropriate product for the application. Refer to product pages for specific data. Contact Parker for additional information.

* Working pressures are at 68°F (20°C) ambient temperature. Higher temperatures reduce the available working pressure. See the PVC and Thermoplastic Temperature/Pressure chart on page 445.

See page 240 for Hose Selector Guide by industry standard. Refer to pages 9-10 for a complete listing of industry standards.

See pages ii through iv for an index of all product series by series number and pages v through xv for an index by application and by series name.

Due to continual product improvements, Parker reserves the right to alter specifications without prior notice.



Hose Selector Guide – by application (continued)

Series	Trademark	Hose Application / Construction / Selector Guide		Tube	Cover	Size Range (in)	Pressure Range* (psi)	Temp Range* (°F)	Page No.
714	NEXSYN F65	Tubing, potable water	Natural, flexible	EPDM/TPV	n/a	3/16 - 1	25-40	-75 / +180	248
715	NEXSYN H61	Hose, potable water	Gray, flexible	EPDM/TPV	EPDM/TPV	3/8 - 5/8	200	-75 / +180	262
7521	OMNI-FLEX™	Hose, multi-purpose	Oil resistant, black	PVC	PVC	1/4 - 1	200-300	-15 / +150	251
7522	OMNI-FLEX™	Hose, multi-purpose	Oil resistant, blue	PVC	PVC	1/4 - 1	200-300	-15 / +150	251
7523	OMNI-FLEX™	Hose, multi-purpose	Oil resistant, red	PVC	PVC	1/4 - 1	200-300	-15 / +150	251
7541	GULLY WASHER®	Hose, water discharge	Lay flat, blue	Nitrile/PVC	PVC	1-1/2 - 8	40-80	+14 / +140	271
7542	GULLY WASHER®	Hose, water discharge	Lay flat, red	Nitrile/PVC	PVC	1-1/2 - 8	100-150	+14 / +140	272
7545	GULLY WASHER®	Hose, water discharge	Lay flat, yellow	Nitrile/PVC	PVC	1-1/2 - 8	150-230	+14 / +140	273
7560	DYNAFLEX™	Hose, suction/discharge	Green	PVC	PVC	3/4 - 6	40-120	+23 / +140	266
7561	DYNAFLEX™	Hose, suction/discharge	Green, corrugated	PVC	PVC	1-1/2 - 4	56-99	+23 / +140	267
7563	DYNAFLEX™	Hose, suction/discharge	Clear, corrugated	PVC	PVC	1 - 6	30-55	+5 to +140	268
7564	DYNAFLEX™	Hose, suction/discharge	Clear, smooth	PVC	PVC	1/2 - 6	35-120	+23 / +140	269
7570	DYNAFLEX™	Hose, suction/discharge	Green tint, wire helix	PVC	PVC	3/8 - 6	28-115	+14 / +140	270
7575		Abrasion guard, harness	Longitudinal split	PVC	PVC	3	n/a		274
7581	THORO-BRAID®	Hose, potable water	Clear, reinforced	PVC	n/a	1/4 - 2	85-355	+14 / +140	259

NOTE: This is a guide only. It is the responsibility of the end user to select and/or test the most appropriate product for the application. Refer to product pages for specific data. Contact Parker for additional information.

* Working pressures are at 68°F (20°C) ambient temperature. Higher temperatures reduce the available working pressure. See the [PVC and Thermoplastic Temperature/Pressure chart on page 445](#).

See the following page for Hose Selector Guide by industry standard. Refer to pages 9-10 for a complete listing of industry standards.

See pages ii through iv for an index of all product series by series number and pages v through xv for an index by application and by series name.

Hose Selector Guide – by industry standard

Industry Standards	EU**	FDA	MSHA	ANSI/ NSF 51**	ANSI/ NSF 61**	Non-conductive	RoHS	UL92	US Govt A-A-52047 Type VI	USP CLASS VI
Hose Series	100	100	7542	100	128	GPH	100	167	100	100
	125	125	7545	125	714		125			125
	126	126	7575	126	715		126			126
	162	128		162			162			162
	714	162		715			164			
	715	164					440			
		714					450			
		715					714			
		7563					715			
		7564								
		7570								
		7581								

NOTE: This is a guide only. It is the responsibility of the end user to select and/or test the most appropriate product for the application. Refer to product pages for specific data. Contact Parker for additional information.

** Refer to specific product page for more information.

See previous two pages for Hose Selector Guide by application. Refer to pages 9-10 for a complete listing of industry standards.

See pages ii through iv for an index of all product series by series number and pages v through xv for an index by application and by series name.



NEXCLEAR®

Clear PVC Tubing

FDA, NSF 51, USP Class VI

Series 100



Series 100 is flexible PVC tubing for beverages and potable water, non-fatty and non-oily foods and sanitary products. The tubing features a smooth interior that is abrasion resistant and will not impart taste or odor, and allows full-flow. The clear PVC construction permits visual observation of materials being conveyed. Series 100 also provides excellent general industrial service for low pressure air, distilled water, drain, laboratory, light vacuum, wine and wire harness applications.

- Tube:** Clear PVC, 75A durometer
- Temp. Range:** +25°F to +150°F (-5°C to +65°C)
Working pressures are at +68°F (+20°C).
Higher temperatures reduce the available working pressure. [See the PVC and Thermoplastic Temperature/Pressure chart on page 445.](#)
- Brand Method:** Black ink
- Brand Example:** NEXCLEAR® FOOD GRADE PVC TUBING BY PARKER NEXGEN® (P/N) (ID) X (OD) NSF-51 MAX TEMP 150°F (65°C) CANADA (DATE CODE)
- Industry Standards:**
- FDA ingredients***, NSF 51 certified to 180°F (82°C)***, USP Class VI Rated Materials***
 - RoHS Compliant, US Government A-A-52047 Type VI Compliant
 - EU: Meets requirements and amendments of Resolution AP(89) for food contact
- Applications:**
- Beverages, potable and pure water, wine
 - Air, drain, light vacuum, wire harness
 - General industrial, laboratories, wineries
- Vacuum:** Light
- Packaging:** Coils

Part Number	ID (in)	ID (mm)	Wall (in)	Wall (mm)	OD (in)	OD (mm)	Approx Wt (lbs/ft)	Approx Wt (kg/ft)	△ Max Rec WP @ 68°F (psi)	△ Max Rec WP @ 20°C (bar)	Std Pack Qty (ft)	Stock Status ** (USA)
100-01020502	1/16	1.6	0.031	0.8	1/8	3.2	0.02	0.01	50	3.4	500	N
100-02040102	1/8	3.2	0.062	1.6	1/4	6.4	0.02	0.01	65	4.5	100	Y
100-03040102	3/16	4.8	0.032	0.8	1/4	6.4	0.02	0.01	50	3.4	100	N
100-03050102	3/16	4.8	0.062	1.6	5/16	7.9	0.02	0.01	55	3.8	100	Y
100-03060102	3/16	4.8	0.094	2.4	3/8	9.5	0.04	0.02	60	4.1	100	N
100-04060102	1/4	6.4	0.062	1.6	3/8	9.5	0.04	0.02	55	3.8	100	Y
100-04070102	1/4	6.4	0.094	2.4	7/16	11.1	0.04	0.02	58	4.0	100	N
100-04080102	1/4	6.4	0.125	3.2	1/2	12.7	0.09	0.04	60	4.1	100	Y
100-05070102	5/16	7.9	0.062	1.6	7/16	11.1	0.04	0.02	50	3.4	100	Y

** **Stock:** "Y" indicates stocked item; "N" indicates non-stocked item. Stock status subject to change. Contact Parker Customer Service.

*** All compound ingredients used in this tubing are listed in the US FDA CFR, Title 21. Tubing NSF 51 Listed. Compound USP Class VI rated.

(Continued on the following page)

⚠ WARNING! Working pressures are at +68°F (+20°C). Higher temperatures reduce the available working pressure. [See the PVC and Thermoplastic Temperature/Pressure chart on page 445.](#)

Series 100 — NEXCLEAR® Clear PVC Tubing (Continued)

Part Number	ID (in)	ID (mm)	Wall (in)	Wall (mm)	OD (in)	OD (mm)	Approx Wt (lbs/ft)	Approx Wt (kg/ft)	△ Max Rec WP @ 68°F (psi)	△ Max Rec WP @ 20°C (bar)	Std Pack Qty (ft)	Stock Status ** (USA)
100-05080102	5/16	7.9	0.094	2.4	1/2	12.7	0.07	0.03	55	3.8	100	Y
100-05090102	5/16	7.9	0.125	3.2	9/16	14.3	0.09	0.04	60	4.1	100	N
100-06080102	3/8	9.5	0.062	1.6	1/2	12.7	0.04	0.02	45	3.1	100	Y
100-06090102	3/8	9.5	0.094	2.4	9/16	14.3	0.07	0.03	50	3.4	100	N
100-06100102	3/8	9.5	0.125	3.2	5/8	15.9	0.11	0.05	55	3.8	100	Y
100-07090102	7/16	11.1	0.062	1.6	9/16	14.3	0.04	0.02	35	2.4	100	N
100-08100102	1/2	12.7	0.062	1.6	5/8	15.9	0.07	0.03	30	2.1	100	Y
100-08110102	1/2	12.7	0.094	2.4	11/16	17.5	0.09	0.04	40	2.8	100	N
100-08120102	1/2	12.7	0.125	3.2	3/4	19.1	0.13	0.06	45	3.1	100	Y
100-10120102	5/8	15.9	0.062	1.6	3/4	19.1	0.07	0.03	25	1.7	100	Y
100-10130102	5/8	15.9	0.094	2.4	13/16	20.6	0.11	0.05	35	2.4	100	N
100-10140102	5/8	15.9	0.125	3.2	7/8	22.2	0.15	0.07	40	2.8	100	N
100-12160100	3/4	19.1	0.125	3.2	1	25.4	0.18	0.08	35	2.4	100	Y
100-12180100	3/4	19.1	0.187	4.7	1-1/8	28.6	0.29	0.13	40	2.8	100	N
100-12200100	3/4	19.1	0.250	6.4	1-1/4	31.8	0.42	0.19	45	3.1	100	N
100-14180100	7/8	22.2	0.125	3.2	1-1/8	28.6	0.20	0.09	30	2.1	100	N
100-16200100	1	25.4	0.125	3.2	1-1/4	31.8	0.24	0.11	25	1.7	100	Y
100-16220100	1	25.4	0.187	4.7	1-3/8	34.9	0.37	0.17	30	2.1	100	N
100-16240100	1	25.4	0.250	6.4	1-1/2	38.1	0.53	0.24	35	2.4	100	N
100-20240100	1-1/4	31.8	0.125	3.2	1-1/2	38.1	0.29	0.13	20	1.4	100	N
100-20280100	1-1/4	31.8	0.250	6.4	1-3/4	44.5	0.62	0.28	40	2.8	100	N
100-24300100	1-1/2	38.1	0.187	4.7	1-7/8	47.6	0.53	0.24	30	2.1	100	N
100-24320100	1-1/2	38.1	0.250	6.4	2	50.8	0.73	0.33	35	2.4	100	Y
100-32400100	2	50.8	0.250	6.4	2-1/2	63.5	0.93	0.42	30	2.1	100	N

** Stock: "Y" indicates stocked item; "N" indicates non-stocked item. Stock status subject to change. Contact Parker Customer Service.

*** All compound ingredients used in this tubing are listed in the US FDA CFR, Title 21. Tubing NSF 51 Listed. Compound USP Class VI rated.

⚠ WARNING! Working pressures are at +68°F (+20°C). Higher temperatures reduce the available working pressure. [See the PVC and Thermoplastic Temperature/Pressure chart on page 445.](#)



NEXCOL

General Purpose PVC Tubing

Series 106

Series 106 is general purpose, silicone-free PVC tubing available in multiple standard colors for color-coded identification for a variety of applications.

NOTE: Do not use with oil or refined fuel.

Tube:	Black, blue, gray, green, white PVC; 75A Durometer
Temp. Range:	+25°F to +150°F (-5°C to +65°C) Working pressures are at +68°F (+20°C). Higher temperatures reduce the available working pressure. See the PVC and Thermoplastic Temperature/Pressure chart on page 445.
Brand Method:	Not branded
Industry Standards:	None applicable
Applications:	<ul style="list-style-type: none"> • Air, drain, light vacuum, water, wire harness • General industrial
Vacuum:	Light
Packaging:	Cartons; coils

Other cover colors available:

BLACK	
GRAY	
GREEN	
WHITE	

Part Number	Color	ID (in)	ID (mm)	Wall (in)	Wall (mm)	OD (in)	OD (mm)	Approx Wt Per Pkg (lbs)	Approx Wt Per Pkg (kgs)	△ Max Rec WP @ 68°F (psi)	△ Max Rec WP @ 20°C (bar)	Std Pack Qty (ft)	Stock Status ** (USA)
106-02041702	White	1/8	3.2	0.062	1.6	1/4	6.4	19.00	8.60	65	4.5	1000	N
106-02048702	Black	1/8	3.2	0.062	1.6	1/4	6.4	19.00	8.60	65	4.5	1000	N
106-03058102	Black	3/16	4.8	0.062	1.6	5/16	7.9	2.50	1.10	55	3.8	100	N
106-04068102	Black	1/4	6.4	0.062	1.6	3/8	9.5	3.20	1.50	55	3.8	100	N
106-06088102	Black	3/8	9.5	0.062	1.6	1/2	12.7	4.50	2.00	45	3.1	100	N
106-08108102	Black	1/2	12.7	0.062	1.6	5/8	15.9	5.80	2.60	30	2.1	100	N
106-08128102	Black	1/2	12.7	0.125	3.2	3/4	19.1	12.90	5.90	45	3.1	100	N
106-10145100	Green	5/8	15.9	0.125	3.2	7/8	22.2	15.50	7.00	40	2.8	100	N
106-12166100	Blue	3/4	19.1	0.125	3.2	1	25.4	18.10	8.20	35	2.4	100	N
106-14187100	Gray	7/8	22.2	0.125	3.2	1-1/8	28.6	20.70	9.40	30	2.1	100	N
106-16208100	Black	1	25.4	0.125	3.2	1-1/4	31.8	25.80	11.70	25	1.7	100	N

** Stock: "Y" indicates stocked item; "N" indicates non-stocked item. Stock status subject to change. Contact Parker Customer Service.

⚠ WARNING! Working pressures are at +68°F (+20°C). Higher temperatures reduce the available working pressure. [See the PVC and Thermoplastic Temperature/Pressure chart on page 445.](#)



NEXCOL HSG Aeration PVC Tubing Series 106 HSG

Series 106 HSG PVC tubing incorporates a heavy, thick wall that allows the tube to sink in water when filled with air, staying in place without additional weight attachments. The air is introduced through the tube and circulates to keep the water fresh and free of unwanted build-up.

Tube:	Black PVC; 65A durometer
Temp. Range:	-30°F to +140°F (-34°C to +60°C). Working pressures are at +68°F (+20°C). Higher temperatures reduce the available working pressure. See the PVC and Thermoplastic Temperature/Pressure chart on page 445.
Brand Method:	Not branded
Industry Standards:	None applicable
Applications:	<ul style="list-style-type: none"> • Ice clearing • Pond aeration • Waste water lagoon treatment • Water recirculation
Packaging:	Coils

Series 106 NEXCOL HSG Aeration Tubing – Highly Flexible Premium Grade

Part Number	ID (in)	ID (mm)	OD (in)	OD (mm)	Approx Wt Per Pkg (lbs)	Approx Wt Per Pkg (kgs)	△ Max Rec WP @ 68°F (psi)	△ Max Rec WP @ 20°C (bar)	Std Pack Qty (ft)	Stock Status ** (USA)
106-00068055	.575	14.6	1.155	29.3	25.00	11.30	60	3.4	50	N
106-00068100	.575	14.6	1.155	29.3	50.00	22.70	50	3.4	100	N
106-00118055	3/8	9.5	0.735	18.7	10.20	4.60	50	3.4	50	N
106-00118105	3/8	9.5	0.735	18.7	20.30	9.20	50	3.4	100	N
106-00148055	1/2	12.7	1.080	27.4	23.30	10.60	50	3.4	50	N
106-00148100	1/2	12.7	1.080	27.4	46.50	21.10	50	3.4	100	N

** Stock: "Y" indicates stocked item; "N" indicates non-stocked item. Stock status subject to change. Contact Parker Customer Service.

Series 106 NEXCOL HSG Aeration Tubing – Economy Grade

Part Number	ID (in)	ID (mm)	OD (in)	OD (mm)	Approx Wt Per Pkg (lbs)	Approx Wt Per Pkg (kgs)	△ Max Rec WP @ 68°F (psi)	△ Max Rec WP @ 20°C (bar)	Std Pack Qty (ft)	Stock Status ** (USA)
106-00208055	3/8	9.5	0.685	17.4	10.2	4.60	50	3.4	50	N
106-00208105	3/8	9.5	0.685	17.4	20.3	9.20	50	3.4	100	N
106-00258100	1/2	12.7	1.101	28.0	48.00	21.80	50	3.4	100	N
106-00258501	5/8	15.9	1.135	28.8	280.5	127.20	50	3.4	500	N
106-00268100	1/2	12.7	1.101	28.0	24.00	10.90	50	3.4	50	N

** Stock: "Y" indicates stocked item; "N" indicates non-stocked item. Stock status subject to change. Contact Parker Customer Service.

⚠ WARNING! Working pressures are at +68°F (+20°C). Higher temperatures reduce the available working pressure. [See the PVC and Thermoplastic Temperature/Pressure chart on page 445.](#)



NEXPRIME T

Fuel Grade PVC Tubing

Series 115

Series 115 is a silicone-free, fuel resistant PVC tubing for small engine fuel feed lines where the liquid is normally in continuous contact in the line.

NOTE: Do not use in “under the hood” automotive applications.

Tube:	Amber tint PVC; 70A durometer
Temp. Range:	+25°F to +150°F (-5°C to +65°C) Working pressures are at +68°F (+20°C). Higher temperatures reduce the available working pressure. See the PVC and Thermoplastic Temperature/Pressure chart on page 445.
Brand Method:	Not branded
Industry Standards:	None applicable
Applications:	<ul style="list-style-type: none"> Fuel feed lines General industrial, lawn and garden
Packaging:	Cartons

Part Number	ID (in)	ID (mm)	Wall (in)	Wall (mm)	OD (in)	OD (mm)	Approx Wt Per Pkg (lbs)	Approx Wt Per Pkg (kgs)	△ Max Rec WP @ 68°F (psi)	△ Max Rec WP @ 20°C (bar)	Std Pack Qty (ft)	Stock Status ** (USA)
115-02040102	1/8	3.2	0.062	1.6	1/4	6.4	1.90	0.90	65	4.5	100	N
115-03050102	3/16	4.8	0.062	1.6	5/16	8.0	2.50	1.10	55	3.8	100	N
115-04060102	1/4	6.4	0.062	1.6	3/8	9.5	3.20	1.50	55	3.8	100	N
115-06080102	3/8	9.5	0.062	1.6	1/2	12.7	4.50	2.00	45	3.1	100	N

**** Stock:** “Y” indicates stocked item; “N” indicates non-stocked item. Stock status subject to change. Contact Parker Customer Service.

⚠ WARNING! Working pressures are at +68°F (+20°C). Higher temperatures reduce the available working pressure. [See the PVC and Thermoplastic Temperature/Pressure chart on page 445.](#)



NEXVA T EVA Tubing RoHS (Series 440 Only)

Series 439 (Black) and Series 440 (Natural)

Series 439/440 Ethyl Vinyl Acetate (EVA) tubing is designed as a lightweight, medium pressure tubing for abrasive materials, herbicides, mild chemicals, pesticides and water. The tubing construction is resistant to abrasion, ultraviolet light and weathering, and is available in black or natural colors.

Tube:	Series 439: Black EVA Series 440: Natural EVA
Reinforcement:	None
Cover:	None
Temp. Range:	-50°F to +125°F (-45°C to +52°C) Working pressures are at +68°F (+20°C). Higher temperatures reduce the available working pressure. See the PVC and Thermoplastic Temperature/Pressure chart on page 445.
Brand Method:	Series 439: White ink Series 440: Black ink
Brand Example:	Series 439: NEXVA "T" BY PARKER NEXGEN® (P/N) (ID X OD) MAX WP XX PSI AT 68°F (20°C) CANADA (DATE CODE) Series 440: NEXVA "T" EVA TUBING BY PARKER NEXGEN® (ID X OD) MAX WP XX PSI AT 68°F (20°C) CANADA (DATE CODE)
Design Factor:	3:1
Industry Standards:	RoHS (Series 440 only)
Applications:	<ul style="list-style-type: none"> Abrasive materials, anhydrous ammonia, herbicides, mild chemicals, pesticides, water Ammonia applicators, seed insertion, sight gauges Agriculture, general industrial, lawn and garden
Vacuum:	Light
Packaging:	Coils

Series 439 (Black)

Part Number	ID (in)	ID (mm)	OD (in)	OD (mm)	Approx Wt (lbs/ft)	Approx Wt (kg/ft)	△ Max Rec WP @ 68°F (psi)	△ Max Rec WP @ 20°C (bar)	Std Pack Qty (ft)	Stock Status ** (USA)
439-14188200	7/8	22.2	1.125	28.6	0.16	0.07	100	7.0	200	N
439-16008100	1	25.4	1.250	31.6	0.18	0.08	75	5.2	100	N

** **Stock:** "Y" indicates stocked item; "N" indicates non-stocked item. Stock status subject to change. Contact Parker Customer Service.

Series 440 (Natural)

Part Number	ID (in)	ID (mm)	OD (in)	OD (mm)	Approx Wt (lbs/ft)	Approx Wt (kg/ft)	△ Max Rec WP @ 68°F (psi)	△ Max Rec WP @ 20°C (bar)	Std Pack Qty (ft)	Stock Status ** (USA)
440-06080300	3/8	9.5	0.500	12.7	0.03	0.02	75	5.2	300	N
440-06100300	3/8	9.5	0.625	15.9	0.08	0.04	125	8.6	300	N
440-06100501	3/8	9.5	0.625	15.9	0.08	0.04	125	8.6	500	N
440-08100300	1/2	12.7	0.625	15.9	0.04	0.02	70	4.8	300	N
440-08120300	1/2	12.7	0.750	19.1	0.10	0.05	125	8.6	300	N

** **Stock:** "Y" indicates stocked item; "N" indicates non-stocked item. Stock status subject to change. Contact Parker Customer Service.

⚠ WARNING! Working pressures are at +68°F (+20°C). Higher temperatures reduce the available working pressure. [See the PVC and Thermoplastic Temperature/Pressure chart on page 445.](#)



NEXSYN

G55 General Purpose EPDM / TPV Tubing

Series 709

Series 709 tubing is extruded to close tolerances using specially designed thermoplastic vulcanizate (TPV) materials that perform like EPDM rubber. The mechanical and recovery properties are comparable to most vulcanized elastomers and superior to most thermoplastic elastomers. Series 709 is 25–35% lighter than PVC and rubber tubing of the same dimensions. This highly durable tubing is resistant to flex fatigue, ozone and ultraviolet light, and has excellent resistance to a wide range of mild acids, alkalis and chemicals.

Tube:	Black EPDM / TPV; 65A durometer
Temp. Range:	-75°F to +180°F (-60°C to +82°C) Working pressures are at +68°F (+20°C). Higher temperatures reduce the available working pressure. See the PVC and Thermoplastic Temperature/Pressure chart on page 445.
Brand Method:	Not branded
Industry Standards:	None applicable
Applications:	<ul style="list-style-type: none"> • Mild acids, alkalis, chemicals; water • Drain lines, handle grips, light vacuum, peristaltic pumps
Vacuum:	Light
Packaging:	Cartons; coils

Part Number	ID (in)	ID (mm)	Wall (in)	Wall (mm)	OD (in)	OD (mm)	Approx Wt Per Pkg (lbs)	Approx Wt Per Pkg (kgs)	△ Max Rec WP @ 68°F (psi)	△ Max Rec WP @ 20°C (bar)	Std Pack Qty (ft)	Stock Status ** (USA)
709-03068102	3/16	4.8	0.094	0.2	3/8	9.5	3.50	1.60	40	2.8	100	N
709-04078102	1/4	6.4	0.094	0.2	7/16	11.1	4.30	2.00	40	2.8	100	N
709-06098102	3/8	9.5	0.094	0.2	9/16	14.3	5.60	2.50	35	2.4	100	N
709-08128102	1/2	12.7	0.125	0.3	3/4	19.1	10.40	4.70	35	2.4	100	N
709-10148102	5/8	15.9	0.125	0.3	7/8	22.2	12.50	5.70	30	2.1	100	N
709-12168100	3/4	19.1	0.125	0.3	1	25.4	14.80	6.60	30	2.1	100	N
709-14188100	7/8	22.2	0.125	0.3	1-1/8	28.6	17.00	7.70	30	2.1	100	N
709-16208100	1	25.4	0.125	0.3	1-1/4	31.8	18.70	8.50	25	1.7	100	N

** **Stock:** "Y" indicates stocked item; "N" indicates non-stocked item. Stock status subject to change. Contact Parker Customer Service.

⚠ WARNING! Working pressures are at +68°F (+20°C). Higher temperatures reduce the available working pressure. [See the PVC and Thermoplastic Temperature/Pressure chart on page 445.](#)



NEXSYN

F65 EPDM / TPV Tubing

FDA, ANSI / NSF 61 Compliant Tube Compound

Series 714

Series 714 tubing is extruded to close tolerances using specially designed thermoplastic vulcanizate (TPV) materials that perform like EPDM rubber. The mechanical and recovery properties are comparable to most vulcanized elastomers and superior to most thermoplastic elastomers. Series 714 is 25–35% lighter than PVC and rubber tubing of the same dimensions. This highly durable tubing is resistant to flex fatigue, ozone and ultraviolet light, and has excellent resistance to a wide range of mild acids, alkalis and chemicals.

Tube:	Natural EPDM / TPV; 64A durometer
Temp. Range:	-75°F to +180°F (-60°C to +82°C) Working pressures are at +68°F (+20°C). Higher temperatures reduce the available working pressure. See the PVC and Thermoplastic Temperature/Pressure chart on page 445.
Brand Method:	Not branded
Industry Standards:	<ul style="list-style-type: none"> Complies to provisions of US FDA 21 CFR 177.1210 and 177.2600*** Compound used is ANSI / NSF 61 certified to maximum temperature +212°F (+100°C)*** Compound compliant to EU Directive 2003/11/EC RoHS Compliant—EU Directive 2002/95/EC
Applications:	<ul style="list-style-type: none"> Beverages, food, potable water; mild acids, alkalis and chemicals Drain lines, handle grips, light vacuum, peristaltic pumps
Vacuum:	Light
Packaging:	Cartons; coils

Part Number	ID (in)	ID (mm)	Wall (in)	Wall (mm)	OD (in)	OD (mm)	Approx Wt Per Pkg (lbs)	Approx Wt Per Pkg (kgs)	△ Max Rec WP @ 68°F (psi)	△ Max Rec WP @ 20°C (bar)	Std Pack Qty (ft)	Stock Status ** (USA)
714-03060102	3/16	4.8	0.094	0.2	3/8	9.5	3.50	1.60	40	2.8	100	N
714-04070102	1/4	6.4	0.094	0.2	7/16	11.1	4.30	2.00	40	2.8	100	N
714-06090102	3/8	9.5	0.094	0.2	9/16	14.3	5.60	2.50	35	2.4	100	N
714-08120102	1/2	12.7	0.125	0.3	3/4	19.1	10.40	4.70	35	2.4	100	N
714-10140102	5/8	15.9	0.125	0.3	7/8	22.2	12.50	5.70	30	2.1	100	N
714-12160100	3/4	19.1	0.125	0.3	1	25.4	14.80	6.60	30	2.1	100	N
714-16200100	1	25.4	0.125	0.3	1-1/4	31.8	18.70	8.50	25	1.7	100	N

** **Stock:** “Y” indicates stocked item; “N” indicates non-stocked item. Stock status subject to change. Contact Parker Customer Service.

*** The TPV compound used in this tubing is ANSI/NSF 61 listed. All ingredients in the TPV compound are listed in the U.S. FDA CFR, Title 21.

⚠ WARNING! Working pressures are at +68°F (+20°C). Higher temperatures reduce the available working pressure. [See the PVC and Thermoplastic Temperature/Pressure chart on page 445.](#)



PVC General Purpose Hose




Series GPH™

Series GPH is a versatile, flexible and lightweight hose designed to handle air, mild chemicals and water. The hose construction incorporates a tube that is compatible with light oil mists found in air tool lubricating systems. The multiple plies of textile reinforcement provide strength and flexibility, and the flame resistant cover is also resistant to abrasion, mild chemicals, ultraviolet light and weathering. Series GPH is available in multiple standard colors for color-coded identification. The hose construction is electrically nonconductive with a minimum resistance of one megaohm per inch at 1000 volts DC.

NOTE: The user must determine if the hose is suitable for applications subject to electrical hazard. Contact Parker for additional information.

Tube:	Black PVC
Reinforcement:	Multiple textile plies
Cover:	Black, blue, gray, red or yellow PVC; perforated smooth finish
Temp. Range:	-15°F to +150°F (-25°C to +65°C). Working pressures are at +68°F (+20°C) ambient temperature. Higher temperatures reduce the available working pressure. See PVC and Thermoplastic Temperature/Pressure chart on page 445.
Brand Method:	White ink on black, blue and red hose Black ink on gray and yellow hose
Brand Example:	PARKER GPH – (dash ID) – (fraction ID) – XXX PSI – GENERAL PURPOSE – MADE IN USA
Design Factor:	4:1
Industry Standards:	Electrically nonconductive with a minimum resistance of one megaohm per inch at 1000 volts DC
Applications:	<ul style="list-style-type: none"> • Air (including oil mist), mild chemicals, water • Agriculture, construction, general industrial
Vacuum:	See table on the following page
Compare to:	Boston Polyforce II; Veyance Pliovic 300
Packaging:	Coils

Other cover colors available:

GPH-BLU	
GPH-GRA	
GPH-YEL	

(Continued on the following page)

⚠️ WARNINGS!

- ▶ Couplings attached with bands or clamps may reduce the working pressure of the hose assembly to less than the maximum rated working pressure of the hose. [Refer to the NAHAD Industrial Hose Assembly Guidelines.](#)
- ⚠️ Working pressures are at +68°F (+20°C). Higher temperatures reduce the available working pressure. [See the PVC and Thermoplastic Temperature/Pressure chart on page 445.](#)

Series GPH™ – PVC General Purpose Hose (Continued)

Part Number	ID (in)	ID (mm)	Reinf Plies	OD (in)	OD (mm)	Approx Wt (lbs/ft)	Approx Wt (kg/ft)	Min Bend Rad (in)	Min Bend Rad (mm)	△ Max Rec WP @ 68°F (psi)	△ Max Rec WP @ 20°C (bar)	Perm Cplg Rec *	Vacuum Hg (in)	Std Pack Qty (ft)	Stock Status **
GPH-3GRA500RL	3/16	4.8	2	0.400	10.2	0.06	0.03	0.6	15.2	300	20.7	*	25	500	N
GPH-4BLK500RL	1/4	6.4	2	0.510	13.0	0.08	0.04	0.8	20.3	300	20.7	HY	23	500	Y
GPH-4BLU500RL	1/4	6.4	2	0.510	13.0	0.08	0.04	0.8	20.3	300	20.7	HY	23	500	Y
GPH-4GRA500RL	1/4	6.4	2	0.510	13.0	0.08	0.04	0.8	20.3	300	20.7	HY	23	500	Y
GPH-4RED500RL	1/4	6.4	2	0.510	13.0	0.08	0.04	0.8	20.3	300	20.7	HY	23	500	N
GPH-4YEL500RL	1/4	6.4	2	0.510	13.0	0.08	0.04	0.8	20.3	300	20.7	HY	23	500	N
GPH-5GRA500	5/16	7.9	2	0.550	14.0	0.09	0.04	0.8	20.3	300	20.7	*	23	500	N
GPH-6BLK500RL	3/8	9.5	2	0.640	16.3	0.12	0.05	1.0	25.4	300	20.7	HY	23	500	Y
GPH-6BLU500RL	3/8	9.5	2	0.640	16.3	0.12	0.05	1.0	25.4	300	20.7	HY	23	500	Y
GPH-6GRA500RL	3/8	9.5	2	0.640	16.3	0.12	0.05	1.0	25.4	300	20.7	HY	23	500	Y
GPH-6RED500RL	3/8	9.5	2	0.640	16.3	0.12	0.05	1.0	25.4	300	20.7	HY	23	500	Y
GPH-6YEL500RL	3/8	9.5	2	0.640	16.3	0.12	0.05	1.0	25.4	300	20.7	HY	23	500	N
GPH-8BLK500RL	1/2	12.7	2	0.800	20.3	0.17	0.08	1.5	38.1	300	20.7	HY	17	500	N
GPH-8BLU500RL	1/2	12.7	2	0.800	20.3	0.17	0.08	1.5	38.1	300	20.7	HY	17	500	Y
GPH-8GRA500RL	1/2	12.7	2	0.800	20.3	0.17	0.08	1.5	38.1	300	20.7	HY	17	500	Y
GPH-8RED500RL	1/2	12.7	2	0.800	20.3	0.17	0.08	1.5	38.1	300	20.7	HY	17	500	N
GPH-8YEL500RL	1/2	12.7	2	0.800	20.3	0.17	0.08	1.5	38.1	300	20.7	HY	17	500	N
GPH-10BLK250	5/8	15.9	2	0.910	23.1	0.22	0.10	2.5	63.5	300	20.7	HY	10	250	N
GPH-10GRA250	5/8	15.9	2	0.910	23.1	0.22	0.10	2.5	63.5	300	20.7	HY	10	250	N
GPH-10RED250	5/8	15.9	2	0.910	23.1	0.22	0.10	2.8	71.1	300	20.7	HY	10	250	N
GPH-12BLK100	3/4	19.1	2	1.070	27.2	0.25	0.11	2.8	71.1	300	20.7	HY	10	100	N
GPH-12BLU100	3/4	19.1	2	1.070	27.2	0.25	0.11	2.8	71.1	300	20.7	HY	10	100	N
GPH-12GRA100	3/4	19.1	2	1.070	27.2	0.25	0.11	2.8	71.1	300	20.7	HY	10	100	N
GPH-12RED100	3/4	19.1	2	1.070	27.2	0.25	0.11	2.8	71.1	300	20.7	HY	10	100	N
GPH-16BLK100	1	25.4	2	1.330	33.8	0.36	0.16	4.0	101.6	250	17.2	HY	5	100	N
GPH-16RED100	1	25.4	2	1.330	33.8	0.36	0.16	4.0	101.6	250	17.2	HY	5	100	N

* **Couplings:** Refer to CrimpSource at www.safehose.com for coupling recommendations and crimp specifications.

** **Stock:** "Y" indicates stocked item; "N" indicates non-stocked item. Stock status subject to change. Contact Parker Customer Service.

⚠ WARNINGS!

► Couplings attached with bands or clamps may reduce the working pressure of the hose assembly to less than the maximum rated working pressure of the hose. [Refer to the NAHAD Industrial Hose Assembly Guidelines.](#)

⚠ Working pressures are at +68°F (+20°C). Higher temperatures reduce the available working pressure. [See the PVC and Thermoplastic Temperature/Pressure chart on page 445.](#)



OMNI-FLEX™ PVC Multipurpose Hose

Series 7521 (Black) / Series 7522 (Blue) /
Series 7523 (Red)

Series 7521/7522/7523 is a versatile, flexible and lightweight hose designed to handle air, mild chemicals, oil and water. The hose construction incorporates a Class B oil resistant tube and cover, multiple plies of textile reinforcement that provide strength and flexibility, and a cover that is resistant to abrasion, oil, ultraviolet light and weathering.

Tube:	Black prime PVC
Reinforcement:	Multiple textile plies
Cover:	7521: Black prime PVC; smooth finish 7522: Blue prime PVC; smooth finish 7523: Red prime PVC; smooth finish
Temp. Range:	-15°F to +150°F (-26°C to +65°C). Working pressures are at +68°F (+20°C) ambient temperature. Higher temperatures reduce the available working pressure. See the PVC and Thermoplastic Temperature/Pressure chart on page 445.
Brand Method:	Side 1: White ink Side 2: Impression
Brand Example:	Side 1: PARKER OMNI-FLEX™ XXX PSI MAX WP (ID) MADE IN USA Side 2: DATE / LOT CODE
Design Factor:	4:1 (1/4" - 3/8"); 3:1 (1/2" - 3/4"); 4.5:1 (1")
Industry Standards:	None applicable
Applications:	<ul style="list-style-type: none"> Air, mild chemicals, oil, water Agriculture, construction, general industrial
Vacuum:	See below
Compare to:	Gates 7746; Jason 4115; Kentak A73; Kuriyama K113; Veyance Pliovic Plus 300
Packaging:	Reels

Other cover colors
available:

7522	
7523	

Series 7521 (Black)

Part Number	ID (in)	ID (mm)	Reinf Plies	OD (in)	OD (mm)	Approx Wt (lbs/ft)	Approx Wt (kg/ft)	Min Bend Rad (in)	Min Bend Rad (mm)	△ Max Rec WP @ 68°F (psi)	△ Max Rec WP @ 20°C (bar)	Perm Cplg Rec *	Vacuum Hg (in)	Std Pack Qty (ft)	Stock Status **
7521-250	1/4	6.7	2	0.500	12.7	0.09	0.04	0.8	20.3	300	20.7	HY	23	500	Y
7521-380	3/8	9.8	2	0.595	15.1	0.10	0.05	1.0	25.4	300	20.7	HY	23	500	Y
7521-500	1/2	12.7	2	0.750	19.1	0.16	0.07	1.5	38.1	300	20.7	HY	17	500	Y
7521-625	5/8	16.1	2	0.890	22.6	0.19	0.09	2.5	63.5	300	20.7	HY	10	500	N
7521-750	3/4	19.6	2	1.090	27.7	0.29	0.13	2.8	71.1	300	20.7	HY	10	350	N
7521-1000	1	26.2	2	1.400	35.6	0.44	0.20	4.0	101.6	200	13.8	*	5	250	Y

* **Couplings:** Refer to CrimpSource at www.safehose.com for coupling recommendations and crimp specifications.

** **Stock:** "Y" indicates stocked item; "N" indicates non-stocked item. Stock status subject to change. Contact Parker Customer Service.

(Continued on the following page)

⚠ WARNINGS!

▶ Couplings attached with bands or clamps may reduce the working pressure of the hose assembly to less than the maximum rated working pressure of the hose. [Refer to the NAHAD Industrial Hose Assembly Guidelines.](#)

⚠ Working pressures are at +68°F (+20°C). Higher temperatures reduce the available working pressure. [See the PVC and Thermoplastic Temperature/Pressure chart on page 445.](#)

Series 7521 (Black) / Series 7522 (Blue) / Series 7523 (Red) Omni-Flex™ PVC Multipurpose Hose (Continued)

Series 7522 (Blue)

Part Number	ID (in)	ID (mm)	Reinf Plies	OD (in)	OD (mm)	Approx Wt (lbs/ft)	Approx Wt (kg/ft)	Min Bend Rad (in)	Min Bend Rad (mm)	△Max Rec WP @ 68°F (psi)	△Max Rec WP @ 20°C (bar)	Perm Cplg Rec *	Vacuum Hg (in)	Std Pack Qty (ft)	Stock Status **
7522-250	1/4	6.7	2	0.500	12.7	0.09	0.04	0.8	20.3	300	20.7	HY	23	500	Y
7522-380	3/8	9.8	2	0.595	15.1	0.10	0.05	1.0	25.4	300	20.7	HY	23	500	Y
7522-500	1/2	12.7	2	0.750	19.1	0.16	0.07	1.5	38.1	300	20.7	HY	17	500	Y
7522-625	5/8	16.1	2	0.890	22.6	0.19	0.09	2.5	63.5	300	20.7	HY	10	500	N
7522-750	3/4	19.6	2	1.090	27.7	0.29	0.13	2.8	71.1	300	20.7	HY	10	350	Y
7522-1000	1	26.2	2	1.400	35.6	0.44	0.20	4.0	101.6	200	13.8	*	5	250	Y

* **Couplings:** Refer to CrimpSource at www.safehose.com for coupling recommendations and crimp specifications.

** **Stock:** "Y" indicates stocked item; "N" indicates non-stocked item. Stock status subject to change. Contact Parker Customer Service.

Series 7523 (Red)

Part Number	ID (in)	ID (mm)	Reinf Plies	OD (in)	OD (mm)	Approx Wt (lbs/ft)	Approx Wt (kg/ft)	Min Bend Rad (in)	Min Bend Rad (mm)	△Max Rec WP @ 68°F (psi)	△Max Rec WP @ 20°C (bar)	Perm Cplg Rec *	Vacuum Hg (in)	Std Pack Qty (ft)	Stock Status **
7523-250	1/4	6.7	2	0.500	12.7	0.09	0.04	0.8	20.3	300	20.7	HY	23	500	Y
7523-380	3/8	9.8	2	0.595	15.1	0.10	0.05	1.0	25.4	300	20.7	HY	23	500	Y
7523-500	1/2	12.7	2	0.750	19.1	0.16	0.07	1.5	38.1	300	20.7	HY	17	500	Y
7523-625	5/8	16.1	2	0.890	22.6	0.19	0.09	2.5	63.5	300	20.7	HY	10	500	Y
7523-750	3/4	19.6	2	1.090	27.7	0.29	0.13	2.8	71.1	300	20.7	HY	10	350	Y
7523-1000	1	26.2	2	1.400	35.6	0.44	0.20	4.0	101.6	200	13.8	*	5	250	N

* **Couplings:** Refer to CrimpSource at www.safehose.com for coupling recommendations and crimp specifications.

** **Stock:** "Y" indicates stocked item; "N" indicates non-stocked item. Stock status subject to change. Contact Parker Customer Service.

⚠ **WARNINGS!**

► Couplings attached with bands or clamps may reduce the working pressure of the hose assembly to less than the maximum rated working pressure of the hose. [Refer to the NAHAD Industrial Hose Assembly Guidelines.](#)

⚠ Working pressures are at +68°F (+20°C). Higher temperatures reduce the available working pressure. [See the PVC and Thermoplastic Temperature/Pressure chart on page 445.](#)



NEXSPRAY

PVC Spray Hose

Series 268

Series 268 is a high pressure spray hose designed to handle chemicals, herbicides and pesticides. The longitudinally ribbed cover reduces drag and is resistant to abrasion, ultraviolet light and weathering.

NOTE: Do not use with hydrocarbon based spray solutions. Refer to Series 202 (U600).

Tube:	Green or yellow PVC
Reinforcement:	Multiple textile plies
Cover:	Green or yellow PVC; longitudinally ribbed finish
Temp. Range:	+25°F to +150°F (-5°C to +65°C) Working pressures are at +68°F (+20°C). Higher temperatures reduce the available working pressure. See the PVC and Thermoplastic Temperature/Pressure chart on page 445.
Brand Method:	Black ink
Brand Example:	NEXSPRAY 600 BY PARKER NEXGEN® (P/N) (ID) X (OD) MAX WP 600 PSI AT 68°F (20°C) CANADA (DATE CODE)
Industry Standards:	None applicable
Applications:	<ul style="list-style-type: none"> Chemicals, herbicides, pesticides, water Agriculture, commercial lawn and garden
Vacuum:	Not recommended
Packaging:	Coils

Part Number	Color	ID (in)	ID (mm)	Reinf Plies	OD (in)	OD (mm)	Approx Wt Per Pkg (lbs)	Approx Wt Per Pkg (kgs)	△Max Rec WP @ 68°F (psi)	△Max Rec WP @ 20°C (bar)	Perm Cplg Rec *	Std Pack Qty (ft)	Stock Status ** (USA)
268-06002300	Yellow	3/8	9.53	2	.635	16.1	35.00	15.88	600	41.4	*	300	N
268-06002400	Yellow	3/8	9.53	2	.635	16.1	46.00	20.87	600	41.4	*	400	N
268-06005300	Yellow	3/8	9.53	2	.635	16.1	35.00	15.88	600	41.4	*	300	N
268-08002300	Green	1/2	12.70	2	.790	20.1	50.00	22.68	600	41.4	*	300	N
268-08002400	Yellow	1/2	12.70	2	.790	20.1	67.00	30.39	600	41.4	*	400	N
268-08005300	Green	1/2	12.70	2	.790	20.1	50.00	22.68	600	41.4	*	300	N
268-08005400	Green	1/2	12.70	2	.790	20.1	67.00	30.39	600	41.4	*	400	N

* **Couplings:** Refer to CrimpSource at www.safehose.com for coupling recommendations and crimp specifications.

** **Stock:** "Y" indicates stocked item; "N" indicates non-stocked item. Stock status subject to change. Contact Parker Customer Service.

⚠ WARNINGS!

► Couplings attached with bands or clamps may reduce the working pressure of the hose assembly to less than the maximum rated working pressure of the hose. [Refer to the NAHAD Industrial Hose Assembly Guidelines.](#)

⚠ Working pressures are at +68°F (+20°C). Higher temperatures reduce the available working pressure. [See the PVC and Thermoplastic Temperature/Pressure chart on page 445.](#)



NEXSPRAY U

Urethane / PVC Spray Hose

Series 202 (600 PSI) / Series 203 (800 PSI)

Series 202/203 is a high pressure spray hose designed to handle diluted hydrocarbon-based chemicals, herbicides and pesticides. The longitudinally ribbed cover reduces drag and is resistant to abrasion, ultraviolet light and weathering.

Tube: Black urethane / PVC
Reinforcement: Multiple textile plies
Cover: Green or yellow PVC; longitudinally ribbed finish
Temp. Range: +25°F to +150°F (-5°C to +65°C)
 Working pressures are at +68°F (+20°C). Higher temperatures reduce the available working pressure. See the [PVC and Thermoplastic Temperature/Pressure chart on page 445](#).

Brand Method: Black ink
Brand Example: **Series 202:** NEXSPRAY U600 BY PARKER NEXGEN (P/N) (ID) X (OD) MAX WP 600 PSI AT 68°F (20°C) CANADA (DATE CODE)
Series 203: NEXSPRAY U800 BY PARKER NEXGEN (P/N) (ID) X (OD) MAX WP 800 PSI AT 68°F (20°C) CANADA (DATE CODE)

Industry Standards: None applicable
Applications: • Chemicals, herbicides, pesticides, water
 • Agriculture, commercial lawn and garden
Vacuum: Not recommended
Packaging: Coils

⚠ WARNINGS!

- Couplings attached with bands or clamps may reduce the working pressure of the hose assembly to less than the maximum rated working pressure of the hose. [Refer to the NAHAD Industrial Hose Assembly Guidelines](#).
- ⚠ Working pressures are at +68°F (+20°C). Higher temperatures reduce the available working pressure. See the [PVC and Thermoplastic Temperature/Pressure chart on page 445](#).

Series 202 — NEXSPRAY U600, 600 PSI, Yellow Ribbed Cover

Part Number	ID (in)	ID (mm)	Reinf Plies	OD (in)	OD (mm)	Approx Wt Per Pkg (lbs)	Approx Wt Per Pkg (kgs)	△ Max Rec WP @ 68°F (psi)	△ Max Rec WP @ 20°C (bar)	Perm Cplg Rec *	Std Pack Qty (ft)	Stock Status ** (USA)
202-06002300	3/8	9.5	4	.655	16.6	38.00	17.24	600	41.4	*	300	N
202-06002400	3/8	9.5	4	.655	16.6	51.00	23.13	600	41.4	*	400	N
202-08002300	1/2	12.7	4	.840	21.3	60.00	27.22	600	41.4	*	300	N
202-08002400	1/2	12.7	4	.840	21.3	80.00	36.29	600	41.4	*	400	N
202-12002300	3/4	19.1	4	1.140	29.0	99.00	44.91	600	41.4	*	300	N

* **Couplings:** Refer to CrimpSource at www.safehose.com for coupling recommendations and crimp specifications.

** **Stock:** "Y" indicates stocked item; "N" indicates non-stocked item. Stock status subject to change. Contact Parker Customer Service.

Series 203 — NEXSPRAY U800, 800 PSI, Green Ribbed Cover

Part Number	ID (in)	ID (mm)	Reinf Plies	OD (in)	OD (mm)	Approx Wt Per Pkg (lbs)	Approx Wt Per Pkg (kgs)	△ Max Rec WP @ 68°F (psi)	△ Max Rec WP @ 20°C (bar)	Perm Cplg Rec *	Std Pack Qty (ft)	Stock Status ** (USA)
203-06005300	3/8	9.5	4	.655	16.6	39.00	17.69	800	55.2	*	300	N
203-08005300	1/2	12.7	4	.840	21.3	60.00	27.22	800	55.2	*	300	N
203-10005300	5/8	15.9	4	.990	25.1	81.00	37.00	800	55.2	*	300	N
203-12005300	3/4	19.1	4	1.140	29.0	101.00	45.81	800	55.2	*	300	N

* **Couplings:** Refer to CrimpSource at www.safehose.com for coupling recommendations and crimp specifications.

** **Stock:** "Y" indicates stocked item; "N" indicates non-stocked item. Stock status subject to change. Contact Parker Customer Service.





NEXVA EVA Hose RoHS

Series 450

Series 450 is a medium pressure hose designed to handle chemicals such as anhydrous ammonia, herbicides, pesticides and water. The semi-translucent construction permits visual observation of materials being conveyed, and the durable construction is resistant to abrasion, ultraviolet light and weathering.

NOTE: Do not use for anhydrous ammonia delivery/transfer.

Tube:	Semi-translucent natural ethyl vinyl acetate (EVA)
Reinforcement:	Multiple textile plies
Cover:	Semi-translucent natural ethyl vinyl acetate (EVA)
Temp. Range:	-50°F to +125°F (-45°C to +52°C) Working pressures are at +68°F (+20°C). Higher temperatures reduce the available working pressure. See the PVC and Thermoplastic Temperature/Pressure chart on page 445.
Brand Method:	Black ink
Brand Example:	NEXVA 12 BY PARKER NEXGEN (P/N) (ID) X (OD) MAX WP XXX PSI AT 68°F (20°C) CANADA (DATE CODE)
Industry Standards:	RoHS
Applications:	<ul style="list-style-type: none"> Mild chemicals; anhydrous ammonia, herbicides, pesticides, water Anhydrous ammonia applicator, light vacuum line, seed insertion, sight gauge Agriculture, commercial lawn and garden
Vacuum:	Light
Packaging:	Coils

Part Number	ID (in)	ID (mm)	Reinf Plies	OD (in)	OD (mm)	Approx Wt Per Pkg (lbs)	Approx Wt Per Pkg (kgs)	△Max Rec WP @ 68°F (psi)	△Max Rec WP @ 20°C (bar)	Perm Cplg Rec *	Std Pack Qty (ft)	Stock Status ** (USA)
450-04000500	1/4	6.4	2	.390	9.9	15.00	6.80	300	20.7	*	500	N
450-06000300	3/8	9.5	2	.595	15.1	21.00	9.53	250	17.2	*	300	N
450-08000300	1/2	12.7	2	.720	18.3	27.00	12.25	250	17.2	*	300	N
450-10000300	5/8	15.9	2	.845	21.5	32.00	14.51	200	13.8	*	300	N
450-12000300	3/4	19.1	2	.970	24.6	39.00	17.69	150	10.3	*	300	N
450-16000200	1	25.4	2	1.310	33.3	49.00	22.23	150	10.3	*	200	N

* **Couplings:** Refer to CrimpSource at www.safehose.com for coupling recommendations and crimp specifications.

** **Stock:** "Y" indicates stocked item; "N" indicates non-stocked item. Stock status subject to change. Contact Parker Customer Service.

⚠ WARNINGS!

► Couplings attached with bands or clamps may reduce the working pressure of the hose assembly to less than the maximum rated working pressure of the hose. [Refer to the NAHAD Industrial Hose Assembly Guidelines.](#)

⚠ Working pressures are at +68°F (+20°C). Higher temperatures reduce the available working pressure. [See the PVC and Thermoplastic Temperature/Pressure chart on page 445.](#)



Fire Extinguisher and Booster Hose UL92

Series 167

Series 167 is a very flexible and kink resistant fire extinguisher hose. The hose is manufactured to close tolerances, eliminating the need for multiple coupling components and reducing labor costs in high volume assembly operations. The hose construction is resistant to abrasion, ozone, ultraviolet light and weathering.

NOTE: Dimensions can be adjusted to accommodate customer couplings. Contact Parker.

Tube:	Black blended PVC; 72A durometer
Reinforcement:	Multiple textile plies
Cover:	Black blended PVC; UV resistant 72A durometer smooth finish
Temp. Range:	-65°F to +150°F (-54°C to +65°C) Working pressures are at +68°F (+20°C). Higher temperatures reduce the available working pressure. See the PVC and Thermoplastic Temperature/Pressure chart on page 445.
Brand Method:	White ink
Brand Example:	PARKER HANNIFIN CANADA (P/N) UL INC. ® LISTED FIRE EXT. & BOOSTER HOSE EX5282 ISSUE 2052 MAX WP 250 PSI -54°C (-65°F) (DATE CODE)
Design Factor:	4:1
Industry Standards:	UL92
Applications:	Portable fire extinguishers
Vacuum:	Not recommended
Packaging:	Per customer specifications


Part Number	ID (in)	ID (mm)	Reinf Plies	OD (in)	OD (mm)	Approx Wt (lbs/ft)	Approx Wt (kg/ft)	△ Max Rec WP @ 68°F (psi)	△ Max Rec WP @ 20°C (bar)	Stock Status ** (USA)
167-06008	3/8	9.5	2	.670	17.0	13.4	6.1	250	17.2	N
167-08008	1/2	12.7	2	.820	20.8	18.2	8.3	250	17.2	N

* **Couplings:** Refer to CrimpSource at www.safehose.com for coupling recommendations and crimp specifications.

** **Stock:** "Y" indicates stocked item; "N" indicates non-stocked item. Stock status subject to change. Contact Parker Customer Service.

⚠ WARNINGS!

- ▶ Couplings attached with bands or clamps may reduce the working pressure of the hose assembly to less than the maximum rated working pressure of the hose. [Refer to the NAHAD Industrial Hose Assembly Guidelines.](#)
- ⚠ Working pressures are at +68°F (+20°C). Higher temperatures reduce the available working pressure. [See the PVC and Thermoplastic Temperature/Pressure chart on page 445.](#)



NEXBRAID® Clear PVC Hose FDA, NSF 51, USP Class VI

Series 125 (Standard Wall) /
Series 126 (Heavy Duty)

Series 125 (standard wall) and Series 126 (thick wall) are flexible PVC transfer hoses for dry abrasive materials such as grains, granules, pellets and powders; beverages and potable water; non-fatty and non-oily foods; and sanitary products. The hoses feature a smooth tube that is abrasion resistant and will not impart taste or odor, and allows full-flow, while the clear PVC construction permits visual observation of materials being conveyed. Series 125 and Series 126 also provide excellent general industrial service in air breathing supply pneumatics, flexible conduit, harness and light vacuum applications.

Tube:	Clear PVC
Reinforcement:	Multiple textile plies
Cover:	Blue tint PVC; smooth finish
Temp. Range:	+25°F to +150°F (-5°C to +65°C) Working pressures are at +68°F (+20°C). Higher temperatures reduce the available working pressure. See the PVC and Thermoplastic Temperature/Pressure chart on page 445.
Brand Method:	Black ink
Brand Example:	Series 125: NEXBRAID® SW FOOD GRADE PVC BY PARKER NEXGEN® (P/N) (ID) MAX WP XXX PSI AT 68°F (20°C) NSF-51 MAX TEMP 150°F (65°C) CANADA (DATE CODE) Series 126: NEXBRAID® HD FOOD GRADE PVC BY PARKER NEXGEN® (P/N) (ID) MAX WP XXX PSI AT 68°F (20°C) NSF-51 MAX TEMP 150°F (65°C) CANADA (DATE CODE)
Industry Standards:	<ul style="list-style-type: none"> FDA ingredients***, NSF 51 certified to 180°F (82°C)***, USP Class VI Rated*** EU: Meets requirements and amendments of Resolution AP(89) for food contact RoHS Compliant
Applications:	<ul style="list-style-type: none"> Beverages, potable water, pure water Dry abrasive materials, flour, grains, granules, pellets, powders, sugar Air, flexible conduit, light vacuum, wire harness
Vacuum:	Light
Packaging:	Coils

(Continued on the following page)

⚠️ WARNINGS!

- ▶ Couplings attached with bands or clamps may reduce the working pressure of the hose assembly to less than the maximum rated working pressure of the hose. [Refer to the NAHAD Industrial Hose Assembly Guidelines.](#)
- ⚠️ Working pressures are at +68°F (+20°C). Higher temperatures reduce the available working pressure. [See the PVC and Thermoplastic Temperature/Pressure chart on page 445.](#)

Series 125/126 — NEXBRAID® Clear PVC Hose (Continued)

Series 125 (Standard Wall)

Part Number	ID (in)	ID (mm)	Reinf Plies	OD (in)	OD (mm)	Approx Wt (lbs/ft)	Approx Wt (kg/ft)	△ Max Rec WP (psi) @ 68°F	△ Max Rec WP (bar) @ 20°C	Perm Cplg Rec *	Std Pack Qty (ft)	Stock Status ** (USA)
125-03000300	3/16	4.8	2	.375	9.5	0.05	0.02	250	17.2	*	300	Y
125-04000300	1/4	6.4	2	.438	11.1	0.06	0.03	250	17.2	*	300	Y
125-05000300	5/16	7.9	2	.525	13.3	0.08	0.03	250	17.2	*	300	N
125-06000300	3/8	9.5	2	.594	15.1	0.09	0.04	225	15.5	*	300	Y
125-08000300	1/2	12.7	2	.750	19.1	0.14	0.06	200	13.8	*	300	Y
125-10000300	5/8	15.9	2	.875	22.2	0.17	0.08	200	13.8	*	300	Y
125-12000300	3/4	19.1	2	1.030	26.2	0.22	0.10	150	10.3	*	300	Y
125-16000200	1	25.4	2	1.300	33.0	0.31	0.14	125	8.6	*	200	Y
125-20000100	1-1/4	31.8	2	1.625	41.3	0.45	0.20	100	6.9	*	100	Y
125-24000100	1-1/2	38.1	2	1.937	49.2	0.64	0.29	100	6.9	*	100	Y
125-32000100	2	50.8	2	2.490	63.3	0.95	0.43	75	5.2	*	100	Y

* **Couplings:** Refer to CrimpSource at www.safehose.com for coupling recommendations and crimp specifications.

** **Stock:** "Y" indicates stocked item; "N" indicates non-stocked item. Stock status subject to change. Contact Parker Customer Service.

*** All tube compound ingredients used in this hose are listed in the U.S. FDA CFR, Title 21. Hose NSF 51 listed. Compound USP Class VI rated.

Series 126 (Heavy Duty)

Part Number	ID (in)	ID (mm)	Reinf Plies	OD (in)	OD (mm)	Approx Wt (lbs/ft)	Approx Wt (kg/ft)	△ Max Rec WP (psi) @ 68°F	△ Max Rec WP (bar) @ 20°C	Perm Cplg Rec *	Std Pack Qty (ft)	Stock Status ** (USA)
126-04000300	1/4	6.4	2	.500	12.7	0.08	0.04	350	24.1	*	300	N
126-05000300	5/16	7.9	2	.562	14.3	0.09	0.04	275	19.0	*	300	N
126-06000300	3/8	9.5	2	.625	15.9	0.11	0.05	250	17.2	*	300	N
126-08000300	1/2	12.7	2	.810	20.6	0.18	0.08	250	17.2	*	300	N
126-12000200	3/4	19.1	2	1.120	28.5	0.30	0.14	200	13.8	*	200	N
126-16000200	1	25.4	2	1.370	34.8	0.39	0.18	150	10.3	*	200	N
126-20000100	1-1/4	31.8	2	1.750	44.5	0.66	0.30	125	8.6	*	100	N
126-24000100	1-1/2	38.1	2	2.000	50.8	0.77	0.35	100	6.9	*	100	N

* **Couplings:** Refer to CrimpSource at www.safehose.com for coupling recommendations and crimp specifications.

** **Stock:** "Y" indicates stocked item; "N" indicates non-stocked item. Stock status subject to change. Contact Parker Customer Service.

*** All tube compound ingredients used in this hose are listed in the U.S. FDA CFR, Title 21. Hose NSF 51 listed. Compound USP Class VI rated.

⚠ **WARNINGS!**

► Couplings attached with bands or clamps may reduce the working pressure of the hose assembly to less than the maximum rated working pressure of the hose. Refer to the [NAHAD Industrial Hose Assembly Guidelines](#).

△ Working pressures are at +68°F (+20°C). Higher temperatures reduce the available working pressure. See the [PVC and Thermoplastic Temperature/Pressure chart on page 445](#).



THORO-BRAID®

Clear PVC Hose

FDA

Series 7581

Series 7581 is a flexible PVC transfer hose for dry abrasive materials such as grains, granules, pellets and powders; beverages and potable water; and non-fatty and non-oily foods and sanitary products. This hose features a smooth tube that is abrasion resistant and will not impart taste or odor, and allows full-flow. The clear PVC construction permits visual observation of materials being conveyed. Series 7581 also provides excellent general industrial service in air, flexible conduit and water applications. The red tracer yarn provides easily identifiable color-coding.

Tube:	Clear PVC
Reinforcement:	Multiple textile plies with longitudinal red tracer yarn
Cover:	Blue tint PVC; smooth finish
Temp. Range:	+14°F to +140°F (-10°C to +60°C) Working pressures are at 68°F (20°C). Higher temperatures reduce the available working pressure. See the PVC and Thermoplastic Temperature/Pressure chart on page 445.
Brand Method:	Not branded
Industry Standards:	FDA
Applications:	<ul style="list-style-type: none"> • Beverages, potable and pure water • Dry abrasive materials, flour, grains, granules, pellets, powders, sugar • Air, flexible conduit, light vacuum, wire harness
Vacuum:	Not recommended
Compare to:	Gates 7744; Jason 4511; Kentak 50H, Pacific Echo 410; Petzetakis 10206; Superflex BTC; Vehance Plivovic 200
Packaging:	Coils


Part Number	ID (in)	ID (mm)	Reinf Plies	OD (in)	OD (mm)	Approx Wt (lbs/ft)	Approx Wt (kg/ft)	Min Bend Rad (in)	Min Bend Rad (mm)	△ Max Rec WP @ 68°F (psi)	△ Max Rec WP @ 20°C (bar)	Perm Cplg Rec *	Std Pack Qty (ft)	Stock Status **
7581-251	1/4	6.4	2	0.490	12.4	0.07	0.03	3.0	76.2	355	24.5	*	300	Y
7581-381	3/8	9.5	2	0.600	15.2	0.10	0.05	4.0	101.6	315	21.7	*	300	Y
7581-501	1/2	12.7	2	0.750	19.1	0.12	0.05	5.0	127.0	215	14.8	*	300	Y
7581-631	5/8	15.9	2	0.870	22.1	0.17	0.08	6.0	152.4	185	12.8	*	300	Y
7581-751	3/4	19.1	2	1.030	26.2	0.21	0.10	7.0	177.8	170	11.7	*	300	Y
7581-1001	1	25.4	2	1.300	33.0	0.28	0.13	9.0	228.6	140	9.7	*	300	Y
7581-1251	1-1/4	31.8	2	1.610	40.9	0.42	0.19	12.0	304.8	115	7.9	*	100	Y
7581-1501	1-1/2	38.1	2	1.890	48.0	0.58	0.26	15.0	381.0	100	6.9	*	100	Y
7581-2001	2	50.8	2	2.400	61.0	0.75	0.34	18.0	457.2	85	5.9	*	100	Y

* **Couplings:** Refer to CrimpSource at www.safehose.com for coupling recommendations and crimp specifications.

** **Stock:** "Y" indicates stocked item; "N" indicates non-stocked item. Stock status subject to change. Contact Parker Customer Service.

⚠️ WARNINGS!

- ▶ Couplings attached with bands or clamps may reduce the working pressure of the hose assembly to less than the maximum rated working pressure of the hose. [Refer to the NAHAD Industrial Hose Assembly Guidelines.](#)
- ⚠️ Working pressures are at +68°F (+20°C). Higher temperatures reduce the available working pressure. [See the PVC and Thermoplastic Temperature/Pressure chart on page 445.](#)



NEXAQUA

PVC Potable Water Hose

FDA, RoHS

(USP CLASS VI and NSF 51 – Series 162 only)

Series 162 and Series 164



Series 162 and 164 are designed as lightweight, reinforced PVC hoses for potable water. Each features a spiral tracer yarn (Series 162 red/Series 164 blue) for color-coded identification. Series 164 incorporates a white tube to inhibit growth of algae. The all-PVC hose construction is resistant to abrasion, weathering and ultraviolet light.

Tube:	Series 162: Clear PVC Series 164: White PVC
Reinforcement:	Series 162: Multiple textile plies with red tracer Series 164: Multiple textile plies with blue tracer
Cover:	Clear PVC; smooth finish
Temp. Range:	+25°F to +150°F (-5°C to +65°C) Working pressures are at +68°F (+20°C). Higher temperatures reduce the available working pressure. See the PVC and Thermoplastic Temperature/Pressure chart on page 445.
Brand Method:	Black ink
Brand Example:	Series 162: NEXAQUA RT FOOD GRADE PVC BY PARKER NEXGEN® (P/N) (ID) X (OD) NSF-51 MAX TEMP 150°F (65°C) CANADA DATE CODE Series 164: NEXAQUA BT FOOD GRADE BY PARKER NEXGEN® (P/N) (ID) X (OD) MAX WP 150 PSI AT 68°F (20°C) CANADA DATE CODE
Industry Standards:	<ul style="list-style-type: none"> • Series 162 (only) NSF 51 listed to maximum temperature 180°F (82°C)*** • Series 162 and 164 FDA ingredients*** • Series 162 and 164 RoHS compliant
Applications:	<ul style="list-style-type: none"> • Potable water • Air, mild chemicals
Packaging:	Coils

⚠️ WARNINGS!

- ▶ Couplings attached with bands or clamps may reduce the working pressure of the hose assembly to less than the maximum rated working pressure of the hose. [Refer to the NAHAD Industrial Hose Assembly Guidelines.](#)
- ⚠️ Working pressures are at +68°F (+20°C). Higher temperatures reduce the available working pressure. [See the PVC and Thermoplastic Temperature/Pressure chart on page 445.](#)

Series 162 / 164 — NEXAQUA PVC Potable Water Hose (Continued)

Series 162 (Clear PVC with red tracer) and Series 164 (White PVC Tube with blue tracer)

Part Number 162*** or 164	ID (in)	ID (mm)	Reinf Plies	OD (in)	OD (mm)	Approx Wt (lbs/ft)	Approx Wt (kg/ft)	△ Max Rec WP (psi) @ 68°F	△ Max Rec WP (bar) @ 20°C	Perm Cplg Rec *	Std Pack Qty (ft)	162 Stock Status ** (USA)	164 Stock Status ** (USA)
-06000250	3/8	9.5	2	.565	14.4	19	9	150	10.3	*	250	N	N
-08000250	1/2	12.7	2	.705	17.9	26	12	150	10.3	*	250	N	N
-10000250	5/8	15.9	2	.835	21.2	32	15	125	8.6	*	250	N	N
-12000250	3/4	19.1	2	.980	24.9	42	19	100	6.9	*	250	N	n/a
-16000250	1	25.4	2	1.230	31.2	54	24	75	5.2	*	250	N	n/a
-18000100	1-1/8	28.6	2	1.375	34.9	27	12	75	5.2	*	100	N	N

* **Couplings:** Refer to CrimpSource at www.safehose.com for coupling recommendations and crimp specifications.

** **Stock:** "Y" indicates stocked item; "N" indicates non-stocked item. Stock status subject to change. Contact Parker Customer Service.

*** All tube compound ingredients used are listed in the U.S. FDA CFR, Title 21. Series 162 hose NSF listed. Compound USP Class VI rated.

⚠ WARNINGS!

► Couplings attached with bands or clamps may reduce the working pressure of the hose assembly to less than the maximum rated working pressure of the hose. [Refer to the NAHAD Industrial Hose Assembly Guidelines.](#)

⚠ Working pressures are at +68°F (+20°C). Higher temperatures reduce the available working pressure. [See the PVC and Thermoplastic Temperature/Pressure chart on page 445.](#)



NEXSYN

H61 EPDM/TPV Hose

FDA, ANSI/NSF 51 and ANSI/NSF 61 Compliant

Tube Compound, RoHS Compliant

Series 715

Series 715 hose is extruded to close tolerances using specially designed thermoplastic vulcanizate (TPV) materials that perform like EPDM rubber. The mechanical and recovery properties are comparable to most vulcanized elastomers and superior to most thermoplastic elastomers. Series 715 is 25–35% lighter than PVC and rubber hose of the same dimensions, handles higher operating temperatures than PVC hose and maintains flexibility at cold temperatures. This highly durable hose is resistant to flex fatigue, ozone and ultraviolet light, and has excellent resistance to a wide range of mild acids, alkalis, chemicals and deionized water. The opaque cover inhibits algae growth.

Tube:	Natural EPDM/TPV
Reinforcement:	Multiple textile plies
Cover:	Gray EPDM/TPV; smooth finish
Temp. Range:	-75°F to +180°F (-60°C to +82°C) Working pressures are at +68°F (+20°C). Higher temperatures reduce the available working pressure. See the PVC and Thermoplastic Temperature/Pressure chart on page 445.
Brand Method:	Black ink
Brand Example:	NEXSYN H61 BY PARKER NEXGEN® (P/N) (ID) X (OD) ANSI/NSF-61 COMPLIANT TUBE MATERIAL MAX 200 PSI WP AT 20°C DATE CODE
Industry Standards:	<ul style="list-style-type: none"> • Tube material NSF 51 and NSF 61 listed • All ingredients in the tube compound are listed in the US FDA CFR, Title 21 • RoHS Compliant • EU Directive 2003/11/EC Compliant
Applications:	<ul style="list-style-type: none"> • Beverages, potable water; mild acids, alkalis and chemicals • Bottled water plants, marine drinking water lines, temporary municipal water connections; dishwasher supply lines
Packaging:	Coils

Part Number	ID (in)	ID (mm)	Reinf Plies	OD (in)	OD (mm)	Approx Wt (lbs/ft)	Approx Wt (kg/ft)	△ Max Rec WP (psi) @ 68°F	△ Max Rec WP (bar) @ 20°C	Std Pack Qty (ft)	Stock Status ** (USA)
715-06007300	3/8	9.5	2	0.625	15.9	0.09	0.04	200	13.8	300	N
715-08007300	1/2	12.7	2	0.750	19.1	0.11	0.05	200	13.8	300	N
715-10007300	5/8	15.9	2	0.875	22.2	0.13	0.06	200	13.8	300	N

* **Couplings:** Refer to CrimpSource at www.safehose.com for coupling recommendations and crimp specifications.

** **Stock:** "Y" indicates stocked item; "N" indicates non-stocked item. Stock status subject to change. Contact Parker Customer Service.

⚠ WARNINGS!

- ▶ Couplings attached with bands or clamps may reduce the working pressure of the hose assembly to less than the maximum rated working pressure of the hose. [Refer to the NAHAD Industrial Hose Assembly Guidelines.](#)
- ⚠ Working pressures are at +68°F (+20°C). Higher temperatures reduce the available working pressure. [See the PVC and Thermoplastic Temperature/Pressure chart on page 445.](#)



NEXBRAID® PW

PVC Potable Water By-Pass Hose

FDA, ANSI/NSF 61 Compliant Tube Compound

Series 128

Series 128 is a versatile, flexible potable water transfer hose. The thick wall is kink resistant and 25% lighter than comparable rubber hose. The abrasion and ultraviolet light resistant blue opaque cover inhibits algae growth and is available with a sunlight barrier layer. Its smooth tube protects the integrity of water, does not impart taste or odor, and it is suitable for deionized water. Since Series 128 hose is much easier to couple, install and remove than polyethylene pipe, it is the preferred choice for temporary water supply and bypass lines where service has been curtailed due to construction.

Tube:	Clear/blue tint PVC
Reinforcement:	Multiple textile plies
Cover:	Blue PVC; smooth finish
Temp. Range:	-13°F to +150°F (-25°C to +65°C) Working pressures are at +68°F (+20°C) ambient temperature. Higher temperatures reduce the available working pressure. See the PVC and Thermoplastic Temperature/Pressure chart on page 445.
Brand Method:	Black ink
Brand Example:	NEXBRAID® PW PURE WATER HOSE BY PARKER NEXGEN® (P/N) (ID) ANSI/NSF-61 COMPLIANT TUBE MATERIAL MAX WP 200 PSI AT 68°F (20°C) CANADA (DATE CODE)
Industry Standards:	<ul style="list-style-type: none"> • Certification by NSF that the tube material conforms to the requirements of NSF Standard 61 for a maximum surface area to volume ratio of 200 square inches per liter • Tube compound is California Proposition 65 compliant
Applications:	<ul style="list-style-type: none"> • Potable water, pure water • Bottled water plants, water analysis collection • Municipal water supply temporary by-pass connections
Vacuum:	Not rated
Packaging:	Coils

Part Number	ID (in)	ID (mm)	Reinf Plies	OD (in)	OD (mm)	Approx Wt (lbs/ft)	Approx Wt (kg/ft)	△ Max Rec WP @ 68°F (psi)	△ Max Rec WP @ 20°C (bar)	Perm Cplg Rec *	Std Pack Qty (ft)	Stock Status ** (USA)
128-10006200	5/8	15.9	2	0.931	23.6	0.21	0.10	250	17.2	*	200	N
128-12006200	3/4	19.1	2	1.125	28.6	0.59	0.27	250	17.2	*	200	N
128-12016200	3/4	19.1	2	1.030	26.2	0.22	0.10	150	10.3	*	300	N
128-16006200	1	25.4	2	1.375	34.9	0.77	0.35	200	13.8	*	200	N
128-20006100	1-1/4	31.8	2	1.630	41.4	0.49	0.22	150	10.3	*	100	N
128-24006100	1-1/2	38.1	2	1.960	49.8	0.71	0.32	100	7.0	*	100	N
128-32006100	2	50.8	2	2.490	63.3	0.97	0.44	75	5.2	*	100	N

* **Couplings:** Refer to CrimpSource at www.safehose.com for coupling recommendations and crimp specifications.

** **Stock:** "Y" indicates stocked item; "N" indicates non-stocked item. Stock status subject to change. Contact Parker Customer Service.

⚠ WARNINGS!

► Couplings attached with bands or clamps may reduce the working pressure of the hose assembly to less than the maximum rated working pressure of the hose. [Refer to the NAHAD Industrial Hose Assembly Guidelines.](#)

△ Working pressures are at +68°F (+20°C). Higher temperatures reduce the available working pressure. [See the PVC and Thermoplastic Temperature/Pressure chart on page 445.](#)



NEXAQUA PVC Water Hose

Series 160 (Opaque Green Cover) /
Series 161 (Green Tint Cover)

Series 160/161 is silicone-free, commercial grade PVC water hose. The cover is resistant to abrasion, ultraviolet light and weathering.

Tube:	Black PVC
Reinforcement:	Multiple textile plies
Cover:	Opaque green or green tint PVC
Temp. Range:	+25°F to +150°F (-5°C to +65°C) Working pressures are at +68°F (+20°C). Higher temperatures reduce the available working pressure. See the PVC and Thermoplastic Temperature/Pressure chart on page 445.
Brand Method:	Series 160: Black ink Series 161: Not branded
Brand Example:	Series 160: NEXAQUA BY PARKER NEXGEN (P/N) (ID) X (OD) MAX WP XXX PSI AT 68°F (20°C) CANADA (DATE CODE)
Industry Standards:	None applicable
Applications:	<ul style="list-style-type: none"> • Mild chemicals, water • Golf courses, greenhouses, municipal parks • Commercial lawn and garden, contractors, general industrial
Vacuum:	Not recommended
Packaging:	Coils

⚠ WARNINGS!

- ▶ Couplings attached with bands or clamps may reduce the working pressure of the hose assembly to less than the maximum rated working pressure of the hose. [Refer to the NAHAD Industrial Hose Assembly Guidelines.](#)
- ⚠ Working pressures are at +68°F (+20°C). Higher temperatures reduce the available working pressure. [See the PVC and Thermoplastic Temperature/Pressure chart on page 445.](#)

Series 160/161 — NEXAQUA PVC Water Hose (Continued)

Series 160 — NEXAQUA GRN, Opaque Green Cover

Part Number	ID (in)	ID (mm)	Reinf Plies	OD (in)	OD (mm)	Approx Wt Per Pkg (lbs)	Approx Wt Per Pkg (kgs)	△ Max Rec WP @ 68°F (psi)	△ Max Rec WP @ 20°C (bar)	Perm Cplg Rec *	Std Pack Qty (ft)	Stock Status ** (USA)
160-08005300	1/2	12.7	2	.700	17.8	32.00	14.51	150	10.3	*	300	N
160-10005300	5/8	15.9	2	.825	21.0	39.00	17.69	125	8.6	*	300	N

Factory assemblies available. Contact Parker.

* **Couplings:** Refer to CrimpSource at www.safehose.com for coupling recommendations and crimp specifications.

** **Stock:** "Y" indicates stocked item; "N" indicates non-stocked item. Stock status subject to change. Contact Parker Customer Service.

Series 161 — NEXAQUA CLR, Green Tint Cover

Part Number	ID (in)	ID (mm)	Reinf Plies	OD (in)	OD (mm)	Approx Wt Per Pkg (lbs)	Approx Wt Per Pkg (kgs)	△ Max Rec WP @ 68°F (psi)	△ Max Rec WP @ 20°C (bar)	Perm Cplg Rec *	Std Pack Qty (ft)	Stock Status ** (USA)
161-12005300	3/4	19.1	2	1.000	25.4	59.00	27.00	100	7.0	*	300	N
161-16005200	1	25.4	2	1.300	33.0	62.00	28.12	100	7.0	*	200	N

Factory assemblies available. Contact Parker.

* **Couplings:** Refer to CrimpSource at www.safehose.com for coupling recommendations and crimp specifications.

** **Stock:** "Y" indicates stocked item; "N" indicates non-stocked item. Stock status subject to change. Contact Parker Customer Service.

⚠ WARNINGS!

► Couplings attached with bands or clamps may reduce the working pressure of the hose assembly to less than the maximum rated working pressure of the hose. Refer to the [NAHAD Industrial Hose Assembly Guidelines](#).

⚠ Working pressures are at +68°F (+20°C). Higher temperatures reduce the available working pressure. See the [PVC and Thermoplastic Temperature/Pressure chart on page 445](#).



DYNAFLEX™ PVC Standard Duty Suction Hose

Series 7560

Series 7560 is a standard duty suction and discharge hose for dry abrasive materials such as debris, granules, pellets and powders; mild chemicals; and water in a variety of transfer applications. The hose features a smooth tube that is abrasion resistant and allows full-flow. The lightweight construction incorporates a white PVC helix that provides suction capability and the cover is resistant to abrasion, mild chemicals, ultraviolet light and weathering.

NOTE: Do not use in applications where a static charge may develop unless externally grounded.

Tube:	Green PVC, smooth finish
Reinforcement:	White PVC helix
Cover:	Green PVC, smooth finish
Temp. Range:	+23°F to +140°F (-5°C to +60°C) Working pressures are at +68°F (+20°C). Higher temperatures reduce the available working pressure. See the PVC and Thermoplastic Temperature/Pressure chart on page 445.
Brand Method:	Not branded
Design Factor:	3:1
Industry Standards:	None applicable
Applications:	<ul style="list-style-type: none"> Abrasive materials, debris, mild chemicals, sewage, slurries, water Agriculture, construction, mining
Vacuum:	See below
Compare to:	Gates 100 GR; Kanaflex 100 GR; Kuriyama G and J; Pacific Echo 110, 113; Petzetakis 12500; Superflex 1000 GR
Packaging:	Coils

Part Number	ID (in)	ID (mm)	OD (in)	OD (mm)	Approx Wt (lbs/ft)	Approx Wt (kg/ft)	Min Bend Rad (in)	Min Bend Rad (mm)	△ Max Rec WP @ 68°F (psi)	△ Max Rec WP @ 20°C (bar)	Vacuum Hg (in)	Std Pack Qty (ft)	Stock Status **
7560-750	3/4	19.1	1.000	25.4	0.20	0.09	3.5	88.9	120	8.3	22	100	Y
7560-1000	1	25.4	1.240	31.5	0.25	0.11	4.5	114.3	120	8.3	22	100	Y
7560-1250	1-1/4	31.8	1.530	38.9	0.32	0.15	5.7	144.8	120	8.3	22	100	Y
7560-1500	1-1/2	38.1	1.780	45.2	0.39	0.18	6.7	170.2	100	6.9	22	100	Y
7560-2000	2	50.8	2.320	58.9	0.57	0.26	9.0	228.6	95	6.6	22	100	Y
7560-2500	2-1/2	63.5	2.810	71.4	0.80	0.36	11.0	279.4	75	5.2	22	100	Y
7560-3000	3	76.2	3.430	87.1	1.05	0.48	14.0	355.6	65	4.5	22	100	Y
7560-4000	4	101.6	4.450	113.0	1.64	0.74	18.0	457.2	55	3.8	22	100	Y
7560-6000	6	152.4	6.600	167.6	3.08	1.40	30.0	762.0	40	2.8	22	100	Y

* **Couplings:** Refer to CrimpSource at www.safehose.com for coupling recommendations and crimp specifications.

** **Stock:** "Y" indicates stocked item; "N" indicates non-stocked item. Stock status subject to change. Contact Parker Customer Service.

⚠ WARNINGS!

- ▶ Couplings attached with bands or clamps may reduce the working pressure of the hose assembly to less than the maximum rated working pressure of the hose. [Refer to the NAHAD Industrial Hose Assembly Guidelines.](#)
- ⚠ Working pressures are at +68°F (+20°C). Higher temperatures reduce the available working pressure. [See the PVC and Thermoplastic Temperature/Pressure chart on page 445.](#)



DYNAFLEX™ PVC Corrugated Lightweight Suction Hose Series 7561

Series 7561 is a flexible, lightweight suction and discharge hose for dry abrasive materials such as debris, granules, pellets and powders; mild chemicals; and water in a variety of transfer applications. The hose features a smooth tube that is abrasion resistant and allows full-flow. The corrugated construction incorporates a white PVC helix that provides suction capability, flexibility for ease of handling and kink resistance. The cover is resistant to abrasion, mild chemicals, ultraviolet light and weathering.

NOTE: Do not use in applications where a static charge may develop unless externally grounded.

Tube:	Green PVC, smooth finish
Reinforcement:	Rigid white PVC spiral helix
Cover:	Green PVC, corrugated finish; clockwise/right hand orientation
Temp. Range:	+23°F to +140°F (-5°C to +60°C) Working pressures are at +68°F (+20°C). Higher temperatures reduce the available working pressure. See the PVC and Thermoplastic Temperature/Pressure chart on page 445.
Brand Method:	Not branded
Design Factor:	3:1
Industry Standards:	None applicable
Applications:	<ul style="list-style-type: none"> • Abrasive materials, debris, mild chemicals, sewage, slurries, water • Agriculture, construction, mining
Vacuum:	See below
Compare to:	Kanaflex 112 CL; Kuriyama WG; Pacific Echo 120; Superflex TX
Packaging:	Coils

Part Number	ID (in)	ID (mm)	OD (in)	OD (mm)	Approx Wt (lbs/ft)	Approx Wt (kg/ft)	Min Bend Rad (in)	Min Bend Rad (mm)	△ Max Rec WP @ 68°F (psi)	△ Max Rec WP @ 20°C (bar)	Vacuum Hg (in)	Std Pack Qty (ft)	Stock Status **
7561-1500	1-1/2	38.1	1.780	45.2	0.33	0.15	5.0	127.0	99	6.8	22	100	N
7561-2000	2	50.8	2.320	58.9	0.51	0.23	7.0	177.8	78	5.4	22	100	Y
7561-2500	2-1/2	63.5	2.830	71.9	0.67	0.30	9.0	228.6	71	4.9	22	100	N
7561-3000	3	76.2	3.400	86.4	0.85	0.39	12.0	304.8	56	3.9	22	100	Y
7561-4000	4	102.0	4.450	113.0	1.33	0.60	15.0	381.0	56	3.9	22	100	N

* **Couplings:** Refer to CrimpSource at www.safehose.com for coupling recommendations and crimp specifications.

** **Stock:** "Y" indicates stocked item; "N" indicates non-stocked item. Stock status subject to change. Contact Parker Customer Service.

⚠ **WARNINGS!**

► Couplings attached with bands or clamps may reduce the working pressure of the hose assembly to less than the maximum rated working pressure of the hose. [Refer to the NAHAD Industrial Hose Assembly Guidelines.](#)

⚠ Working pressures are at +68°F (+20°C). Higher temperatures reduce the available working pressure. [See the PVC and Thermoplastic Temperature/Pressure chart on page 445.](#)



DYNAFLEX™

Clear PVC Corrugated Suction Hose

FDA

Series 7563

Series 7563 is a flexible, lightweight PVC suction and discharge hose for dry abrasive materials such as debris, grains, granules, pellets and powders; non-fatty and non-oily foods, liquids and sanitary products; and potable water in a variety of transfer applications. The hose features a smooth tube that is abrasion resistant and will not impart taste or odor, and allows full-flow. The lightweight construction incorporates a PVC helix that provides full suction capability and kink resistance, and the clear PVC hose wall permits visual observation of materials being conveyed.

NOTE: Do not use in applications where a static charge may develop unless externally grounded.

Tube:	Clear PVC; smooth finish
Reinforcement:	Clear PVC helix
Cover:	Clear PVC, corrugated finish; clockwise/right hand orientation
Temp. Range:	+5°F to +140°F (-15°C to +60°C) Working pressures are at +68°F (+20°C). Higher temperatures reduce the available working pressure. See the PVC and Thermoplastic Temperature/Pressure chart on page 445.
Brand Method:	Not branded
Design Factor:	3:1
Industry Standards:	FDA
Applications:	<ul style="list-style-type: none"> • Debris and dry abrasive materials; flour, grains, granules, pellets, potable water, powders, sugar • Liquids, non-fatty and non-oily foods • Agriculture, construction, marine, in-plant transfer, delivery, transport
Vacuum:	See below
Compare to:	Gates 201 CR; Jason 4660; Kanaflex 200 SFG; Kuriyama WT; Pacific Echo 145; Petzetakis 12426SE; Superflex 9000; Veyance Nutriflex
Packaging:	Coils

Part Number	ID (in)	ID (mm)	OD (in)	OD (mm)	Approx Wt (lbs/ft)	Approx Wt (kg/ft)	Min Bend Rad (in)	Min Bend Rad (mm)	△ Max Rec WP @ 68°F (psi)	△ Max Rec WP @ 20°C (bar)	Vacuum Hg (in)	Std Pack Qty (ft)	Stock Status **
7563-1000	1	25.4	1.220	31.0	0.17	0.08	2.0	50.8	55	3.8	24	100	Y
7563-1250	1-1/4	31.8	1.480	37.6	0.21	0.10	3.0	76.2	50	3.4	24	100	Y
7563-1500	1-1/2	38.1	1.840	46.7	0.34	0.15	3.0	76.2	50	3.4	24	100	Y
7563-2000	2	50.8	2.360	59.9	0.50	0.23	4.0	101.6	40	2.8	24	100	Y
7563-2500	2-1/2	63.5	2.870	72.9	0.68	0.31	5.0	127.0	40	2.8	24	100	Y
7563-3000	3	76.2	3.500	88.9	1.00	0.45	6.0	152.4	40	2.8	24	100	Y
7563-4000	4	101.6	4.640	117.9	1.52	0.69	8.0	203.2	35	2.4	24	100	N
7563-6000	6	152.4	6.500	165.1	3.00	1.36	12.0	304.8	30	2.1	24	100	N

** **Stock:** "Y" indicates stocked item; "N" indicates non-stocked item. Stock status subject to change. Contact Parker Customer Service.

⚠️ WARNINGS!

- ▶ Couplings attached with bands or clamps may reduce the working pressure of the hose assembly to less than the maximum rated working pressure of the hose. [Refer to the NAHAD Industrial Hose Assembly Guidelines.](#)
- ⚠️ Working pressures are at +68°F (+20°C). Higher temperatures reduce the available working pressure. [See the PVC and Thermoplastic Temperature/Pressure chart on page 445.](#)



DYNAFLEX™

PVC Suction Hose

FDA

Series 7564

Series 7564 is a PVC suction and discharge hose for dry abrasive materials such as debris, grains, granules, pellets and powders; non-fatty and non-oily foods, liquids and sanitary products; and potable water in a variety of transfer applications. The hose features a smooth tube that is abrasion resistant and will not impart taste or odor, and allows full-flow. The lightweight construction incorporates a white PVC helix that provides full suction capability and kink resistance, and the translucent PVC hose wall permits visual observation of materials being conveyed.

NOTE: Do not use in applications where a static charge may develop unless externally grounded.

Tube: Clear PVC; smooth finish
Reinforcement: White PVC helix
Cover: Clear PVC; smooth finish
Temp. Range: +23°F to +140°F (-5°C to +60°C)
 Working pressures are at +68°F (+20°C). Higher temperatures reduce the available working pressure. [See the PVC and Thermoplastic Temperature/Pressure chart on page 445.](#)

Brand Method: Not branded

Design Factor: 3:1

Industry Standards: FDA

Applications:

- Debris and dry abrasive materials; flour, grains, granules, pellets, potable water, powders, sugar
- Liquids, non-fatty and non-oily foods
- Agriculture, construction, marine, in-plant transfer, delivery, transport

Vacuum: See below

Compare to: Gates 101 CL, 200 CL; Jason 4606; Kuriyama H; Pacific Echo 090, 115; Superflex 1000CL; Veyance Nutriflow

Packaging: Coils

Part Number	ID (in)	ID (mm)	Reinf Plies	OD (in)	OD (mm)	Approx Wt (lbs/ft)	Approx Wt (kg/ft)	Min Bend Rad (in)	Min Bend Rad (mm)	△ Max Rec WP @ 68°F (psi)	△ Max Rec WP @ 20°C (bar)	Vacuum Hg (in)	Std Pack Qty (ft)	Stock Status **
7564-500	1/2	12.7	n/a	0.750	19.1	0.12	0.05	2.5	63.5	120	8.3	28	100	N
7564-750	3/4	19.1	n/a	1.000	25.4	0.20	0.09	3.0	76.2	90	6.2	28	100	Y
7564-1000	1	25.4	n/a	1.220	31.0	0.26	0.12	4.0	101.6	90	6.2	28	100	Y
7564-1250	1-1/4	31.8	n/a	1.530	38.9	0.37	0.17	5.0	127.0	80	5.5	28	100	Y
7564-1500	1-1/2	38.1	n/a	1.810	46.0	0.44	0.20	6.0	152.4	75	5.2	28	100	Y
7564-2000	2	50.8	n/a	2.340	59.4	0.67	0.30	8.0	203.2	75	5.2	28	100	Y
7564-2500	2-1/2	63.5	n/a	2.850	72.4	0.90	0.41	10.0	254.0	75	5.2	28	100	Y
7564-3000	3	76.2	n/a	3.450	87.6	1.14	0.52	12.0	304.8	65	4.5	28	100	Y
7564-4000	4	101.6	n/a	4.500	114.3	1.81	0.82	16.0	406.4	55	3.8	28	100	Y
7564-6000	6	152.4	n/a	6.650	168.9	3.36	1.52	24.0	609.6	35	2.4	28	100	Y

** **Stock:** "Y" indicates stocked item; "N" indicates non-stocked item. Stock status subject to change. Contact Parker Customer Service.

⚠ WARNINGS!

► Couplings attached with bands or clamps may reduce the working pressure of the hose assembly to less than the maximum rated working pressure of the hose. [Refer to the NAHAD Industrial Hose Assembly Guidelines.](#)

⚠ Working pressures are at +68°F (+20°C). Higher temperatures reduce the available working pressure. [See the PVC and Thermoplastic Temperature/Pressure chart on page 445.](#)



DYNAFLEX™ PVC Suction Hose

FDA

Series 7570

Series 7570 is a heavy duty PVC suction and discharge hose for dry abrasive materials such as debris, grains, granules, pellets, and powders; non-fatty and non-oily foods, liquids and sanitary products; and potable water in a variety of transfer applications. The hose features a smooth tube that is abrasion resistant and will not impart taste or odor, and allows full-flow. The lightweight construction incorporates a wire helix that provides full suction capability, kink resistance, and a path to conduct a static electrical charge to ground. The translucent PVC hose wall permits visual observation of materials being conveyed.

Tube:	Green tint PVC; smooth finish
Reinforcement:	Wire helix
Cover:	Green tint PVC; smooth
Temp. Range:	+14°F to +140°F (-10°C to +60°C) Working pressures are at +68°F (+20°C). Higher temperatures reduce the available working pressure. See the PVC and Thermoplastic Temperature/Pressure chart on page 445.
Brand Method:	Not branded
Design Factor:	3:1
Industry Standards:	FDA
Applications:	<ul style="list-style-type: none"> • Debris and dry abrasive materials; flour, grains granules, pellets, potable water, powders, sugar • Liquids, non-fatty and non-oily foods • Agriculture, construction, marine, in-plant transfer, delivery, transport
Vacuum:	See below
Compare to:	Gates 202SW; Kuriyama 7160; Pacific Echo W145; Petzetakis 17009; Veyance Nutriflex Static Wire
Packaging:	Coils

Part Number	ID (in)	ID (mm)	OD (in)	OD (mm)	Approx Wt (lbs/ft)	Approx Wt (kg/ft)	Min Bend Rad (in)	Min Bend Rad (mm)	△ Max Rec WP @ 68°F (psi)	△ Max Rec WP @ 20°C (bar)	Vacuum Hg (in)	Std Pack Qty (ft)	Stock Status **
7570-380	3/8	9.5	0.630	16.0	0.11	0.05	0.9	22.9	115	7.9	27	100	Y
7570-500	1/2	12.7	0.760	19.3	0.14	0.06	1.2	30.5	115	7.9	27	100	Y
7570-750	3/4	15.9	0.890	22.6	0.18	0.08	1.6	40.6	115	7.9	27	100	Y
7570-1000	1	25.4	1.320	33.5	0.34	0.15	2.5	63.5	85	5.9	27	100	Y
7570-1250	1-1/4	31.8	1.580	40.1	0.42	0.19	3.3	83.8	72	5.0	27	100	Y
7570-1500	1-1/2	38.1	1.850	47.0	0.52	0.24	3.5	88.9	72	5.0	27	100	Y
7570-2000	2	50.8	2.420	61.5	0.84	0.38	5.0	127.0	72	5.0	27	100	Y
7570-2500	2-1/2	63.5	2.950	74.9	1.21	0.55	6.5	165.1	57	3.9	25	100	N
7570-3000	3	76.2	3.550	90.2	1.48	0.67	8.0	203.2	57	3.9	25	100	Y
7570-4000	4	101.6	4.650	118.1	2.35	1.07	12.0	304.8	36	2.5	24	100	Y
7570-6000	6	152.4	6.650	168.9	4.29	1.95	18.0	457.2	28	1.9	22	100	N

** **Stock:** "Y" indicates stocked item; "N" indicates non-stocked item. Stock status subject to change. Contact Parker Customer Service.

⚠️ WARNINGS!

- ▶ Couplings attached with bands or clamps may reduce the working pressure of the hose assembly to less than the maximum rated working pressure of the hose. [Refer to the NAHAD Industrial Hose Assembly Guidelines.](#)
- ⚠️ Working pressures are at +68°F (+20°C). Higher temperatures reduce the available working pressure. [See the PVC and Thermoplastic Temperature/Pressure chart on page 445.](#)



GULLY WASHER®

Standard Duty Lay Flat PVC Water Discharge Hose

Series 7541

Series 7541 standard duty lay flat PVC discharge hose is a lightweight, standard duty hose for mild chemicals and water. The lay flat construction rolls up flat for easy handling, storage and transportation in agriculture, construction, general industrial and mining applications. The cover is resistant to abrasion, mild chemicals, ultraviolet light and weathering.

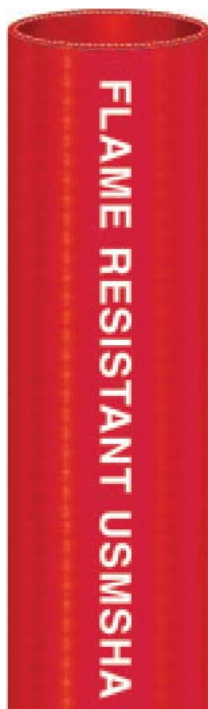
Tube:	Blue nitrile / PVC
Reinforcement:	Multiple textile plies
Cover:	Blue PVC
Temp. Range:	+14°F to +140°F (-10°C to +60°C) Working pressures are at +68°F (+20°C). Higher temperatures reduce the available working pressure. See the PVC and Thermoplastic Temperature/Pressure chart on page 445.
Brand Method:	Not branded
Design Factor:	3:1
Industry Standards:	None applicable
Applications:	<ul style="list-style-type: none"> • Mild chemicals, water • Agriculture, construction, general industrial, mining
Vacuum:	Not recommended
Compare to:	Gates Master-Flex 500; Kanaflex 4501, 4502; Kuriyama NuFlo, VinylFlow; Petzetakis 11252; Sun-Flow SF-10; Superflex DH; Veyance Spiralflex
Packaging:	Coils

Part Number	ID (in)	ID (mm)	Reinf Plies	Wall Thickness (in)	OD (in)	OD (mm)	Approx Wt (lbs/ft)	Approx Wt (kg/ft)	△ Max Rec WP (psi) @ 68°F	△ Max Rec WP (bar) @ 20°C	Std Pack Qty (ft)	Stock Status **
7541-1501	1-1/2	38.1	3	0.051	1.602	40.7	0.13	0.06	80	5.5	300	Y
7541-2001	2	50.8	3	0.051	2.102	53.4	0.16	0.07	80	5.5	300	Y
7541-2501	2-1/2	63.5	3	0.051	2.606	66.2	0.21	0.10	65	4.5	300	Y
7541-3001	3	76.2	3	0.053	3.110	79.0	0.24	0.11	60	4.1	300	Y
7541-4001	4	101.6	3	0.060	4.120	104.6	0.36	0.16	45	3.1	300	Y
7541-6001	6	152.4	3	0.065	6.140	156.0	0.63	0.29	40	2.8	300	Y
7541-8001	8	204.0	3	0.070	8.140	206.8	1.10	0.50	40	2.8	300	Y

** Stock: "Y" indicates stocked item; "N" indicates non-stocked item. Stock status subject to change. Contact Parker Customer Service.

⚠ WARNINGS!

- Couplings attached with bands or clamps may reduce the working pressure of the hose assembly to less than the maximum rated working pressure of the hose. [Refer to the NAHAD Industrial Hose Assembly Guidelines.](#)
- ⚠ Working pressures are at +68°F (+20°C). Higher temperatures reduce the available working pressure. [See the PVC and Thermoplastic Temperature/Pressure chart on page 445.](#)



GULLY WASHER®

Medium Duty Lay Flat

PVC Water Discharge Hose

MSHA

Series 7542

Series 7542 medium duty lay flat PVC discharge hose is a lightweight, medium duty hose for mild chemicals and water. The lay flat construction rolls up flat for easy handling, storage and transportation in agriculture, construction, general industrial and mining applications. The red flame resistant modified cover meets MSHA requirements and is also resistant to abrasion, mild chemicals, ultraviolet light and weathering.

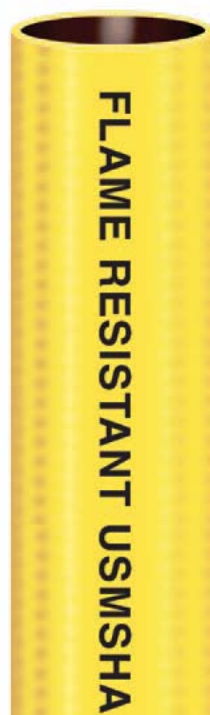
Tube:	Red nitrile / PVC
Reinforcement:	Multiple textile plies
Cover:	Red PVC
Temp. Range:	+14°F to +140°F (-10°C to +60°C) Working pressures are at +68°F (+20°C). Higher temperatures reduce the available working pressure. See the PVC and Thermoplastic Temperature/Pressure chart on page 445.
Brand Method:	White ink
Brand Example:	FLAME RESISTANT USMSHA #
Design Factor:	3:1
Industry Standards:	MSHA
Applications:	<ul style="list-style-type: none"> • Mild chemicals, water • Agriculture, construction, general industrial, mining
Vacuum:	Not recommended
Compare to:	Jason 4510; Kuriyama Ironsides; Petzetakis 11298; Sun-Flow SF-30, SF-50
Packaging:	Coils

Part Number	ID (in)	ID (mm)	Reinf Plies	Wall Thickness (in)	OD (in)	OD (mm)	Approx Wt (lbs/ft)	Approx Wt (kg/ft)	△ Max Rec WP @ 68°F (psi)	△ Max Rec WP @ 20°C (bar)	Std Pack Qty (ft)	Stock Status **
7542-1501	1-1/2	38.1	3	0.079	1.658	42.1	0.20	0.09	150	10.3	300	Y
7542-2001	2	50.8	3	0.083	2.166	55.0	0.30	0.14	150	10.3	300	Y
7542-2501	2-1/2	63.5	3	0.091	2.682	68.1	0.40	0.18	150	10.3	300	Y
7542-3001	3	76.2	3	0.091	3.182	80.8	0.52	0.24	150	10.3	300	Y
7542-4001	4	101.6	3	0.102	4.204	106.8	0.74	0.34	150	10.3	300	Y
7542-6001	6	152.4	3	0.114	6.228	158.2	1.25	0.57	120	8.3	300	Y
7542-8001	8	203.2	3	0.120	8.240	209.3	1.89	0.86	100	7.0	300	Y

** Stock: "Y" indicates stocked item; "N" indicates non-stocked item. Stock status subject to change. Contact Parker Customer Service.

⚠ WARNINGS!

- ▶ Couplings attached with bands or clamps may reduce the working pressure of the hose assembly to less than the maximum rated working pressure of the hose. [Refer to the NAHAD Industrial Hose Assembly Guidelines.](#)
- △ Working pressures are at +68°F (+20°C). Higher temperatures reduce the available working pressure. [See the PVC and Thermoplastic Temperature/Pressure chart on page 445.](#)



GULLY WASHER®

Heavy Duty Lay Flat

PVC Water Discharge Hose

MSHA

Series 7545

Series 7545 heavy duty lay flat PVC discharge hose is a lightweight, heavy duty hose for mild chemicals and water. The lay flat construction rolls up flat for easy handling, storage and transportation in agriculture, construction, general industrial and mining applications. The bright yellow flame resistant modified cover meets MSHA requirements and is also resistant to abrasion, mild chemicals, ultraviolet light and weathering.

Tube:	Black nitrile / PVC
Reinforcement:	Multiple textile plies
Cover:	Yellow PVC
Temp. Range:	+14°F to +140°F (-10°C to +60°C) Working pressures are at +68°F (+20°C). Higher temperatures reduce the available working pressure. See the PVC and Thermoplastic Temperature/Pressure chart on page 445.
Brand Method:	Black ink
Brand Example:	FLAME RESISTANT USMSHA #
Design Factor:	3:1
Industry Standards:	MSHA
Applications:	<ul style="list-style-type: none"> • Mild chemicals, water • Agriculture, construction, general industrial, mining
Vacuum:	Not recommended
Compare to:	Jason 4520; Petzetakis 11294; Sun-Flow SF-20; Veyance Spiralflex 2700, Brigade
Packaging:	Coils

Part Number	ID (in)	ID (mm)	Reinf Plies	Wall Thickness (in)	OD (in)	OD (mm)	Approx Wt (lbs/ft)	Approx Wt (kg/ft)	△ Max Rec WP @ 68°F (psi)	△ Max Rec WP @ 20°C (bar)	Std Pack Qty (ft)	Stock Status **
7545-1501	1-1/2	38.1	3	0.110	1.720	43.7	0.32	0.15	230	15.9	300	Y
7545-2001	2	50.8	3	0.110	2.220	56.4	0.42	0.19	230	15.9	300	Y
7545-2501	2-1/2	63.5	3	0.122	2.744	69.7	0.56	0.25	230	15.9	300	Y
7545-3001	3	76.2	3	0.122	3.244	82.4	0.68	0.31	175	12.1	300	Y
7545-4001	4	101.6	3	0.134	5.474	139.0	1.01	0.46	160	11.0	300	Y
7545-6001	6	152.4	3	0.157	6.314	160.4	1.85	0.84	150	10.3	300	Y
7545-8001	8	203.2	3	0.157	8.314	211.2	2.68	1.22	150	10.3	300	N

** Stock: "Y" indicates stocked item; "N" indicates non-stocked item. Stock status subject to change. Contact Parker Customer Service.

⚠ WARNINGS!

- ▶ Couplings attached with bands or clamps may reduce the working pressure of the hose assembly to less than the maximum rated working pressure of the hose. [Refer to the NAHAD Industrial Hose Assembly Guidelines.](#)
- ⚠ Working pressures are at +68°F (+20°C). Higher temperatures reduce the available working pressure. [See the PVC and Thermoplastic Temperature/Pressure chart on page 445.](#)



PVC Split Cable Guard MSHA

Series 7575

Series 7575 is a guard/harness to protect cables and hoses from abrasion and debris in underground mining applications. The construction features a smooth tube that prevents snagging and a uniformly split wall for easy installation of cables, hoses and other materials. The translucent, flame resistant PVC material meets MSHA requirements, is abrasion resistant and permits visual observation of the contained cables and hoses.

Tube:	Translucent PVC; smooth
Reinforcement:	White PVC helix
Cover:	Translucent PVC; corrugated
Temp. Range:	+14°F to +140°F (-10°C to +60°C)
Brand Method:	Black ink
Brand Example:	PARKER 7575 CABLE GUARD MSHA # MADE IN GREECE (DATE CODE)
Industry Standards:	MSHA
Applications:	<ul style="list-style-type: none"> • Cable and hose bundle protection • Protective cover for mine supply lines • General industrial, mining
Vacuum:	Not recommended
Compare to:	Kuriyama CG-SL, Novaflex 143, Veyance Spiraflex
Packaging:	Coils

Part Number	ID (in)	ID (mm)	OD (in)	OD (mm)	Approx Wt (lbs/ft)	Approx Wt (kg/ft)	Std Pack Qty (ft)	Stock Status **
7575-3000	3	76.2	3.268	83.0	4.20	1.91	100	Y

** **Stock:** "Y" indicates stocked item; "N" indicates non-stocked item. Stock status subject to change. Contact Parker Customer Service.



NEXWRAP

Spiral Wrap Chafe Guard

Series 475

Series 475 protects bundles of cable, hose or wire from abrasion and chemical attack and enables easy and flexible routing of multiple lines without removing end terminals or couplings. The lightweight chafe guard installs easily, individual lines can be removed or replaced easily and the open corrugations permit individual items to exit the bundle at any point in the harness.

NOTE: Other colors are available. Contact Parker.

Material:	Black or white linear low density polyethylene (LLDPE)
Temp. Range:	-50°F to +140°F (-45°C to +60°C)
Brand Method:	Not branded
Industry Standards:	None applicable
Applications:	<ul style="list-style-type: none"> • Hose and tubing bundling, wire harness • Resin infusion (manufacturing with fiberglass injection) • Assembly lines, fabrication shops, general industrial, manufacturing
Packaging:	Reels, spools

Series 475 – NEXWRAP Natural (White)

Part Number	ID (in)	ID (mm)	Wall (in)	Wall (mm)	Recommended Harness Diameter		Approx Wt Per Pkg (lbs)	Approx Wt Per Pkg (kgs)	Std Pack Qty (ft)	Stock Status ** (USA)
					Min (in)	Max (in)				
475-06000704	3/8	9.5	0.062	1.6	3/16	1	24.00	10.88	1000	N
475-08000504	1/2	12.7	0.062	1.6	5/16	1-1/2	18.00	8.16	500	N
475-12000501	3/4	19.1	0.062	1.6	1/2	1-1/2	36.00	16.33	500	N
475-16000401	1	25.4	0.125	3.2	3/4	2	56.00	25.40	400	N


**** Stock:** "Y" indicates stocked item; "N" indicates non-stocked item. Stock status subject to change. Contact Parker Customer Service.

Series 475 – NEXWRAP (Black)

Part Number	ID (in)	ID (mm)	Wall (in)	Wall (mm)	Recommended Harness Diameter		Approx Wt Per Pkg (lbs)	Approx Wt Per Pkg (kgs)	Std Pack Qty (ft)	Stock Status ** (USA)
					Min (in)	Max (in)				
475-06008704	3/8	9.5	0.062	1.6	3/16	1	24.00	10.89	1000	N
475-08008504	1/2	12.7	0.062	1.6	5/16	1-1/2	18.00	8.16	500	N
475-12008501	3/4	19.1	0.062	1.6	1/2	1-1/2	36.00	16.33	500	N
475-16008401	1	25.4	0.125	3.2	3/4	2	56.00	25.40	400	N

**** Stock:** "Y" indicates stocked item; "N" indicates non-stocked item. Stock status subject to change. Contact Parker Customer Service.

Specialty



Hose Selector Guide – by application

Series	Trademark	Hose Application / Construction / Selector Guide		Tube	Cover	Size Range (in)	Pressure Range (psi)	Temp Range (°F)	Page No.
7395	E-Z FORM™	General industrial	Air, coolant, water	EPDM	EPDM	1/2 - 4	75	-40 / +257	280
7219	E-Z FORM™	General industrial	Air, oil, water	Nitrile	Chloroprene	1/2 - 4	75	-20 / +200	282
7116M	SOFT-FLEX™	General industrial	DEF Dispensing	EPDM (custom)	EPDM	1/2 - 1	150	-40 / +212	285
7215	CARBOBLUE™	General industrial	DEF Suction	EPDM (custom)	EPDM	3/4	150	-40 / +212	286
389	SUPER-FLEX® FL-7	Engine	Barrier fuel line	Nitrile	CPE	3/16 - 3/4	35-50	-40 / +257	287
397	SUPER-FLEX® FL	Engine	Barrier fuel line	Nitrile	CPE	3/16 - 3/4	35-100	-30 / +257	288
395		Engine	Standard fuel line	Nitrile	Chloroprene	3/16 - 3/8	50-75	-40 / +257	289
7243		Engine	LPG fuel line	Nitrile	Textile	1/4 - 1/2	350	-40 / +180	290
7181		Engine	Heater, high temperature	EPDM	EPDM	1/4 - 1	45-65	-40 / +257	291
7186		Engine	Heater, standard duty	EPDM	EPDM	1/2 - 3/4	70-125	-40 / +212	292
39521		Engine	Signal call tubing	EPDM	n/a	3/8	25	-40 / +180	293
7293		Foundry & Mill	Oxygen charging	Chloroprene	Chloroprene	1/2 - 2	500	-22 / +176	294
7385		Foundry & Mill	Water, softwall, high temp	SBR	Aramid	1/2 - 2	150	(-20 / +212) (+572 ext)	295
7386		Foundry & Mill	Water, hardwall, high temp	SBR	Aramid	1/2 - 2	150	(-20 / +212) (+572 ext)	296
7337		Mining	Conduit, reinforced	Synthetic rubber	Synthetic rubber	1-3/8 - 4	n/a	-30 / +180	297
7337M		Mining	Conduit, reinforced	Synthetic rubber	Synthetic rubber	1/2 - 1-1/4	n/a	-30 / +180	298
7338		Mining	Conduit, non-reinforced	Synthetic rubber	Synthetic rubber	1-1/2 - 3	n/a	-30 / +180	299
7575		Mining	Conduit, cable guard	PVC	PVC	3	n/a	+14 / +140	300
SW456		Fire suppression	Suction	SBR	SBR	1 - 6	150-300	-40 / +180	301
LW701		Fire suppression	Custom Made, suction	SBR	SBR	2-1/2 - 6	150	-40 / +180	302
LW720		Fire suppression	Custom Made, suction, corrugated	SBR	SBR	2-1/2 - 6	150	-40 / +180	303
SW569	ARMADA®	Marine	Multipurpose	Nitrile	Chloroprene	1/2 - 6	40-75	-20 / +212	304
SS269		Marine	Wet exhaust	Nitrile	Nitrile	1 - 8-5/8	150-200	-40 / +200	306
ES269		Marine	Custom Made/ Wet exhaust	Nitrile	Nitrile	6-5/8 - 8-5/8	150-200	-40 / +200	306
7165	WAVEMASTER™	Marine, Engine	Barrier fuel line	Nylon	Nitrile/PVC	1/4 - 5/8	75-100	-20 / +212	308

NOTE: This is a guide only. It is the responsibility of the end user to select and/or test the most appropriate product for the application. Refer to product pages for specific data. Contact Parker for additional information.

See the following page for Hose Selector Guide by industry standard. Refer to pages 9-10 for a complete listing of industry standards.

See pages ii through iv for an index of all product series by series number and pages v through xv for an index by application and by series name.

Due to continual product improvements, Parker reserves the right to alter specifications without prior notice.



Hose Selector Guide – by industry standard

Industry Standards	ABYC	CARB	CE	EPA	ISO 7840	ISO 8469	MSHA	NFPA 1901, 1962	NMMA	Non-conductive
Hose Series	7165 ES269 SS269 SW569	389 397 7165	7165	389 397 7165	7165 SW569	SW569	7337 7337M 7338 7575	LW701 LW720	7165 SW569	7385

Continued in the following chart.

Industry Standards	SAE J20R2	SAE J20R3EC D2	SAE J20R4	SAE J20R5	SAE J30R5	SAE J30R7	SAE J30R14T2	SAE J1527*	SAE J1942	SAE J2006	UL21	USCG
Hose Series	SW569	7181	SW569	SW569	SW569	389 395	389	7165 SW569	SW569	ES269 SS269 SW569	7243	7165 SW569

NOTE: This is a guide only. It is the responsibility of the end user to select and/or test the most appropriate product for the application.

*Refer to product pages for specific data. Contact Parker for additional information.

See the [previous page](#) for Hose Selector Guide by application. Refer to [pages 9-10](#) for a complete listing of industry standards.

See [pages ii through iv](#) for an index of all product series by series number and [pages v through xv](#) for an index by application and by series name.



E-Z FORM™ GS

General Service Hose

SAE J20R2-D1 Performance

Series 7395

Series 7395 is an extremely flexible, lightweight low pressure hose designed to handle air, coolant, mild chemicals and water. The hose construction incorporates a tube that is resistant to commonly used coolant mixtures, a wire helix that provides full suction/vacuum capability and a path to conduct a static electrical charge to ground, and a cover that is resistant to abrasion, mild chemicals, heat and ozone. The unique Greek cover corrugations are tightly pitched and precision-engineered, providing minimal force-to-bend, superior kink resistance, and maximum flexibility for ease of handling. Series 7395 is capable of being routed through confined spaces where formed hose might normally be required.

NOTES:

- Do not drag across sharp edges or highly abrasive surfaces.
- For E-Z FORM™ oil resistant multipurpose hose, [refer to Series 7219](#).

Tube:	Black EPDM
Reinforcement:	Multiple textile plies with wire helix
Cover:	Black EPDM; Greek corrugated finish
Temp. Range:	-40°F to +257°F (-40°C to +125°C)
Brand Method:	Black text on blue stripe
Brand Example:	PARKER SERIES 7395 E-Z™ FORM GS HOSE 75 PSI MAX WP
Design Factor:	4:1
Industry Standards:	SAE J20R2-D1 performance
Applications:	<ul style="list-style-type: none"> • Air, coolant, mild chemicals, water • Coolant systems, drain lines, vacuum service • SAE-performance in engine coolant service, general industrial
Vacuum:	Full
Packaging:	Coils

Part Number	ID (in)	ID (mm)	Reinf Plies	OD (in)	OD (mm)	Approx Wt (lbs/ft)	Approx Wt (kg/ft)	Min Bend Rad (in)	Min Bend Rad (mm)	Max Rec WP (psi)	Max Rec WP (bar)	Perm Cplg Rec *	Std Pack Qty (ft)	Stock Status **
7395-0500025	1/2	12.7	2	0.906	23.0	0.23	0.10	1.4	35.6	75	5.2	HY	25	Y
7395-0500130	1/2	12.7	2	0.906	23.0	0.23	0.10	1.4	35.6	75	5.2	HY	130	N
7395-0594025	19/32	15.1	2	0.984	25.0	0.25	0.11	1.8	45.7	75	5.2	HY	25	N
7395-0594130	19/32	15.1	2	0.984	25.0	0.25	0.11	1.8	45.7	75	5.2	HY	130	N
7395-0625025	5/8	15.9	2	1.024	26.0	0.27	0.12	1.8	45.7	75	5.2	HY	25	Y
7395-0625130	5/8	15.9	2	1.024	26.0	0.27	0.12	1.8	45.7	75	5.2	HY	130	N
7395-0688025	11/16	17.5	2	1.102	28.0	0.29	0.13	1.8	45.7	75	5.2	*	25	N
7395-0688130	11/16	17.5	2	1.102	28.0	0.29	0.13	1.8	45.7	75	5.2	*	130	N
7395-0750025	3/4	19.1	2	1.142	29.0	0.31	0.14	2.0	50.8	75	5.2	HY	25	Y
7395-0750130	3/4	19.1	2	1.142	29.0	0.31	0.14	2.0	50.8	75	5.2	HY	130	N
7395-0813025	13/16	20.6	2	1.181	30.0	0.32	0.15	2.0	50.8	75	5.2	*	25	N
7395-0813130	13/16	20.6	2	1.181	30.0	0.32	0.15	2.0	50.8	75	5.2	*	130	N
7395-1000025	1	25.4	2	1.378	35.0	0.38	0.17	2.0	50.8	75	5.2	HY	25	Y

* **Couplings:** Refer to CrimpSource at www.safehose.com for coupling recommendations and crimp specifications.

** **Stock:** "Y" indicates stocked item; "N" indicates non-stocked item. Stock status subject to change. Contact Parker Customer Service.

(Continued on the following page)

⚠ WARNING! Couplings attached with bands or clamps may reduce the working pressure of the hose assembly to less than the maximum rated working pressure of the hose. [Refer to the NAHAD Industrial Hose Assembly Guidelines.](#)

Series 7395 – E-Z FORM™ GS General Service Hose (Continued)

Part Number	ID (in)	ID (mm)	Reinf Plies	OD (in)	OD (mm)	Approx Wt (lbs/ft)	Approx Wt (kg/ft)	Min Bend Rad (in)	Min Bend Rad (mm)	Max Rec WP (psi)	Max Rec WP (bar)	Perm Cplg Rec *	Std Pack Qty (ft)	Stock Status **
7395-1000130	1	25.4	2	1.378	35.0	0.38	0.17	2.0	50.8	75	5.2	HY	130	N
7395-1125025	1-1/8	28.6	2	1.496	38.0	0.42	0.19	2.6	66.0	75	5.2	*	25	Y
7395-1125130	1-1/8	28.6	2	1.496	38.0	0.42	0.19	2.6	66.0	75	5.2	*	130	N
7395-1188025	1-3/16	30.2	2	1.575	40.0	0.45	0.20	3.0	76.2	75	5.2	*	25	N
7395-1188130	1-3/16	30.2	2	1.575	40.0	0.45	0.20	3.0	76.2	75	5.2	*	130	N
7395-1250025	1-1/4	31.8	2	1.693	43.0	0.50	0.23	3.1	78.7	75	5.2	HY	25	Y
7395-1250130	1-1/4	31.8	2	1.693	43.0	0.50	0.23	3.1	78.7	75	5.2	HY	130	N
7395-1375025	1-3/8	34.9	2	1.811	46.0	0.54	0.24	3.7	94.0	75	5.2	*	25	Y
7395-1375130	1-3/8	34.9	2	1.811	46.0	0.54	0.24	3.7	94.0	75	5.2	*	130	N
7395-1500025	1-1/2	38.1	2	1.929	49.0	0.58	0.26	3.9	99.1	75	5.2	43	25	Y
7395-1500130	1-1/2	38.1	2	1.929	49.0	0.58	0.26	3.9	99.1	75	5.2	43	130	N
7395-1563025	1-9/16	39.7	2	2.008	51.0	0.61	0.28	4.3	109.2	75	5.2	*	25	N
7395-1563130	1-9/16	39.7	2	2.008	51.0	0.61	0.28	4.3	109.2	75	5.2	*	130	N
7395-1625025	1-5/8	41.3	2	2.087	53.0	0.64	0.29	4.7	119.4	75	5.2	*	25	N
7395-1625130	1-5/8	41.3	2	2.087	53.0	0.64	0.29	4.7	119.4	75	5.2	*	130	N
7395-1750025	1-3/4	44.5	2	2.205	56.0	0.68	0.31	5.1	129.5	75	5.2	*	25	N
7395-1750130	1-3/4	44.5	2	2.205	56.0	0.68	0.31	5.1	129.5	75	5.2	*	130	N
7395-2000025	2	50.8	2	2.480	63.0	0.96	0.44	5.9	149.9	75	5.2	43	25	Y
7395-2000130	2	50.8	2	2.480	63.0	0.96	0.44	5.9	149.9	75	5.2	43	130	N
7395-2188025	2-3/16	55.6	2	2.638	67.0	1.03	0.47	7.1	180.3	75	5.2	*	25	N
7395-2188130	2-3/16	55.6	2	2.638	67.0	1.03	0.47	7.1	180.3	75	5.2	*	130	N
7395-2250025	2-1/4	57.1	2	2.756	70.0	1.08	0.49	7.9	200.7	75	5.2	*	25	Y
7395-2250130	2-1/4	57.1	2	2.756	70.0	1.08	0.49	7.9	200.7	75	5.2	*	130	N
7395-2375025	2-3/8	60.3	2	2.874	73.0	1.11	0.50	8.3	210.8	75	5.2	*	25	Y
7395-2375130	2-3/8	60.3	2	2.874	73.0	1.11	0.50	8.3	210.8	75	5.2	*	130	N
7395-2500025	2-1/2	63.5	2	3.012	76.5	1.17	0.53	8.7	221.0	75	5.2	*	25	Y
7395-2500130	2-1/2	63.5	2	3.012	76.5	1.17	0.53	8.7	221.0	75	5.2	*	130	N
7395-2563025	2-9/16	65.1	2	3.071	78.0	1.19	0.54	9.0	228.6	75	5.2	*	25	N
7395-2563130	2-9/16	65.1	2	3.071	78.0	1.19	0.54	9.0	228.6	75	5.2	*	130	N
7395-2750025	2-3/4	69.9	2	3.307	84.0	1.40	0.64	9.8	248.9	75	5.2	*	25	N
7395-2750130	2-3/4	69.9	2	3.307	84.0	1.40	0.64	9.8	248.9	75	5.2	*	130	N
7395-3000025	3	76.2	2	3.543	90.0	1.51	0.68	10.6	269.2	75	5.2	*	25	Y
7395-3000130	3	76.2	2	3.543	90.0	1.51	0.68	10.6	269.2	75	5.2	*	130	N
7395-3125025	3-1/8	79.4	2	3.701	94.0	1.57	0.71	11.8	299.7	75	5.2	*	25	N
7395-3125130	3-1/8	79.4	2	3.701	94.0	1.57	0.71	11.8	299.7	75	5.2	*	130	N
7395-3375025	3-3/8	85.7	2	3.937	100.0	1.74	0.79	12.9	327.7	75	5.2	*	25	N
7395-3375130	3-3/8	85.7	2	3.937	100.0	1.74	0.79	12.9	327.7	75	5.2	*	130	N
7395-3500025	3-1/2	88.9	2	4.094	104.0	1.92	0.87	13.6	345.4	75	5.2	*	25	N
7395-3500130	3-1/2	88.9	2	4.094	104.0	1.92	0.87	13.6	345.4	75	5.2	*	130	N
7395-3563025	3-9/16	90.5	2	4.134	105.0	1.96	0.89	13.8	350.5	75	5.2	*	25	N
7395-3563130	3-9/16	90.5	2	4.134	105.0	1.96	0.89	13.8	350.5	75	5.2	*	130	N
7395-4000025	4	101.6	2	4.567	116.0	2.20	1.00	15.7	398.8	75	5.2	*	25	Y
7395-4000130	4	101.6	2	4.567	116.0	2.20	1.00	15.7	398.8	75	5.2	*	130	N

* **Couplings:** Refer to CrimpSource at www.safehose.com for coupling recommendations and crimp specifications.

** **Stock:** "Y" indicates stocked item; "N" indicates non-stocked item. Stock status subject to change. Contact Parker Customer Service.



E-Z FORM™ MP Multipurpose Oil Resistant Hose

Series 7219

Series 7219 is an extremely flexible, lightweight, low pressure oil suction/return hose and vehicle fuel fill connector line—as well as a suction and discharge hose for refined fuels such as biodiesel (to B20 in dedicated and non-dedicated service), diesel, ethanol and gasoline. The lightweight Greek corrugated hose construction incorporates a wire helix that provides full suction capability, superior kink resistance, minimal force-to-bend and a path to conduct a static electrical charge to ground. The unique Greek corrugations are tightly pitched and precision-engineered, providing extreme flexibility and kink resistance compared to the traditional rounded corrugation profile. The cover is resistant to oil and weathering. Series 7219 is capable of being routed through confined spaces where formed hose might normally be required.

NOTES:

- Do not use in fuel dispensing or service applications requiring API, NFPA, UL, ULC or any other agency approval or listing.
- Refer to the table on pages 213-214 for fuel compatibility and service conditions.
- Do not drag across sharp edges or highly abrasive surfaces.
- For E-Z FORM™ coolant, vacuum and water hose, refer to Series 7395.

Tube:	Black nitrile
Reinforcement:	Multiple textile plies with wire helix
Cover:	Black chloroprene; Greek corrugated finish
Temp. Range:	-20°F to +200°F (-29°C to +93°C)
Brand Method:	Black text on red stripe
Brand Example:	PARKER SERIES 7219 E-Z FORM™ MP HOSE 75 PSI MAX WP
Design Factor:	4:1
Industry Standards:	None applicable
Applications:	<ul style="list-style-type: none"> • Biodiesel (to B20 in dedicated and non-dedicated service), diesel, ethanol, gasoline, oil • Oil suction/return lines; vehicle fuel fill connector lines; drain lines • Buses, cranes, mobile off-road equipment
Vacuum:	Full
Packaging:	Coils

(Continued on the following page)

⚠ WARNING! Couplings attached with bands or clamps may reduce the working pressure of the hose assembly to less than the maximum rated working pressure of the hose. Refer to the [NAHAD Industrial Hose Assembly Guidelines](#).

Series 7219 – E-Z FORM™ MP Multipurpose Oil Resistant Hose (Continued)

Part Number	ID (in)	ID (mm)	Reinf Plies	OD (in)	OD (mm)	Approx Wt (lbs/ft)	Approx Wt (kg/ft)	Min Bend Rad (in)	Min Bend Rad (mm)	Max Rec WP (psi)	Max Rec WP (bar)	Perm Cplg Rec *	Std Pack Qty (ft)	Stock Status **
7219-0500025	1/2	12.7	2	0.906	23.0	0.23	0.10	1.4	35.6	75	5.2	HY	25	Y
7219-0500130	1/2	12.7	2	0.906	23.0	0.23	0.10	1.4	35.6	75	5.2	HY	130	N
7219-0594025	19/32	15.1	2	0.984	25.0	0.25	0.11	1.8	45.7	75	5.2	HY	25	N
7219-0594130	19/32	15.1	2	0.984	25.0	0.25	0.11	1.8	45.7	75	5.2	HY	130	N
7219-0625025	5/8	15.9	2	1.024	26.0	0.27	0.12	1.8	45.7	75	5.2	HY	25	Y
7219-0625130	5/8	15.9	2	1.024	26.0	0.27	0.12	1.8	45.7	75	5.2	HY	130	N
7219-0688025	11/16	17.5	2	1.102	28.0	0.29	0.13	1.8	45.7	75	5.2	*	25	N
7219-0688130	11/16	17.5	2	1.102	28.0	0.29	0.13	1.8	45.7	75	5.2	*	130	N
7219-0750025	3/4	19.1	2	1.142	29.0	0.31	0.14	2.0	50.8	75	5.2	HY	25	Y
7219-0750130	3/4	19.1	2	1.142	29.0	0.31	0.14	2.0	50.8	75	5.2	HY	130	N
7219-0813025	13/16	20.6	2	1.181	30.0	0.32	0.15	2.0	50.8	75	5.2	*	25	N
7219-0813130	13/16	20.6	2	1.181	30.0	0.32	0.15	2.0	50.8	75	5.2	*	130	N
7219-1000025	1	25.4	2	1.378	35.0	0.38	0.17	2.0	50.8	75	5.2	HY	25	Y
7219-1000130	1	25.4	2	1.378	35.0	0.38	0.17	2.0	50.8	75	5.2	HY	130	N
7219-1125025	1-1/8	28.6	2	1.496	38.0	0.42	0.19	2.6	66.0	75	5.2	*	25	N
7219-1125130	1-1/8	28.6	2	1.496	38.0	0.42	0.19	2.6	66.0	75	5.2	*	130	N
7219-1188025	1-3/16	30.2	2	1.575	40.0	0.45	0.20	3.0	76.2	75	5.2	*	25	N
7219-1188130	1-3/16	30.2	2	1.575	40.0	0.45	0.20	3.0	76.2	75	5.2	*	130	N
7219-1250025	1-1/4	31.8	2	1.693	43.0	0.50	0.23	3.1	78.7	75	5.2	HY	25	Y
7219-1250130	1-1/4	31.8	2	1.693	43.0	0.50	0.23	3.1	78.7	75	5.2	HY	130	N
7219-1375025	1-3/8	34.9	2	1.811	46.0	0.54	0.24	3.7	93.9	75	5.2	*	25	N
7219-1375130	1-3/8	34.9	2	1.811	46.0	0.54	0.24	3.7	93.9	75	5.2	*	130	N
7219-1500025	1-1/2	38.1	2	1.929	49.0	0.58	0.26	3.9	99.1	75	5.2	43	25	Y
7219-1500130	1-1/2	38.1	2	1.929	49.0	0.58	0.26	3.9	99.1	75	5.2	43	130	N
7219-1563025	1-9/16	39.7	2	2.008	51.0	0.61	0.28	4.3	109.2	75	5.2	*	25	N
7219-1563130	1-9/16	39.7	2	2.008	51.0	0.61	0.28	4.3	109.2	75	5.2	*	130	N
7219-1625025	1-5/8	41.3	2	2.087	53.0	0.64	0.29	4.7	119.4	75	5.2	*	25	N
7219-1625130	1-5/8	41.3	2	2.087	53.0	0.64	0.29	4.7	119.4	75	5.2	*	130	N
7219-1750025	1-3/4	44.5	2	2.205	56.0	0.68	0.31	5.1	129.5	75	5.2	*	25	N
7219-1750130	1-3/4	44.5	2	2.205	56.0	0.68	0.31	5.1	129.5	75	5.2	*	130	N
7219-2000025	2	50.8	2	2.480	63.0	0.96	0.44	5.9	149.9	75	5.2	43	25	Y
7219-2000130	2	50.8	2	2.480	63.0	0.96	0.44	5.9	149.9	75	5.2	43	130	N
7219-2188025	2-3/16	55.6	2	2.638	67.0	1.03	0.47	7.1	180.3	75	5.2	*	25	N
7219-2188130	2-3/16	55.6	2	2.638	67.0	1.03	0.47	7.1	180.3	75	5.2	*	130	N
7219-2250025	2-1/4	57.2	2	2.756	70.0	1.08	0.49	7.9	200.7	75	5.2	*	25	Y
7219-2250130	2-1/4	57.2	2	2.756	70.0	1.08	0.49	7.9	200.7	75	5.2	*	130	N
7219-2375025	2-3/8	60.3	2	2.874	73.0	1.11	0.50	8.3	210.8	75	5.2	*	25	N
7219-2375130	2-3/8	60.3	2	2.874	73.0	1.11	0.50	8.3	210.8	75	5.2	*	130	N
7219-2500025	2-1/2	63.5	2	3.012	76.5	1.17	0.53	8.7	221.0	75	5.2	*	25	Y
7219-2500130	2-1/2	63.5	2	3.012	76.5	1.17	0.53	8.7	221.0	75	5.2	*	130	N

* **Couplings:** Refer to CrimpSource at www.safehose.com for coupling recommendations and crimp specifications.

** **Stock:** "Y" indicates stocked item; "N" indicates non-stocked item. Stock status subject to change. Contact Parker Customer Service.

(Continued on the following page)

Series 7219 – E-Z FORM™ MP Multipurpose Oil Resistant Hose (Continued)

Part Number	ID (in)	ID (mm)	Reinf Plies	OD (in)	OD (mm)	Approx Wt (lbs/ft)	Approx Wt (kg/ft)	Min Bend Rad (in)	Min Bend Rad (mm)	Max Rec WP (psi)	Max Rec WP (bar)	Perm Cplg Rec *	Std Pack Qty (ft)	Stock Status **
7219-2563025	2-9/16	65.1	2	3.071	78.0	1.19	0.54	9.0	228.6	75	5.2	*	25	N
7219-2563130	2-9/16	65.1	2	3.071	78.0	1.19	0.54	9.0	228.6	75	5.2	*	130	N
7219-2750025	2-3/4	69.9	2	3.307	84.0	1.40	0.64	9.8	248.9	75	5.2	*	25	N
7219-2750130	2-3/4	69.9	2	3.307	84.0	1.40	0.64	9.8	248.9	75	5.2	*	130	N
7219-3000025	3	76.2	2	3.543	90.0	1.51	0.68	10.6	269.2	75	5.2	*	25	Y
7219-3000130	3	76.2	2	3.543	90.0	1.51	0.68	10.6	269.2	75	5.2	*	130	N
7219-3125025	3-1/8	79.4	2	3.701	94.0	1.57	0.71	11.8	299.7	75	5.2	*	25	N
7219-3125130	3-1/8	79.4	2	3.701	94.0	1.57	0.71	11.8	299.7	75	5.2	*	130	N
7219-3375025	3-3/8	85.7	2	3.937	100.0	1.74	0.79	12.9	327.7	75	5.2	*	25	N
7219-3375130	3-3/8	85.7	2	3.937	100.0	1.74	0.79	12.9	327.7	75	5.2	*	130	N
7219-3500025	3-1/2	88.9	2	4.094	104.0	1.92	0.87	13.6	345.4	75	5.2	*	25	N
7219-3500130	3-1/2	88.9	2	4.094	104.0	1.92	0.87	13.6	345.4	75	5.2	*	130	N
7219-3563025	3-9/16	90.5	2	4.134	105.0	1.96	0.89	13.8	350.5	75	5.2	*	25	N
7219-3563130	3-9/16	90.5	2	4.134	105.0	1.96	0.89	13.8	350.5	75	5.2	*	130	N
7219-4000025	4	101.6	2	4.567	116.0	2.20	1.00	15.7	398.8	75	5.2	*	25	Y
7219-4000130	4	101.6	2	4.567	116.0	2.20	1.00	15.7	398.8	75	5.2	*	130	N

* **Couplings:** Refer to CrimpSource at www.safehose.com for coupling recommendations and crimp specifications.

** **Stock:** "Y" indicates stocked item; "N" indicates non-stocked item. Stock status subject to change. Contact Parker Customer Service.



SOFT-FLEX™ DEF Dispenser Hose

Series 7116M

Series 7116M is designed to dispense or transfer diesel exhaust fluid (DEF) into the on-board selective catalytic reduction (SCR) system of buses, heavy trucks and off-road vehicles used in agricultural, construction and material handling applications. The hose construction incorporates a specially formulated EPDM tube and multiple plies of textile reinforcement for flexibility and kink resistance. The EPDM cover is resistant to abrasion, mild chemicals and ozone.

NOTES:

- To avoid DEF contamination, use only hose designed for the application, and stainless steel couplings to fabricate hose assemblies.
- Do not use for oil or fuel service.

Tube:	Black EPDM, peroxide cured
Reinforcement:	Multiple textile plies
Cover:	Black EPDM; smooth finish
Temp. Range:	-40°F to +212°F (-40°C to +100°C)
Brand Method:	White ink
Brand Example:	PARKER SERIES 7116M DEF SOFT-FLEX™ (ID) MAX WP 150 PSI MADE IN USA (DATE CODE)
Design Factor:	4:1
Industry Standards:	None applicable
Applications:	<ul style="list-style-type: none"> • DEF fluids, urea • Dispensing for buses, trucks, mobile equipment • Agriculture, construction, transportation
Vacuum:	Not recommended
Compare to:	Flextral PE60; Veyance DEF Dispensing Hose
Packaging:	Reels, cartons

Bulk Hose

Part Number	ID (in)	ID (mm)	Reinf Plies	OD (in)	OD (mm)	Approx Wt (lbs/ft)	Approx Wt (kg/ft)	Min Bend Rad (in)	Min Bend Rad (mm)	Max Rec WP (psi)	Max Rec WP (bar)	Perm Cplg Rec *	Std Pack Qty (ft)	Stock Status **
7116M-500	1/2	12.7	4	0.893	22.7	0.24	0.11	5.0	127.0	150	10.3	*	550	N
7116M-750	3/4	19.1	4	1.156	29.4	0.34	0.15	6.0	152.4	150	10.3	HBL-C	400	Y
7116M-1000	1	25.4	4	1.429	36.3	0.46	0.21	8.0	203.2	150	10.3	*	300	N

* **Couplings:** Refer to CrimpSource at www.safehose.com for coupling recommendations and crimp specifications.

** **Stock:** "Y" indicates stocked item; "N" indicates non-stocked item. Stock status subject to change. Contact Parker Customer Service.

Hose Assemblies

Part Number	ID (in)	ID (mm)	Length (ft)	Length (mtrs)	Approx Wt (lbs/ea)	Approx Wt (kg/ea)	Max Rec WP (psi)	Max Rec WP (bar)	Coupling Combination	Std Pack Qty (ea)	Stock Status **
71163PRBK-144	3/4	19.1	12	3.66	4.37	1.98	150	10.3	SS Rigid BSPP w/Seal, Each End	1	Y
71163PRBK-180	3/4	19.1	15	4.57	5.58	2.53	150	10.3	SS Rigid BSPP w/Seal, Each End	1	Y
71163PRNK-144	3/4	19.1	12	3.66	4.37	1.98	150	10.3	SS Rigid Male NPT, Each End	1	Y
71163PRNK-180	3/4	19.1	15	4.57	5.58	2.53	150	10.3	SS Rigid Male NPT, Each End	1	Y

** **Stock:** "Y" indicates stocked item; "N" indicates non-stocked item. Stock status subject to change. Contact Parker Customer Service.

⚠ WARNING! Couplings attached with bands or clamps may reduce the working pressure of the hose assembly to less than the maximum rated working pressure of the hose. [Refer to the NAHAD Industrial Hose Assembly Guidelines.](#)



CARBOBLUE™ DEF Suction Hose

Series 7215

Series 7215 is designed for suction and transfer service of diesel exhaust fluid (DEF) between storage tanks and dispensers for the on-board selective catalytic reduction (SCR) system of buses, heavy trucks and off-road vehicles used in agricultural, construction and material handling applications. The hose construction incorporates a specially formulated EPDM tube, a helix wire that provides full suction capability and kink resistance, and an EPDM cover that is resistant to abrasion, mild chemicals and ozone.

NOTES:

- To avoid DEF contamination, use only hose designed for the application, and stainless steel couplings to fabricate hose assemblies.
- Do not use for oil or fuel service.

Tube:	Black EPDM, peroxide cured
Reinforcement:	Multiple textile plies with wire helix
Cover:	Black EPDM; wrapped finish
Temp. Range:	-40°F to +212°F (-40°C to +100°C)
Brand Method:	White text on black stripe
Brand Example:	RUBBER HOSE CARBOBLUE SM 10 BAR MADE IN ITALY PARKER ITR
Design Factor:	3:1
Industry Standards:	None applicable
Applications:	<ul style="list-style-type: none"> • DEF fluids, urea • Suction and transfer, tank to pump • Agriculture, construction, transportation
Vacuum:	Full
Packaging:	Coils, cartons

Bulk Hose

Part Number	ID (in)	ID (mm)	Reinf Plies	OD (in)	OD (mm)	Approx Wt (lbs/ft)	Approx Wt (kg/ft)	Min Bend Rad (in)	Min Bend Rad (mm)	Max Rec WP (psi)	Max Rec WP (bar)	Perm Cplg Rec *	Std Pack Qty (ft)	Stock Status **
7215-750	3/4	19.1	2	1.060	27.0	0.25	0.11	4.5	115.0	150	10.3	HBL-C	131	N

* **Couplings:** Refer to CrimpSource at www.safehose.com for coupling recommendations and crimp specifications.

** **Stock:** "Y" indicates stocked item; "N" indicates non-stocked item. Stock status subject to change. Contact Parker Customer Service.

Hose Assemblies

Part Number	ID (in)	ID (mm)	Length (ft)	Length (mtrs)	Approx Wt (lbs/ea)	Approx Wt (kg/ea)	Max Rec WP (psi)	Max Rec WP (bar)	Coupling Combination	Std Pack Qty (ea)	Stock Status **
72153PRBK-48	3/4	19.1	4	1.22	2.25	1.03	150	10.3	SS Rigid BSPP w/Seal, Each End	1	N
72153PRNK-48	3/4	19.1	4	1.22	2.25	1.03	150	10.3	SS Rigid Male NPT, Each End	1	N

** **Stock:** "Y" indicates stocked item; "N" indicates non-stocked item. Stock status subject to change. Contact Parker Customer Service.

⚠ WARNING! Couplings attached with bands or clamps may reduce the working pressure of the hose assembly to less than the maximum rated working pressure of the hose. Refer to the [NAHAD Industrial Hose Assembly Guidelines](#).



SUPER-FLEX® FL-7

Barrier Fuel Line Hose

CARB/SORE; EPA; SAE J30R7/30R14T2

Series 389

Series 389 is a fuel line/vapor emission hose for refined fuels such as biodiesel (to B20 in dedicated and non-dedicated service), diesel, ethanol and gasoline. The hose incorporates a THV barrier to resist permeation, multiple aramid plies of reinforcement for coupling retention, durability and kink resistance, and the cover is resistant to abrasion, oil and weathering. The hose is flexible for easy routing in and around small engines and small engine compartments. Series 389 surpasses all of the California Air Resource Board (CARB)/Small Off-Road Engine (SORE) and Environmental Protection Agency (EPA) stringent permeation requirements of 15g/m²/day. It also meets or exceeds SAE J30R7 and SAE J30R14T2 specifications, and is compatible with Parker SAE J2044 and J2045 Push-to-Connect fittings.

NOTES:

- Refer to the table on pages 213-214 for fuel compatibility and service conditions.
- Do not use in marine fuel applications. Refer to Series 7165 on page 308.

Tube: Black nitrile and translucent THV barrier
Reinforcement: Multiple aramid plies
Cover: Black CPE, smooth finish
Temp. Range: -40°F to + 257 °F (-40°C to +125°C)
Brand Method: White ink
Brand Example: PARKER SERIES 389 SUPER-FLEX® FL-7 (ID) SAE J30R7/R14T2 FUEL LINE (x)PKHPLINE389 EPA COMPLIANT 15 g/m²/day CARB Q-08-013 MAX WP 50 PSI USA (DATE CODE)

NOTE: (x) changes every year

Design Factor: 5:1
Industry Standards: CARB 2006 SORE, EPA, SAE J30R7, SAE J30R14T2,
Applications:

- Low pressure fuel lines on blowers, grinders, mowers, off-road engines, pressure washers, saws
- Biodiesel (to B20 in dedicated and non-dedicated service), diesel, ethanol, gasoline
- Agricultural equipment, autos, buses, construction equipment, off-road equipment

Vacuum: 24" Hg (3/16" through 3/8" ID); 10" Hg (1/2" through 3/4" ID)
Compare to: Avon Greenbar 700, Gates 4219B
Packaging: Reels

Part Number	ID (in)	ID (mm)	Reinf Plies	OD (in)	OD (mm)	Approx Wt (lbs/ft)	Approx Wt (kg/ft)	Min Bend Rad (in)	Min Bend Rad (mm)	Max Rec WP (psi)	Max Rec WP (bar)	Perm Cplg Rec *	Std Pack Qty (ft)	Stock Status **
38903	3/16	4.8	2	0.406	10.3	0.06	0.03	1.3	33.0	50	3.4	55	250	Y
38904	1/4	6.4	2	0.500	12.7	0.09	0.04	1.5	38.1	50	3.4	HY	250	Y
38905	5/16	7.9	2	0.562	14.3	0.11	0.05	2.0	50.8	50	3.4	HY	250	Y
38906	3/8	9.8	2	0.625	15.8	0.12	0.05	2.5	63.5	50	3.4	HY	250	Y
38908	1/2	12.7	2	0.781	19.8	0.18	0.08	4.0	101.6	50	3.4	HY	250	Y
38910	5/8	15.9	2	0.938	23.9	0.24	0.11	5.0	127.0	35	2.4	*	250	N
38912	3/4	19.1	2	1.125	28.6	0.35	0.16	6.0	152.4	35	2.4	*	250	N

* **Couplings:** Refer to CrimpSource at www.safehose.com for coupling recommendations and crimp specifications.

** **Stock:** "Y" indicates stocked item; "N" indicates non-stocked item. Stock status subject to change. Contact Parker Customer Service.

⚠ WARNING! Couplings attached with bands or clamps may reduce the working pressure of the hose assembly to less than the maximum rated working pressure of the hose. Refer to the NAHAD Industrial Hose Assembly Guidelines.



SUPER-FLEX® FL

Barrier Fuel Line Hose

CARB/SORE; EPA; SAE J30R7/J30R14T2 Performance

Series 397

Series 397 is a fuel line/vapor emission hose for refined fuels such as biodiesel (to B100 in dedicated and non-dedicated service), diesel, ethanol and gasoline. The hose incorporates a thermoplastic barrier to resist permeation and the cover is resistant to abrasion, oil and weathering. The hose is flexible for easy routing in and around small engines and small engine compartments. Series 397 surpasses all of the California Air Resource Board (CARB)/Small Off-Road Engine (SORE) and Environmental Protection Agency (EPA) stringent permeation requirements of 15g/m²/day, and provides SAE J30R7/30R14T2 performance.

NOTES:

- Refer to the table on pages 213-214 for fuel compatibility and service conditions.
- Do not use in marine fuel applications. Refer to Series 7165 on page 308.

Tube: Black nitrile and translucent thermoplastic barrier
Reinforcement: One textile braid or multiple textile plies
Cover: Black CPE, smooth finish
Temp. Range: -30°F to +257°F (-34°C to +125°C)
Brand Method: White ink
Brand Example: PARKER SERIES 397 (P/N) SUPER-FLEX® FL (ID) LOW PERMEATION FUEL LINE CARB (x)PKHPLINE397 EPA COMPLIANT EPA COMPLIANT 15 g/m²/day C-U-06-010 MAX WP 100 PSI USA (DATE CODE)
NOTE: (x) changes every year

Design Factor: 5:1

Industry Standards: CARB 2006 SORE, EPA, SAE J30R7/J30R14T2 (Performance)

Applications:

- Low pressure fuel lines on blowers, grinders, mowers, off-road engines, pressure washers, saws
- Biodiesel (to B100 in dedicated and non-dedicated service), diesel, ethanol, gasoline
- Agricultural equipment, autos, buses, construction equipment, off-road equipment

Vacuum: 24" Hg (3/16" through 3/8" ID); 10" Hg (1/2" through 3/4" ID)

Compare to: Avon Greenbar, Mark IV PermaSeal

Packaging: Reels

Part Number	ID (in)	ID (mm)	Reinf Plies	OD (in)	OD (mm)	Approx Wt (lbs/ft)	Approx Wt (kg/ft)	Min Bend Rad (in)	Min Bend Rad (mm)	Max Rec WP (psi)	Max Rec WP (bar)	Perm Cplg Rec *	Std Pack Qty (ft)	Stock Status **
39703	3/16	4.7	1	0.438	11.1	0.06	0.03	1.3	33.0	100	6.9	55	250	Y
39704	1/4	6.4	1	0.500	12.7	0.09	0.04	1.5	38.1	100	6.9	HY	250	Y
39705	5/16	7.9	1	0.562	14.2	0.11	0.05	2.0	50.8	100	6.9	HY	250	Y
39706	3/8	9.5	1	0.625	15.9	0.12	0.05	2.5	63.5	100	6.9	HY	250	Y
39708	1/2	12.7	1	0.828	17.7	0.18	0.08	4.0	101.6	100	6.9	HY	250	Y
39710	5/8	15.9	2	0.938	23.9	0.23	0.10	5.0	127.0	35	2.4	*	250	N
39712	3/4	19.1	2	1.125	28.6	0.33	0.15	6.0	152.4	35	2.4	*	250	N

* **Couplings:** Refer to CrimpSource at www.safehose.com for coupling recommendations and crimp specifications.

** **Stock:** "Y" indicates stocked item; "N" indicates non-stocked item. Stock status subject to change. Contact Parker Customer Service.

⚠ WARNING! Couplings attached with bands or clamps may reduce the working pressure of the hose assembly to less than the maximum rated working pressure of the hose. Refer to the NAHAD Industrial Hose Assembly Guidelines.



Fuel Line/Vapor Emission Hose

SAE J30R7

Series 395

Series 395 is a fuel line/vapor emission hose for refined fuels such as biodiesel (to B20 in dedicated and non-dedicated service), diesel, ethanol and gasoline. The hose is flexible for easy routing in and around small engines and small engine compartments, and the cover is resistant to abrasion, oil and weathering.

NOTES: • Refer to the table on pages 213-214 for fuel compatibility and service conditions.
• Do not use in marine fuel applications. Refer to Series 7165 on page 308.

Tube:	Black nitrile
Reinforcement:	Multiple textile plies
Cover:	Black chloroprene; smooth finish
Temp. Range:	-40°F to +257 °F (-40°C to +125°C)
Brand Method:	White ink
Brand Example:	(ID) FUEL/VAPOR LINE SAE J30R7 (DATE CODE)
Design Factor:	5:1
Industry Standards:	SAE J30R7
Applications:	<ul style="list-style-type: none"> • Low pressure fuel lines, vapor emission service • Biodiesel (to B20 in dedicated and non-dedicated service), diesel, ethanol, gasoline • Agricultural equipment, autos, buses, construction equipment, off-road equipment
Vacuum:	24" Hg (3/16" ID through 3/8" ID); 10" Hg (1/2" ID)
Compare to:	Thermoid Fueling, Vapor Emission and Crankcase Ventilation SAE 30R7
Packaging:	Coils

Part Number	ID (in)	ID (mm)	Reinf Plies	OD (in)	OD (mm)	Approx Wt (lbs/ft)	Approx Wt (kg/ft)	Min Bend Rad (in)	Min Bend Rad (mm)	Max Rec WP (psi)	Max Rec WP (bar)	Perm Cplg Rec *	Std Pack Qty (ft)	Stock Status **
39553	3/16	4.8	2	0.406	10.3	0.07	0.03	2.0	50.8	75	5.2	*	250	Y
39550	1/4	6.4	2	0.500	12.7	0.10	0.05	2.0	50.8	50	3.4	*	250	Y
39551	5/16	7.9	2	0.563	14.3	0.11	0.05	3.0	76.2	50	3.4	*	250	Y
39552	3/8	9.5	2	0.625	15.9	0.14	0.06	3.5	88.9	50	3.4	*	250	Y
39554	1/2	12.7	2	0.781	19.8	0.17	0.08	4.0	101.6	35	2.4	*	250	N

* **Couplings:** Refer to CrimpSource at www.safehose.com for coupling recommendations and crimp specifications.

** **Stock:** "Y" indicates stocked item; "N" indicates non-stocked item. Stock status subject to change. Contact Parker Customer Service.

⚠ WARNING! Couplings attached with bands or clamps may reduce the working pressure of the hose assembly to less than the maximum rated working pressure of the hose. Refer to the NAHAD Industrial Hose Assembly Guidelines.



LP Gas Hose

Stainless Steel Reinforced – Textile Cover

UL21

Series 7243

Series 7243 is a textile-covered, small diameter, extremely durable liquefied petroleum gas (LPG)/propane transfer hose in applications such as fuel line hose on forklifts and utility equipment. The hose meets all Underwriter Laboratories (UL21) requirements. The hose construction incorporates high tensile stainless steel braided reinforcement for superior strength, durability and kink resistance. The textile cover is resistant to abrasion, mild chemicals, and ozone. Series 7243 is qualified with Parker crimp couplings and is compatible with Parker Series 20 field reattachable fittings.

NOTE: Refer to the [Safety and Technical](#) section of this catalog for safety, handling and use information.

Series 7243 and Natural Gas: The molecules of natural gas are small, enhancing their ability to permeate through standard rubber hose constructions. The permeation process is more rapid as the working pressure increases, and natural gas accumulates with potentially dangerous consequences. Series 7243 may be used for natural gas service, but ONLY under ALL of the following conditions:

- The application must be in a well-ventilated environment: Outdoors, or indoors with significant continuous air movement.
- Series 7243 is not to replace fixed/rigid pipe where that material is more appropriate due to reduced permeation and overall strength and durability. Use rigid pipe, non-permeable tubing or hose with barrier constructions to convey natural gas whenever possible.

Series 7243 and Compressed Natural Gas (CNG): Series 7243 is not to be used for any CNG application, including fuel dispensing, on-board vehicle fuel lines, or fuel transfer.

Tube:	Black nitrile
Reinforcement:	One stainless steel braid
Cover:	Black chloroprene-impregnated textile braid
Temp. Range:	-40°F to +180°F (-40°C to +82°C) (The hose construction is capable of this rating, but LP Gas should NEVER be conveyed over 140°F/60°C)
Brand Method:	White ink with dashed spiral stripe
Brand Example:	Side one: PARKER SERIES 7243 SS CAUTION LP GAS HOSE MH6737 UR® ISSUE NO. XXXX 350 PSI MAX WP (DATE CODE) Side Two: CAUTION FOR LP GAS USE ONLY 1750 PSI MIN BURST
Design Factor:	5:1
Industry Standards:	UL21
Applications:	<ul style="list-style-type: none"> • LP gas/propane • Fork lifts
Vacuum:	Not recommended
Compare to:	Gates Stainless Steel LPG
Packaging:	Reels

⚠ WARNING! Use only with couplings qualified by Parker. Do not use with male swivel couplings or other couplings containing o-rings, which may dry out, crack and fail over time.

Part Number	ID (in)	ID (mm)	Reinf Braids	OD (in)	OD (mm)	Approx Wt (lbs/ft)	Approx Wt (kg/ft)	Min Bend Rad (in)	Min Bend Rad (mm)	Max Rec WP (psi)	Max Rec WP (bar)	Perm Cplg Rec *	Std Pack Qty (ft)	Stock Status **
7243-251	1/4	6.4	1	0.581	14.8	0.13	0.06	1.7	43.2	350	24.1	HY	500	N
7243-311	5/16	7.9	1	0.675	17.1	0.18	0.08	2.0	50.8	350	24.1	HY	500	Y
7243-401	13/32	10.3	1	0.766	19.5	0.21	0.10	2.3	58.4	350	24.1	*	500	N
7243-501	1/2	12.7	1	0.922	23.4	0.29	0.13	2.8	71.1	350	24.1	*	500	N

* **Couplings:** Refer to CrimpSource at www.safehose.com for coupling recommendations and crimp specifications.
Reattachable Couplings: Parker Series 20.

** **Stock:** "Y" indicates stocked item; "N" indicates non-stocked item. Stock status subject to change. Contact Parker Customer Service.





Heater Hose

SAE 20R3EC Class D-2

Series 7181

Series 7181 is a flexible, lightweight, high temperature coolant/heater hose for SAE service. The hose construction incorporates premium grade EPDM materials that provide electrochemical resistance to inhibit striations and rusting of hose-to-metal interfaces, and high temperature performance. The hose is resistant to abrasion, mild chemicals and weathering.

Tube: Black EPDM
Reinforcement: Multiple textile plies
Cover: Black EPDM; smooth finish
Temp. Range: -40°F to +257°F (-40°C to +125°C)
Brand Method: White ink
Brand Example: PARKER SERIES 7181 HEATER HOSE SAE 20R3EC D-2 (ID)
 XX PSI MAX WP ELECTROCHEMICALLY RESISTANT
 MADE IN USA (DATE CODE)

Design Factor: 4:1
Industry Standards: SAE 20R3EC Class D2
Applications:

- Coolant, hot water, mild chemicals
- Industrial and vehicle coolant systems; low pressure drain lines
- Agriculture, construction, general industrial, transportation

Vacuum: Not recommended
Compare to: Gates Green Stripe, Veyance OEM
Packaging: Reels, cartons

Part Number	ID (in)	ID (mm)	Reinf Plies	OD (in)	OD (mm)	Approx Wt (lbs/ft)	Approx Wt (kg/ft)	Min Bend Rad (in)	Min Bend Rad (mm)	Max Rec WP (psi)	Max Rec WP (bar)	Perm Cplg Rec *	Std Pack Qty (ft)	Stock Status **
7181-251	1/4	6.4	2	0.526	13.4	0.10	0.05	2.5	63.5	65	4.5	*	700	Y
7181-381	3/8	9.5	2	0.690	17.5	0.16	0.07	5.0	127.0	65	4.5	*	600	Y
7181-501	1/2	12.7	2	0.815	20.7	0.19	0.09	6.0	152.4	65	4.5	*	500	Y
7181-631	5/8	15.9	2	0.940	23.9	0.23	0.10	8.0	203.2	65	4.5	HY	500	Y
7181-631050	5/8	15.9	2	0.940	23.9	0.23	0.10	8.0	203.2	65	4.5	HY	5 x 50	Y
7181-751	3/4	19.1	2	1.065	27.1	0.27	0.12	9.0	228.6	50	3.4	*	500	Y
7181-1001	1	25.4	2	1.339	34.0	0.37	0.17	12.0	304.8	45	3.1	*	300	Y

* **Couplings:** Refer to CrimpSource at www.safehose.com for coupling recommendations and crimp specifications.

** **Stock:** "Y" indicates stocked item; "N" indicates non-stocked item. Stock status subject to change. Contact Parker Customer Service.

⚠ WARNING! Couplings attached with bands or clamps may reduce the working pressure of the hose assembly to less than the maximum rated working pressure of the hose. [Refer to the NAHAD Industrial Hose Assembly Guidelines.](#)



Heater Hose

Series 7186

Series 7186 is a flexible, lightweight coolant/heater/water hose for standard duty service. The EPDM construction is resistant to abrasion, mild chemicals and weathering.

Tube:	Black EPDM
Reinforcement:	Multiple textile plies
Cover:	Black EPDM; smooth finish
Temp. Range:	-40°F to +212°F (-40°C to +100°C)
Brand Method:	White ink
Brand Example:	PARKER SERIES 7186 HEATER HOSE (ID) MADE IN USA
Design Factor:	4:1
Industry Standards:	None applicable
Applications:	<ul style="list-style-type: none"> • Coolant, hot water, mild chemicals • Industrial and vehicle coolant systems; low pressure drain line • Agriculture, construction, general industrial, transportation
Vacuum:	Not recommended
Compare to:	Thermoid Black Standard Heater
Packaging:	Reels, cartons

Part Number	ID (in)	ID (mm)	Reinf Plies	OD (in)	OD (mm)	Approx Wt (lbs/ft)	Approx Wt (kg/ft)	Min Bend Rad (in)	Min Bend Rad (mm)	Max Rec WP (psi)	Max Rec WP (bar)	Perm Cplg Rec *	Std Pack Qty (ft)	Stock Status **
7186-501	1/2	12.7	2	0.781	19.8	0.17	0.08	6.0	152.4	125	8.6	*	500	Y
7186-501050	1/2	12.7	2	0.781	19.8	0.17	0.08	6.0	152.4	125	8.6	*	5 x 50	N
7186-631	5/8	15.9	2	0.906	23.0	0.20	0.09	8.0	203.2	90	6.2	*	500	Y
7186-631050	5/8	15.9	2	0.906	23.0	0.20	0.09	8.0	203.2	90	6.2	*	5 x 50	Y
7186-751	3/4	19.1	2	1.032	26.2	0.24	0.11	9.0	228.6	70	4.8	*	500	Y
7186-751050	3/4	19.1	2	1.032	26.2	0.24	0.11	9.0	228.6	70	4.8	*	5 x 50	N

* **Couplings:** Refer to CrimpSource at www.safehose.com for coupling recommendations and crimp specifications.

** **Stock:** "Y" indicates stocked item; "N" indicates non-stocked item. Stock status subject to change. Contact Parker Customer Service.

⚠ WARNING! Couplings attached with bands or clamps may reduce the working pressure of the hose assembly to less than the maximum rated working pressure of the hose. [Refer to the NAHAD Industrial Hose Assembly Guidelines.](#)



Signal Call Tubing

Series 39521

Series 39521 is flexible, lightweight tubing for bell-ringer air service in fueling stations. The durable EPDM construction is resistant to abrasion, mild chemicals, puncturing from snow tire studs and weathering.

Tube:	Black EPDM
Reinforcement:	None
Cover:	None
Temp. Range:	-40°F to +180°F (-40°C to +82°C)
Brand Method:	Not branded
Design Factor:	4:1
Industry Standards:	None applicable
Applications:	<ul style="list-style-type: none"> • Air, mild chemicals, water • Auto repair centers, garages, highway departments
Vacuum:	Not recommended
Compare to:	Gates Signal Call Hose; Thermoid Driveway Signal Call Tubing
Packaging:	Reels

Part Number	ID (in)	ID (mm)	Wall Thickness (in)	Wall Thickness (mm)	Approx Wt (lbs/ft)	Approx Wt (kg/ft)	Max Rec WP (psi)	Max Rec WP (bar)	Std Pack Qty (ft)	Stock Status **
39521	3/8	9.5	1/8	3.05	0.13	0.06	25	1.7	500	Y

** Stock: "Y" indicates stocked item; "N" indicates non-stocked item. Stock status subject to change. Contact Parker Customer Service.



Oxygen Charging Hose

Series 7293

Series 7293 is designed for high pressure oxygen lancing and scarfing applications in foundries and steel mills. The hose construction incorporates flame and oil resistant tube and cover compounds. The green cover is resistant to abrasion and weathering, and color-coded for easy and quick identification for oxygen service. The tube is cleaned and the ends are capped at the factory to prevent contamination. Series 7293 is available in 200-foot continuous lengths.

Tube:	Black chloroprene
Reinforcement:	Multiple textile plies
Cover:	Green chloroprene; wrapped finish
Temp. Range:	-22°F to +176°F (-30°C to +80°C)
Brand Method:	Embossed
Brand Example:	PARKER SERIES 7293 OXYGEN CHARGING 500 PSI MAX WP MADE IN USA
Design Factor:	4:1
Industry Standards:	None applicable
Applications:	<ul style="list-style-type: none"> • High pressure oxygen • Lancing, scarfing • Foundries, steel mills
Vacuum:	Not recommended
Packaging:	Coils

Part Number	ID (in)	ID (mm)	Reinf Plies	OD (in)	OD (mm)	Approx Wt (lbs/ft)	Approx Wt (kg/ft)	Min Bend Rad (in)	Min Bend Rad (mm)	Max Rec WP (psi)	Max Rec WP (bar)	Perm Cplg Rec *	Std Pack Qty (ft)	Stock Status **
7293-0500	1/2	12.7	4	0.992	25.2	0.38	0.17	3.5	88.9	500	34.5	*	100	Y
7293-0750	3/4	19.1	4	1.276	32.4	0.54	0.24	3.5	88.9	500	34.5	*	100	Y
7293-1000	1	25.4	4	1.528	38.8	0.68	0.31	4.5	114.3	500	34.5	7661	100	Y
7293-1250	1-1/4	31.8	4	1.930	49.0	1.08	0.49	5.0	127.0	500	34.5	*	100	Y
7293-1500	1-1/2	38.1	4	2.174	55.2	1.24	0.56	7.0	177.8	500	34.5	*	100	Y
7293-2000	2	50.8	4	2.764	70.2	1.69	0.77	14.0	355.6	500	34.5	7661	100	N

* **Couplings:** Refer to CrimpSource at www.safehose.com for coupling recommendations and crimp specifications.

** **Stock:** "Y" indicates stocked item; "N" indicates non-stocked item. Stock status subject to change. Contact Parker Customer Service.

⚠ WARNING! Couplings attached with bands or clamps may reduce the working pressure of the hose assembly to less than the maximum rated working pressure of the hose. [Refer to the NAHAD Industrial Hose Assembly Guidelines.](#)



Softwall Furnace Door Coolant Hose

Nonconductive

Series 7385

Series 7385 is an industrial cooling/water hose for furnaces in foundries, glassworks, steel mills and other worksites that require a hose to withstand extreme external temperatures. The durable, heat resistant aramid cover withstands steel splashes and external heat radiation to 572°F (300°C). The hose construction is electrically nonconductive with a minimum resistance of one megaohm per inch at 1000 volts DC. Series 7385 is available in 200-foot continuous lengths.

NOTE: The user must determine if the hose is suitable for applications subject to electrical hazard. Contact Parker for additional information.

Tube:	Black SBR
Reinforcement:	Multiple textile plies
Cover:	Off-white aramid fabric; wrapped finish
Temp. Range:	Internal: -20°F to +212°F (-29°C to +100°C) External: to +572°F (+300°C)
Brand Method:	Not branded
Design Factor:	4:1
Industry Standards:	None applicable
Applications:	<ul style="list-style-type: none"> • Hot water • Furnaces and industrial cooling systems • Foundries, glassworks, steel mills
Vacuum:	Not recommended
Compare to:	Kuriyama Furnace Door Coolant; Veyance Plicord Furnace Door
Packaging:	Coils

Part Number	ID (in)	ID (mm)	Reinf Plies	OD (in)	OD (mm)	Approx Wt (lbs/ft)	Approx Wt (kg/ft)	Min Bend Rad (in)	Min Bend Rad (mm)	Max Rec WP (psi)	Max Rec WP (bar)	Perm Cplg Rec *	Std Pack Qty (ft)	Stock Status **
7385-0500	1/2	12.7	2	0.969	24.6	0.33	0.15	5.0	127.0	150	10.3	*	100	Y
7385-0750	3/4	19.1	2	1.260	32.0	0.49	0.22	6.0	152.4	150	10.3	*	100	Y
7385-1000	1	25.4	2	1.442	36.6	0.51	0.23	8.0	203.2	150	10.3	*	100	Y
7385-1250	1-1/4	31.8	2	1.718	43.6	0.66	0.30	9.0	228.6	150	10.3	*	100	Y
7385-1500	1-1/2	38.1	2	2.135	54.2	1.11	0.50	12.0	304.8	150	10.3	*	100	Y
7385-2000	2	50.8	4	2.679	68.1	1.38	0.63	24.0	609.6	150	10.3	*	100	Y

* **Couplings:** Refer to CrimpSource at www.safehose.com for coupling recommendations and crimp specifications.

** **Stock:** "Y" indicates stocked item; "N" indicates non-stocked item. Stock status subject to change. Contact Parker Customer Service.

⚠ WARNING! Couplings attached with bands or clamps may reduce the working pressure of the hose assembly to less than the maximum rated working pressure of the hose. [Refer to the NAHAD Industrial Hose Assembly Guidelines.](#)



Hardwall Furnace Door Coolant Hose

Series 7386

Series 7386 is an industrial cooling/water suction hose for furnaces in foundries, glassworks, steel mills and other worksites that require a hose to withstand extreme external temperatures. The hose construction incorporates a wire helix that provides full suction capability, kink resistance, and a durable, heat resistant aramid cover that withstands steel splashes and external heat radiation to 572°F (300°C). Series 7386 is available in 200-foot continuous lengths.

Tube:	Black SBR
Reinforcement:	Multiple textile plies with wire helix
Cover:	Off-white aramid fabric; wrapped finish
Temp. Range:	Internal: -20°F to +212°F (-29°C to +100°C) External: to +572°F (+300°C)
Brand Method:	Not branded
Design Factor:	4:1
Industry Standards:	None applicable
Applications:	<ul style="list-style-type: none"> • Hot water • Furnaces and industrial cooling systems • Foundries, glassworks, steel mills
Vacuum:	Full
Compare to:	Thermoid Furnace Door
Packaging:	Coils

Part Number	ID (in)	ID (mm)	Reinf Plies	OD (in)	OD (mm)	Approx Wt (lbs/ft)	Approx Wt (kg/ft)	Min Bend Rad (in)	Min Bend Rad (mm)	Max Rec WP (psi)	Max Rec WP (bar)	Perm Cplg Rec *	Std Pack Qty (ft)	Stock Status **
7386-0500	1/2	12.7	2	0.870	22.1	0.25	0.11	3.0	76.2	150	10.3	*	100	N
7386-0750	3/4	19.1	2	1.143	29.0	0.38	0.17	4.0	101.6	150	10.3	*	100	N
7386-1000	1	25.4	2	1.460	37.1	0.54	0.24	5.0	127.0	150	10.3	*	100	N
7386-1250	1-1/4	31.8	2	1.713	43.5	0.65	0.29	6.0	152.4	150	10.3	*	100	N
7386-1500	1-1/2	38.1	2	1.938	49.2	0.83	0.38	7.0	177.8	150	10.3	*	100	N
7386-2000	2	50.8	2	2.520	64.0	1.17	0.53	8.0	203.2	150	10.3	*	100	N

* **Couplings:** Refer to CrimpSource at www.safehose.com for coupling recommendations and crimp specifications.

** **Stock:** "Y" indicates stocked item; "N" indicates non-stocked item. Stock status subject to change. Contact Parker Customer Service.

WARNING! Couplings attached with bands or clamps may reduce the working pressure of the hose assembly to less than the maximum rated working pressure of the hose. [Refer to the NAHAD Industrial Hose Assembly Guidelines.](#)



Reinforced Conduit Hose

MSHA

Series 7337

Series 7337 is a durable cable cover for underground mining equipment. The rugged, abrasion resistant construction is ideal for extreme service conditions and meets MSHA requirements for flame resistance and wall thickness. Series 7337 is available in 200-foot continuous lengths.

Tube:	Black synthetic rubber
Reinforcement:	Multiple textile plies
Cover:	Black synthetic rubber; wrapped finish
Temp. Range:	-30°F to +180°F (-34°C to +82°C)
Brand Method:	Embossed
Brand Example:	PARKER SERIES 7337 PREMIUM CONDUIT HOSE FLAME RESISTANT MINE CONDUIT USMSHA (#) MADE IN USA
Industry Standards:	MSHA
Applications:	<ul style="list-style-type: none"> • Conduit • Underground mining equipment
Vacuum:	Not recommended
Packaging:	Coils

Part Number	ID (in)	ID (mm)	Reinf Plies	OD (in)	OD (mm)	Approx Wt (lbs/ft)	Approx Wt (kg/ft)	Std Pack Qty (ft)	Stock Status **
7337-1382	1-3/8	34.9	2	1.811	46.0	0.68	0.31	50	Y
7337-1502	1-1/2	38.1	2	1.929	49.0	0.72	0.33	50	Y
7337-1752	1-3/4	44.5	2	2.183	55.4	0.83	0.38	50	Y
7337-1882	1-7/8	47.6	2	2.308	58.6	0.88	0.40	50	Y
7337-2002	2	50.8	2	2.435	61.8	0.94	0.43	50	Y
7337-2252	2-1/4	57.2	2	2.687	68.2	1.05	0.48	50	Y
7337-2382	2-3/8	60.3	2	2.809	71.3	1.10	0.50	50	N
7337-2502	2-1/2	63.5	2	2.933	74.5	1.15	0.52	50	Y
7337-3002	3	76.2	2	3.435	87.2	1.37	0.62	50	Y
7337-3502	3-1/2	90.0	2	3.976	101.0	1.59	0.72	50	N
7337-4002	4	102.0	2	4.449	113.0	1.79	0.81	50	Y

** **Stock:** "Y" indicates stocked item; "N" indicates non-stocked item. Stock status subject to change. Contact Parker Customer Service.

Note: For 100-foot and 200-foot lengths, add "100" or "200" to part numbers above (ex: 7337-1502100, 7337-1502200).



Reinforced Conduit Hose

MSHA

Series 7337M

Series 7337M is a durable, smooth finish cable cover for underground mining equipment. The rugged, abrasion resistant construction is ideal for extreme service conditions and meets MSHA requirements for flame resistance and wall thickness.

Tube:	Black synthetic rubber
Reinforcement:	Multiple textile plies
Cover:	Black synthetic rubber; smooth finish
Temp. Range:	-30°F to +180°F (-34°C to +82°C)
Brand Method:	Impression (2-sided)
Brand Example:	Side 1: PARKER 7337M PREMIUM MINE CONDUIT HOSE FLAME RESISTANT USMSHA (#) MADE IN USA Side 2: (ID) USMSHA (#) (DATE CODE)
Industry Standards:	MSHA
Applications:	<ul style="list-style-type: none"> • Conduit • Underground mining equipment
Vacuum:	Not recommended
Packaging:	Cartons, reels

Part Number	ID (in)	ID (mm)	Reinf Plies	OD (in)	OD (mm)	Approx Wt (lbs/ft)	Approx Wt (kg/ft)	Std Pack Qty (ft)	Stock Status **
7337M-502	1/2	12.7	2	0.968	24.6	0.31	0.14	450	N
7337M-502050	1/2	12.7	2	0.968	24.6	0.31	0.14	50	Y
7337M-632	5/8	15.9	2	1.093	27.8	0.37	0.17	400	N
7337M-632050	5/8	15.9	2	1.093	27.8	0.37	0.17	50	Y
7337M-752	3/4	19.1	2	1.211	30.8	0.41	0.19	350	N
7337M-752050	3/4	19.1	2	1.211	30.8	0.41	0.19	50	Y
7337M-1002	1	25.4	2	1.468	37.2	0.52	0.24	250	N
7337M-1002050	1	25.4	2	1.468	37.2	0.52	0.24	50	Y
7337M-1132	1-1/8	28.6	2	1.593	40.5	0.57	0.26	250	N
7337M-1132050	1-1/8	28.6	2	1.593	40.5	0.57	0.26	50	Y
7337M-1252	1-1/4	31.8	2	1.718	43.6	0.63	0.29	250	N
7337M-1252050	1-1/4	31.8	2	1.718	43.6	0.63	0.29	50	Y

** **Stock:** "Y" indicates stocked item; "N" indicates non-stocked item. Stock status subject to change. Contact Parker Customer Service.



Nonreinforced Conduit Hose

MSHA

Series 7338

Series 7338 is a lightweight cable cover for underground mining equipment. The abrasion resistant construction is ideal for extreme service conditions and meets MSHA requirements for flame resistance and wall thickness. Series 7338 is available in 200-foot continuous lengths.

Tube:	Minimum 3/16" black synthetic rubber
Reinforcement:	None
Cover:	None
Temp. Range:	-30°F to +180°F (-34°C to +82°C)
Brand Method:	Embossed
Brand Example:	PARKER SERIES 7338 PREMIUM CONDUIT HOSE FLAME RESISTANT MINE CONDUIT MSHA (#) MADE IN USA
Industry Standards:	MSHA
Applications:	<ul style="list-style-type: none"> • Conduit • Underground mining equipment
Vacuum:	Not recommended
Compare to:	Veyance M&P Mine Conduit
Packaging:	Coils

Part Number	ID (in)	ID (mm)	OD (in)	OD (mm)	Approx Wt (lbs/ft)	Approx Wt (kg/ft)	Std Pack Qty (ft)	Stock Status **
7338-1500	1-1/2	38.1	1.923	48.8	0.76	0.34	50	Y
7338-1750	1-3/4	44.5	2.175	55.2	0.87	0.39	50	Y
7338-2000	2	50.8	2.427	61.6	0.98	0.44	50	Y
7338-2250	2-1/4	57.2	2.679	68.0	1.10	0.50	50	Y
7338-2500	2-1/2	63.5	2.927	74.3	1.21	0.55	50	Y
7338-3000	3	76.2	3.428	87.1	1.43	0.65	50	Y

**** Stock:** "Y" indicates stocked item; "N" indicates non-stocked item. Stock status subject to change. Contact Parker Customer Service.

Note: For 100-foot and 200-foot lengths, add "100" or "200" to Part Number above (EX: 7338-1500100, 7338-1500200).



PVC Split Cable Guard

MSHA

Series 7575

Series 7575 is a guard/harness to protect cables and hoses from abrasion and debris in underground mining applications. The construction features a smooth tube that prevents snagging and a uniformly split wall for easy installation and extraction of cables, hoses and other materials. The translucent, flame resistant PVC material meets MSHA requirements, is abrasion resistant and permits visual observation of the contained cables and hoses.

Tube:	Translucent PVC; smooth
Reinforcement:	White PVC helix
Cover:	Translucent PVC; corrugated
Temp. Range:	+14°F to +140°F (-10°C to +60°C)
Brand Method:	Black ink
Brand Example:	PARKER 7575 CABLE GUARD MSHA # MADE IN GREECE (DATE CODE)
Industry Standards:	MSHA
Applications:	<ul style="list-style-type: none"> • Cable and hose bundle protection • Protective cover for mine supply lines • General industrial, mining
Compare to:	Kuriyama CG-SL, Novaflex 143, Veyance Spiraflex
Packaging:	Coils

Part Number	ID (in)	ID (mm)	OD (in)	OD (mm)	Approx Wt (lbs/ft)	Approx Wt (kg/ft)	Std Pack Qty (ft)	Stock Status **
7575-3000	3	76.2	3.268	83.0	4.20	1.91	100	Y

**** Stock:** "Y" indicates stocked item; "N" indicates non-stocked item. Stock status subject to change. Contact Parker Customer Service.



Fire Engine Suction and Discharge Hose

Series SW456

Series SW456 is a heavy duty, high pressure fire engine suction and discharge hose for remote water transfer and hydrant connections on fire trucks. The hose construction incorporates a dual wire helix for full suction capability and kink resistance, and the SBR cover is resistant to abrasion and ozone.

Tube:	Black SBR
Reinforcement:	Multiple textile plies with dual wire helix
Cover:	Black SBR; wrapped finish
Temp. Range:	-40°F to +180°F (-40°C to +82°C)
Brand Method:	Not branded
Design Factor:	4:1
Industry Standards:	None applicable
Applications:	<ul style="list-style-type: none"> • Water supply connection; remote water removal • Fire suppression apparatus
Vacuum:	Full
Packaging:	Coils

Part Number	ID (in)	ID (mm)	Reinf Plies	OD (in)	OD (mm)	Approx Wt (lbs/ft)	Approx Wt (kg/ft)	Min Bend Rad (in)	Min Bend Rad (mm)	Max Rec WP (psi)	Max Rec WP (bar)	Perm Cplg Rec *	Std Pack Qty (ft)	Stock Status **
SW456-1000	1	25.4	2	1.500	38.1	0.54	0.24	4.0	101.6	300	20.7	*	100	N
SW456-1500	1-1/2	38.1	2	2.000	50.8	0.77	0.35	6.0	152.4	300	20.7	*	100	N
SW456-2000	2	50.8	2	2.500	63.5	0.98	0.44	8.0	203.2	300	20.7	*	100	N
SW456-2500	2-1/2	63.5	2	3.100	78.7	1.55	0.70	10.0	254.0	300	20.7	*	100	N
SW456-3000	3	76.2	2	3.580	90.9	1.91	0.87	12.0	304.8	300	20.7	*	100	N
SW456-4000	4	101.6	2	4.620	117.3	2.83	1.28	18.0	457.2	300	20.7	*	100	N
SW456-6000	6	152.4	2	6.740	171.2	5.45	2.47	30.8	762.0	150	10.3	*	100	N

* **Couplings:** Refer to CrimpSource at www.safehose.com for coupling recommendations and crimp specifications.

** **Stock:** "Y" indicates stocked item; "N" indicates non-stocked item. Stock status subject to change. Contact Parker Customer Service.



Heavy Duty Fire Engine Suction Hose

NFPA 1901, 1962

Series LW701

Custom Made Hose

Series LW701 is a custom made, premium quality heavy duty fire engine suction hose for remote water removal and hydrant connections on fire trucks. The hose construction incorporates a wire helix for full suction capability and kink resistance, and the SBR cover is resistant to abrasion and ozone. Fire engine suction hose is primarily used in 10-foot lengths; Series LW701 is available in specified lengths to a maximum of 100 feet.

NOTE: For corrugated hose, [refer to LW720](#). Other customized versions of this product are available. Contact Parker.

Tube:	Black SBR
Reinforcement:	Multiple textile plies with wire helix
Cover:	Black SBR; wrapped finish
Temp. Range:	-40°F to +180°F (-40°C to +82°C)
Brand Method:	Not branded
Design Factor:	4:1
Industry Standards:	NFPA 1901, 1962
Applications:	<ul style="list-style-type: none"> • Water supply connection; remote water removal • Fire suppression apparatus
Vacuum:	Full
Packaging:	Coils, lengths
Couplings:	Soft cuffs per customer specifications. Contact Parker.

Part Number	ID (in)	ID (mm)	Reinf Plies	OD (in)	OD (mm)	Approx Wt (lbs/ft)	Approx Wt (kg/ft)	Min Bend Rad (in)	Min Bend Rad (mm)	Max Rec WP (psi)	Max Rec WP (bar)	Max Lg (ft)
LW701-2500	2-1/2	63.5	2	3.125	79.4	1.60	0.73	15.0	381.0	150	10.3	100
LW701-3000	3	76.2	2	3.625	92.1	1.97	0.89	18.0	457.2	150	10.3	100
LW701-3500	3-1/2	88.9	2	4.125	104.8	2.27	1.03	21.0	533.4	150	10.3	100
LW701-4000	4	101.6	2	4.625	117.5	2.72	1.23	24.0	609.6	150	10.3	100
LW701-4500	4-1/2	114.3	3	5.125	130.2	3.70	1.68	27.0	685.8	150	10.3	100
LW701-5000	5	127.0	3	5.750	146.1	5.00	2.27	30.0	762.0	150	10.3	100
LW701-6000	6	152.4	3	6.750	171.5	5.93	2.69	36.0	914.4	150	10.3	100



Corrugated Heavy Duty Fire Engine Suction Hose

NFPA 1901, 1962

Series LW720

Series LW720 is a custom made, premium quality heavy duty fire engine suction hose for remote water removal and hydrant connections on fire trucks. The corrugated hose construction incorporates a wire helix for full suction capability and kink resistance, and the corrugated SBR cover that is extremely flexible and resistant to abrasion and ozone. Fire engine suction hose is primarily used in 10-foot overall lengths; Series LW720 is available in specified lengths to a maximum of 100 feet.

NOTE: For smooth cover hose, [refer to Series LW701](#). Other customized versions of this product are available. Contact Parker.

Tube:	Black SBR
Reinforcement:	Multiple textile plies with wire helix
Cover:	Black SBR; corrugated wrapped finish
Temp. Range:	-40°F to +180°F (-40°C to +82°C)
Brand Method:	Not branded
Design Factor:	4:1
Industry Standards:	NFPA 1901, 1962
Applications:	<ul style="list-style-type: none"> • Water supply connection; remote water removal • Fire suppression apparatus
Vacuum:	Full
Packaging:	Coils, lengths
Couplings:	Soft cuffs per customer specifications. Contact Parker.

Part Number	ID (in)	ID (mm)	Reinf Plies	OD (in)	OD (mm)	Approx Wt (lbs/ft)	Approx Wt (kg/ft)	Min Bend Rad (in)	Min Bend Rad (mm)	Max Rec WP (psi)	Max Rec WP (bar)	Max Lg (ft)
LW720-2500	2-1/2	63.5	2	3.000	76.2	1.37	0.62	15.0	381.0	150	10.3	100
LW720-3000	3	76.2	2	3.500	88.9	1.68	0.76	18.0	457.2	150	10.3	100
LW720-4000	4	101.6	2	4.500	114.3	2.23	1.01	24.0	609.6	150	10.3	100
LW720-4500	4-1/2	114.3	3	5.125	130.2	3.03	1.37	27.0	685.8	150	10.3	100
LW720-5000	5	127.0	3	5.688	144.8	4.02	1.82	30.0	762.0	150	10.3	100
LW720-6000	6	152.4	3	6.688	169.9	4.77	2.16	36.0	914.4	150	10.3	100



ARMADA®

Marine Multipurpose, Fuel Fill / Vent and Hardwall Wet Exhaust Hose

ABYC, ISO, NMMA, SAE, USCG

Series SW569

Series SW569 is an extremely versatile suction and discharge hose for diverse applications such as bilge pump intake, discharge and ventilation; cabin heating; coolant and radiator service; oil and fuel systems using biodiesel (to B100 in dedicated service), ethanol, and gasoline; lubrication systems; wet exhaust systems; nonpotable water systems; and toilet and bath connections. Series SW569 incorporates a dual wire helix that provides full suction capability, flexibility and kink resistance, and the cover is resistant to oil and ozone. The hose is available in multiple incremental sizes for connection to various sizes of pipe used in the marine industry.

NOTES:

- Refer to the table on pages 213-214 for fuel compatibility and service conditions.
- Do not use in applications requiring low-permeation fuel feed hose (SAE J1527 A1-15).

Tube:	Black nitrile
Reinforcement:	Multiple textile plies with dual wire helix
Cover:	Black chloroprene; wrapped finish
Temp. Range:	-20°F to +212°F (-29°C to +100°C)
Brand Method:	Black text on yellow stripe
Brand Example:	PARKER SERIES SW569 ARMADA (ID) MARINE FUEL/WET EXHAUST HOSE XX PSI WP MADE IN USA
Design Factor:	4:1
Industry Standards:	ABYC H-24; NMMA; SAE J1527 A1 and A2 Style R2; SAE J1942 Codes F, VW, NVW; SAE J2006 R2; SAE J20R2 B; SAE J20R4 B; SAE J20R5 B; SAE J30R5; ISO 7840 A1; ISO 8469 B1; USCG
Applications:	<ul style="list-style-type: none"> • Biodiesel (to B100 in dedicated service), diesel, ethanol, gasoline, oil • Hot exhaust fumes, nonpotable water • Marine coolant and fuel/vent systems, wet exhaust
Vacuum:	Full
Compare to:	Thermoid 7910 Bellowsflex A
Packaging:	Coils

(Continued on the following page)

⚠ WARNING! Couplings attached with bands or clamps may reduce the working pressure of the hose assembly to less than the maximum rated working pressure of the hose. Refer to the [NAHAD Industrial Hose Assembly Guidelines](#).

Series SW569 – ARMADA® Marine Multipurpose, Fuel Fill / Vent and Hardwall Wet Exhaust Hose (Continued)

Part Number	ID (in)	ID (mm)	Reinf Plies	OD (in)	OD (mm)	Approx Wt (lbs/ft)	Approx Wt (kg/ft)	Min Bend Rad (in)	Min Bend Rad (mm)	Max Rec WP (psi)	Max Rec WP (bar)	Perm Cplg Rec *	Std Pack Qty (ft)	Stock Status **
SW569-500	1/2	12.7	2	0.890	22.6	0.29	0.13	2	38	75	5.2	*	50	Y
SW569-625	5/8	15.9	2	1.039	26.4	0.37	0.17	2	38	75	5.2	*	50	Y
SW569-750	3/4	19.1	2	1.157	29.4	0.42	0.19	2	38	75	5.2	*	50	Y
SW569-875	7/8	22.2	2	1.307	33.2	0.50	0.23	2	51	75	5.2	*	50	Y
SW569-1000	1	25.4	2	1.409	35.8	0.53	0.24	2	51	75	5.2	*	50	Y
SW569-1062	1-1/16	27.0	2	1.486	37.7	0.58	0.26	2	51	75	5.2	*	50	N
SW569-1125	1-1/8	28.6	2	1.560	39.6	0.62	0.28	3	64	75	5.2	*	50	N
SW569-1250	1-1/4	31.8	2	1.661	42.2	0.64	0.29	3	64	75	5.2	*	50	Y
SW569-1312	1-5/16	33.3	2	1.720	43.7	0.66	0.30	3	76	75	5.2	*	50	N
SW569-1375	1-3/8	34.9	2	1.811	46.0	0.74	0.34	3	76	75	5.2	*	50	Y
SW569-1500	1-1/2	38.1	2	1.906	48.4	0.78	0.35	3	76	50	3.4	*	50	Y
SW569-1625	1-5/8	41.3	2	2.043	51.9	0.87	0.39	4	89	50	3.4	*	50	Y
SW569-1750	1-3/4	44.5	2	2.180	55.4	0.96	0.44	4	89	50	3.4	*	50	Y
SW569-1875	1-7/8	47.6	2	2.354	59.8	1.14	0.52	4	102	50	3.4	*	50	Y
SW569-2000	2	50.8	2	2.480	63.0	1.18	0.54	5	114	50	3.4	*	50	Y
SW569-2125	2-1/8	54.0	2	2.559	65.0	1.22	0.55	5	114	50	3.4	*	50	N
SW569-2250	2-1/4	57.2	2	2.685	67.6	1.33	0.60	5	114	50	3.4	*	50	Y
SW569-2375	2-3/8	60.3	2	2.830	71.9	1.40	0.64	6	152	50	3.4	*	50	Y
SW569-2500	2-1/2	63.5	2	2.933	73.3	1.41	0.67	7	178	50	3.4	*	50	Y
SW569-2625	2-5/8	66.7	2	3.073	78.0	1.52	0.69	8	203	50	3.4	*	50	N
SW569-2750	2-3/4	69.9	2	3.213	81.6	1.63	0.74	8	203	40	2.8	*	50	Y
SW569-2875	2-7/8	73.0	2	3.330	84.6	1.67	0.76	8	203	40	2.8	*	50	Y
SW569-3000	3	76.2	2	3.456	87.8	1.74	0.79	9	229	40	2.8	*	50	Y
SW569-3125	3-1/8	79.4	2	3.606	91.6	1.90	0.86	10	241	40	2.8	*	50	N
SW569-3250	3-1/4	82.6	2	3.708	94.2	2.02	0.92	10	241	40	2.8	*	50	N
SW569-3500	3-1/2	88.9	2	3.984	101.2	2.13	0.97	10	254	40	2.8	*	50	Y
SW569-4000	4	101.6	2	4.503	114.4	2.50	1.13	12	305	40	2.8	*	25	Y
SW569-4500	4-1/2	114.3	2	5.039	128.0	3.00	1.36	14	356	40	2.8	*	25	N
SW569-5000	5	127.0	2	5.503	139.8	3.19	1.45	22	559	40	2.8	*	25	N
SW569-5500	5-1/2	139.7	2	6.059	153.9	3.87	1.74	25	635	40	2.8	*	25	N
SW569-6000	6	152.4	2	6.582	167.2	4.30	1.83	28	711	40	2.8	*	25	N

* **Couplings:** Refer to CrimpSource at www.safehose.com for coupling recommendations and crimp specifications.

** **Stock:** "Y" indicates stocked item; "N" indicates non-stocked item. Stock status subject to change. Contact Parker Customer Service.



Marine Softwall Wet Exhaust Hose

ABYC, SAE, USCG

Series SS269 / Series ES269

Series SS269/Series ES269 is a heavy duty softwall marine exhaust hose for use as a flexible connection to circulate, transfer and cool engine water and expended hot gases in discharge lines, heat exchangers and wet exhaust systems. The hose is easier to install and absorbs more vibration than rigid pipe or tubing. The cover is resistant to oil and ozone, and is available in multiple incremental sizes for connection to various sizes of pipe used in the marine industry.

NOTE: Do not use with refined oil or fuel, or in suction applications.

Tube:	Black nitrile
Reinforcement:	Multiple textile plies
Cover:	Black nitrile; wrapped finish
Temp. Range:	-40°F to +200°F (-40°C to +93°C)
Brand Method:	Black text on blue stripe
Brand Example:	PARKER SERIES SS269 (ID) SOFTWALL MARINE WET EXHAUST HOSE XXX PSI WP U.S.C.G. TYPE SAE J2006R1 (DATE CODE) MEETS STANDARDS FOR ABYC MADE IN USA
Design Factor:	4:1
Industry Standards:	ABYC; USCG/SAE J2006R1
Applications:	<ul style="list-style-type: none"> • Hot exhaust fumes; oil, nonpotable water • Marine coolant systems, wet exhaust
Vacuum:	Not recommended
Packaging:	Coils

(Continued on the following page)

⚠ WARNING! Couplings attached with bands or clamps may reduce the working pressure of the hose assembly to less than the maximum rated working pressure of the hose. [Refer to the NAHAD Industrial Hose Assembly Guidelines.](#)

Series SS269 / Series ES269 – Marine Softwall Wet Exhaust Hose (Continued)

Part Number	ID (in)	ID (mm)	Reinf Plies	OD (in)	OD (mm)	Approx Wt (lbs/ft)	Approx Wt (kg/ft)	Max Rec WP (psi)	Max Rec WP (bar)	Perm Cplg Rec *	Std Pack Qty (ft)	Stock Status **
SS269-1000	1	25.4	2	1.440	36.6	0.45	0.20	200	13.8	*	50	N
SS269-1125	1-1/8	28.6	2	1.566	39.8	0.51	0.23	200	13.8	*	50	N
SS269-1250	1-1/4	31.8	2	1.788	45.4	0.71	0.32	200	13.8	*	50	Y
SS269-1312	1-5/16	33.3	2	1.846	46.9	0.73	0.33	200	13.8	*	50	Y
SS269-1375	1-3/8	34.9	2	1.913	48.6	0.77	0.35	200	13.8	*	50	N
SS269-1500	1-1/2	38.1	2	2.035	51.7	0.81	0.37	200	13.8	*	50	Y
SS269-1625	1-5/8	41.3	2	2.189	55.6	0.90	0.41	200	13.8	*	50	Y
SS269-1750	1-3/4	44.5	2	2.283	58.0	0.91	0.41	200	13.8	*	50	Y
SS269-1875	1-7/8	47.6	2	2.409	61.2	0.96	0.44	200	13.8	*	50	Y
SS269-2000	2	50.8	4	2.567	65.2	1.11	0.50	200	13.8	*	50	Y
SS269-2125	2-1/8	54.0	4	2.692	68.4	1.18	0.54	200	13.8	*	25	N
SS269-2250	2-1/4	57.2	4	2.819	71.6	1.24	0.56	200	13.8	*	25	Y
SS269-2375	2-3/8	60.3	4	2.964	75.3	1.33	0.60	200	13.8	*	25	Y
SS269-2500	2-1/2	63.5	4	3.067	77.9	1.35	0.61	200	13.8	*	25	Y
SS269-2625	2-5/8	66.7	4	3.200	81.3	1.43	0.65	200	13.8	*	25	Y
SS269-2750	2-3/4	69.9	4	3.307	84.0	1.45	0.66	200	13.8	*	25	Y
SS269-2875	2-7/8	66.7	4	3.425	87.0	1.46	0.66	200	13.8	*	25	Y
SS269-3000	3	76.2	4	3.660	93.0	1.83	0.83	200	13.8	*	25	Y
SS269-3500	3-1/2	88.9	4	4.145	105.3	2.08	0.94	200	13.8	*	25	Y
SS269-4000	4	101.6	4	4.629	117.6	2.32	1.05	200	13.8	*	25	Y
SS269-4500	4-1/2	114.3	4	5.145	130.7	2.55	1.16	200	13.8	*	25	Y
SS269-5000	5	127.0	6	5.850	148.6	3.69	1.68	200	13.8	*	25	Y
SS269-5562	5-9/16	141.3	6	6.410	162.8	4.09	1.86	200	13.8	*	25	Y
SS269-6000	6	152.4	6	6.898	175.2	4.65	2.11	200	13.8	*	25	Y

* **Couplings:** Refer to CrimpSource at www.safehose.com for coupling recommendations and crimp specifications.

** **Stock:** “Y” indicates stocked item; “N” indicates non-stocked item. Stock status subject to change. Contact Parker Customer Service.

Series ES269 Custom Made Hose

NOTE: Other customized versions of this product are available. Contact Parker.

Part Number	ID (in)	ID (mm)	Reinf Plies	OD (in)	OD (mm)	Approx Wt (lbs/ft)	Approx Wt (kg/ft)	Max Rec WP (psi)	Max Rec WP (bar)	Max Length (ft)
ES269-6625	6-5/8	168.3	6	7.500	190.5	5.00	2.27	200	13.8	100
ES269-7000	7	177.8	6	7.875	200.0	5.20	2.36	200	13.8	100
ES269-8000	8	203.2	6	8.858	225.0	5.90	2.68	150	10.3	50
ES269-8625	8-5/8	219.1	6	9.483	240.9	6.80	3.09	150	10.3	50



WAVEMASTER™

Marine Barrier Fuel Line / Vent Hose

ABYC, CARB, CE, EPA, ISO, NMMA, SAE, USCG

Series 7165

Series 7165 is a premium, low permeation fuel tank feed and vent hose for refined fuels such as biodiesel (to B100 in dedicated and non-dedicated service), alcohol blended fuels, diesel, ethanol and gasoline in marine applications. The hose incorporates a thermoplastic barrier to resist fuel permeation and the cover is resistant to abrasion, oil and weathering. Series 7165 is flexible for easy routing in engine compartments and as a feed line to fuel tanks where liquid fuel is continuously in the hose under normal conditions.

NOTE: Refer to the table on pages 213-214 for fuel compatibility and service conditions.

Tube:	Translucent Nylon
Reinforcement:	Multiple textile plies
Cover:	Black nitrile/PVC; smooth finish
Temp. Range:	-20°F to +212°F (-29°C to +100°C)
Brand Method:	Side One: White ink Side Two: Solid red stripe
Brand Example:	PARKER SERIES 7165 WAVEMASTER MARINE FUEL HOSE – EPA COMPLIANT – (x)9PKHPLINE165 – SAE J1527 USCG TYPE A1-15 ISO 7840 A1 CE NMMA TYPE ACCEPTED (ID) USA PH USE WITH ABYC COMPLIANT SYSTEMS AND FITTINGS ONLY (DATE CODE) NOTE: (x) changes every year
Design Factor:	4:1
Industry Standards:	ABYC, CARB, CE, EPA, ISO 7840 A1, NMMA, SAE J1527 A1-15, USCG A1
Applications:	<ul style="list-style-type: none"> Biodiesel (to B100 in dedicated and non-dedicated service), diesel, ethanol, gasoline, oil Marine fuel/vent systems
Vacuum:	Not recommended
Compare to:	Veyance Marine Fuel Line Flexshield
Packaging:	Reels
Couplings:	ABYC compliant

Part Number	ID (in)	ID (mm)	Reinf Plies	OD (in)	OD (mm)	Approx Wt (lbs/ft)	Approx Wt (kg/ft)	Min Bend Rad (in)	Min Bend Rad (mm)	Max Rec WP (psi)	Max Rec WP (bar)	Perm Cplg Rec *	Std Pack Qty (ft)	Stock Status **
7165-25250	1/4	6.3	2	0.536	13.6	0.11	0.05	2.5	63.5	100	7.0	*	250	Y
7165-31250	5/16	7.9	2	0.611	15.5	0.13	0.06	2.5	63.5	100	7.0	*	250	Y
7165-38250	3/8	9.5	2	0.681	17.3	0.16	0.07	2.5	63.5	100	7.0	*	250	Y
7165-50250	1/2	12.7	2	0.821	20.9	0.20	0.09	4.5	114.3	100	7.0	*	250	Y
7165-63250	5/8	16.0	2	1.000	25.4	0.30	0.14	4.5	114.3	75	5.2	*	250	Y

* **Couplings:** Refer to CrimpSource at www.safehose.com for coupling recommendations and crimp specifications.

** **Stock:** "Y" indicates stocked item; "N" indicates non-stocked item. Stock status subject to change. Contact Parker Customer Service.

⚠ WARNING! Couplings attached with bands or clamps may reduce the working pressure of the hose assembly to less than the maximum rated working pressure of the hose. Refer to the [NAHAD Industrial Hose Assembly Guidelines](#).

Steam



Hose Selector Guide – by application

Series	Trademark	Hose Application / Construction / Selector Guide		Tube	Cover	Size Range (in)	Pressure Range (psi)	Temp Range (°F)	Page No.
7200		Hot hydrocarbon drainage		Nitrile	Chloroprene	3/4 - 1	250	-20 / +300 / 350	320
7204	MPW-1000®	Low pressure service	Oil resistant tube, cover	Nitrile	Chloroprene	1/2 - 1	150	-20 / +368	318
7263	STEAM-LANCE®	Standard service, black		EPDM	EPDM	1/2 - 1-1/4	250	-20 / +406 / 450	314
7263C	STEAM-LANCE®	Standard service, black	Compact; non-skive crimp couplings	EPDM	EPDM	1/2 - 1	250	-20 / +406 / 450	312
7263E	STEAM-LANCE®	Standard service, black		EPDM	EPDM	1-1/2 - 2	250	-20 / +406 / 450	314
7264	STEAM-LANCE®	Standard service, red		EPDM	EPDM	1/2 - 1	250	-20 / +406 / 450	314
7264C	STEAM-LANCE®	Standard service, red	Compact; non-skive crimp couplings	EPDM	EPDM	1/2 - 1	250	-20 / +406 / 450	312
7285	DRAGON BREATH®	Premium tube, barber pole cover	Non-skive crimp couplings	Chlorobutyl	EPDM	1/2 - 1	250	-20 / +406 / 450	311
7286C	DRAGON BREATH®	Premium tube and cover	Compact; non-skive crimp couplings	Chlorobutyl	Chlorobutyl	1/2 - 1	250	-20 / +406 / 450	317
7288	DRAGON BREATH®	Standard service, red	Oil resistant cover	EPDM	Chloroprene	1/2 - 1	250	-20 / +406 / 450	316

NOTE: This is a guide only. It is the responsibility of the end user to select and /or test the most appropriate product for the application. Refer to product pages for specific data. Contact Parker for additional information.

Refer to pages 9-10 for a complete listing of industry standards.

See pages ii through iv for an index of all product series by series number and pages v through xv for an index by application and by series name.

Due to continual product improvements, Parker reserves the right to alter specifications without prior notice.



DRAGON BREATH® II

Chlorobutyl Barber Pole Steam Hose

Non-Skive E-Z Crimp

Series 7285

Series 7285 is a distinctive hose designed for long-lasting steam service—one of the toughest applications for hose, where the hot-cold/wet-dry cycling attacks rubber compounds externally as well as internally. The hose construction incorporates a premium, high-performance chlorobutyl tube which resists heat and popcorning, and a wire braid reinforcement for crush-resistant durability, kink resistance and a path to conduct a static electrical charge to ground. The EPDM cover resists abrasion, cracking, hardening and ozone, and the red/black barber pole cover provides color-coded identification from all angles and great distances. Series 7285 is qualified with Parker non-skive crimp couplings for easy and quick assembly fabrication as well as maintenance-free service.

Tube:	Black chlorobutyl
Reinforcement:	Multiple wire braids
Cover:	Black and red EPDM in alternating spirals; perforated wrapped finish
Temp. Range:	-20°F to +406°F saturated steam/+450°F superheated steam (-29°C to +208°C saturated steam/+232°C superheated steam)
Brand Method:	Embossed
Brand Example:	PARKER SERIES 7285 DRAGON BREATH® II STEAM HOSE 250 PSI MAX WP (DATE CODE)
Design Factor:	10:1
Industry Standards:	None applicable
Applications:	<ul style="list-style-type: none"> • Saturated and superheated steam • Cleaning containment vessels and manufacturing equipment; cleaning and heating process equipment • Manufacturing and processing plants, refineries
Vacuum:	Not recommended
Compare to:	Boston Concord Standard Steam—Spiral Stripe, Steam Slayer; Goodall N2711 Inferno Steam
Packaging:	Cartons

Part Number	ID (in)	ID (mm)	Reinf Braids	OD (in)	OD (mm)	Approx Wt (lbs/ft)	Approx Wt (kg/ft)	Min Bend Rad (in)	Min Bend Rad (mm)	Max Rec WP (psi)	Max Rec WP (bar)	Perm Cplg Rec *	Std Pack Qty (ft)	Stock Status **
7285-502	1/2	12.7	2	1.031	26.2	0.50	0.23	7.0	177.8	250	17.2	70	50	N
7285-752	3/4	19.1	2	1.284	32.6	0.64	0.29	9.5	241.3	250	17.2	CS	50	Y
7285-1002	1	25.4	2	1.546	39.3	0.81	0.37	12.0	304.8	250	17.2	CS	50	Y

* **Couplings:** Refer to CrimpSource at www.safehose.com for coupling recommendations and crimp specifications.

** **Stock:** "Y" indicates stocked item; "N" indicates non-stocked item. Stock status subject to change. Contact Parker Customer Service.

⚠️ WARNINGS!

- ▶ Failure to properly inspect, maintain, test and use steam hose assemblies may result in property damage, personal injury or death. [Refer to ARPM publication IP-11-1, "Guide for Use, Testing and Inspection of Steam Hose."](#)
- ▶ Water changes to hot water and phases of steam when subjected to heat and pressure. The greater the pressure, the higher the temperature required to achieve and maintain a steam phase. If steam escapes, dangerous quantities of heat may be released very suddenly. Exposure to hot water, low pressure steam and high pressure steam may cause severe scalding or fatal burns.
- ▶ Use only hoses designated for steam service for steam applications.
- ▶ Prior to use with detergents or rust inhibitors, refer to the chemical guide in this catalog or contact Parker.
- ▶ Drain steam hose after each use to reduce the possibility of hose popcorning while in service.
- ▶ Couplings attached with bands or clamps may reduce the working pressure of the hose assembly to less than the maximum rated working pressure of the hose. [Refer to the NAHAD Industrial Hose Assembly Guidelines.](#)



STEAM-LANCE® 250 EPDM Compact Steam Hose Non-Skive E-Z Crimp

Series 7263C (Black) and Series 7264C (Red)

Series 7263C/7264C is a compact, slim profile hose for long-lasting steam service, one of the toughest applications for hose, where the hot-cold/wet-dry cycling attacks rubber compounds externally as well as internally. The hose construction incorporates an EPDM tube that resists heat and popcorning, and a wire braid reinforcement for crush-resistant durability, kink resistance and a path to conduct a static electrical charge to ground. The EPDM cover is resistant to abrasion, cracking, hardening and ozone; the red cover of 7264C provides color-coded identification. Series 7263C/7264C is qualified with Parker non-skive crimp couplings for easy and quick assembly fabrication as well as maintenance-free service.

Tube:	Black EPDM
Reinforcement:	Multiple wire braids
Cover:	Black or red EPDM; perforated wrapped finish
Temp. Range:	-20°F to +406°F saturated steam/+450°F superheated steam (-29°C to +208°C saturated steam/+232°C superheated steam)
Brand Method:	Embossed
Brand Example:	PARKER SERIES (7263C) (7264C) STEAM-LANCE® E-Z CRIMP 250 PSI MAX WP MADE IN USA (DATE CODE)
Design Factor:	10:1
Industry Standards:	None applicable
Applications:	<ul style="list-style-type: none"> • Saturated and superheated steam • Cleaning containment vessels and manufacturing equipment; cleaning and heating process equipment • Manufacturing and processing plants, refineries
Vacuum:	Not recommended
Compare to:	Boston Concord 250; Gates 205MB Steam King; Goodall N2576 Thermoflex; Thermoid Burstproof Regular; Veyance Flexsteel 250 Steam
Packaging:	Cartons

(Continued on the following page)

⚠️ WARNINGS!

- ▶ Failure to properly inspect, maintain, test and use steam hose assemblies may result in property damage, personal injury or death. [Refer to ARPM publication IP-11-1, "Guide for Use, Testing and Inspection of Steam Hose."](#)
- ▶ Water changes to hot water and phases of steam when subjected to heat and pressure. The greater the pressure, the higher the temperature required to achieve and maintain a steam phase. If steam escapes, dangerous quantities of heat may be released very suddenly. Exposure to hot water, low pressure steam and high pressure steam may cause severe scalding or fatal burns.
- ▶ Use only hoses designated for steam service for steam applications.
- ▶ Prior to use with detergents or rust inhibitors, refer to the chemical guide in this catalog or contact Parker.
- ▶ Drain steam hose after each use to reduce the possibility of hose popcorning while in service.
- ▶ Couplings attached with bands or clamps may reduce the working pressure of the hose assembly to less than the maximum rated working pressure of the hose. [Refer to the NAHAD Industrial Hose Assembly Guidelines.](#)

Series 7263C (Black) and Series 7264C (Red) – STEAM-LANCE® 250 EPDM Compact Steam Hose (Continued)

Series 7263C (Black) and Series 7264C (Red)

Part Number 7263C or 7264C	ID (in)	ID (mm)	Reinf Braids	OD (in)	OD (mm)	Approx Wt (lbs/ft)	Approx Wt (kg/ft)	Min Bend Rad (in)	Min Bend Rad (mm)	Max Rec WP (psi)	Max Rec WP (bar)	Perm Cplg Rec *	Std Pack Qty (ft)	7263C Stock Status **	7264C Stock Status **
-502	1/2	12.7	2	0.950	24.1	0.37	0.17	7.0	177.8	250	17.2	71	50	Y	N
-752	3/4	19.1	2	1.200	30.5	0.47	0.21	9.0	228.6	250	17.2	CS	50	Y	Y
-1002	1	25.4	2	1.467	37.3	0.63	0.29	12.0	304.8	250	17.2	CS	50	Y	Y

* **Couplings:** Refer to CrimpSource at www.safehose.com for coupling recommendations and crimp specifications.

** **Stock:** “Y” indicates stocked item; “N” indicates non-stocked item. Stock status subject to change. Contact Parker Customer Service.



STEAM-LANCE® 250 EPDM Steam Hose

Series 7263(E) (Black) and Series 7264 (Red)

Series 7263(E)/7264 is a traditional hose designed for long-lasting steam service, one of the toughest applications for hose, where the hot/cold wet/dry cycling attacks rubber compounds externally as well as internally. The hose construction incorporates an EPDM tube that resists heat and popcorning, and a wire braid reinforcement for crush-resistant durability, kink resistance and a path to conduct a static electrical charge to ground. The EPDM cover is resistant to abrasion, cracking, hardening and ozone; the red cover of 7264 provides color-coded identification.

Tube:	Black EPDM
Reinforcement:	Multiple wire braids
Cover:	Black or red EPDM; perforated wrapped finish
Temp. Range:	-20°F to +406°F saturated steam/+450°F superheated steam (-29°C to +208°C saturated steam/+232°C superheated steam)
Brand Method:	Embossed
Brand Example:	PARKER SERIES (7263) (7264) STEAM-LANCE® 250 PSI MAX WP MADE IN USA (DATE CODE)
Design Factor:	10:1
Industry Standards:	None applicable
Applications:	<ul style="list-style-type: none"> • Saturated and superheated steam • Cleaning containment vessels and manufacturing equipment; cleaning and heating process equipment • Manufacturing and processing plants, refineries
Vacuum:	Not recommended
Compare to:	Boston Concord 250; Gates 205MB Steam King; Goodall N2576 Thermoflex; Thermoid Burstproof Regular; Veyance Flexsteel 250 Steam
Packaging:	Cartons; reels

(Continued on the following page)

WARNINGS!

- ▶ Failure to properly inspect, maintain, test and use steam hose assemblies may result in property damage, personal injury or death. [Refer to ARPM publication IP-11-1, "Guide for Use, Testing and Inspection of Steam Hose."](#)
- ▶ Water changes to hot water and phases of steam when subjected to heat and pressure. The greater the pressure, the higher the temperature required to achieve and maintain a steam phase. If steam escapes, dangerous quantities of heat may be released very suddenly. Exposure to hot water, low pressure steam and high pressure steam may cause severe scalding or fatal burns.
- ▶ Use only hoses designated for steam service for steam applications.
- ▶ Prior to use with detergents or rust inhibitors, refer to the chemical guide in this catalog or contact Parker.
- ▶ Drain steam hose after each use to reduce the possibility of hose popcorning while in service.
- ▶ Couplings attached with bands or clamps may reduce the working pressure of the hose assembly to less than the maximum rated working pressure of the hose. [Refer to the NAHAD Industrial Hose Assembly Guidelines.](#)

Series 7263(E) (Black) and Series 7264 (Red) – STEAM-LANCE® 250 EPDM Steam Hose (Continued)

Series 7263(E) (Black)

Part Number	ID (in)	ID (mm)	Reinf Braids	OD (in)	OD (mm)	Approx Wt (lbs/ft)	Approx Wt (kg/ft)	Min Bend Rad (in)	Min Bend Rad (mm)	Max Rec WP (psi)	Max Rec WP (bar)	Perm Cplg Rec *	Std Pack Qty (ft)	Stock Status **
7263-502	1/2	12.7	2	1.031	26.2	0.48	0.22	7.0	177.8	250	17.2	43	50	Y
7263-502A	1/2	12.7	2	1.031	26.2	0.48	0.22	7.0	177.8	250	17.2	43	500	Y
7263-752	3/4	19.1	2	1.343	34.1	0.66	0.30	9.5	241.3	250	17.2	CS, WC, 43	50	Y
7263-752A	3/4	19.1	2	1.343	34.1	0.66	0.30	9.5	241.3	250	17.2	CS, WC, 43	500	Y
7263-1002	1	25.4	2	1.593	40.5	0.85	0.39	12.0	304.8	250	17.2	CS, 43	50	Y
7263-1002A	1	25.4	2	1.593	40.5	0.85	0.39	12.0	304.8	250	17.2	CS, 43	500	Y
7263-1252	1-1/4	31.8	2	1.875	47.6	1.14	0.52	16.5	419.1	250	17.2	71	50	Y
7263E-1502	1-1/2	38.1	2	2.190	55.6	1.44	0.65	20.0	508.0	250	17.2	43	50	Y
7263E-2002	2	50.8	2	2.670	67.8	1.76	0.80	25.0	635.0	250	17.2	WC	50	Y

* **Couplings:** Refer to CrimpSource at www.safehose.com for coupling recommendations and crimp specifications.

** **Stock:** “Y” indicates stocked item; “N” indicates non-stocked item. Stock status subject to change. Contact Parker Customer Service.

Series 7264 (Red)

Part Number	ID (in)	ID (mm)	Reinf Braids	OD (in)	OD (mm)	Approx Wt (lbs/ft)	Approx Wt (kg/ft)	Min Bend Rad (in)	Min Bend Rad (mm)	Max Rec WP (psi)	Max Rec WP (bar)	Perm Cplg Rec *	Std Pack Qty (ft)	Stock Status **
7264-502	1/2	12.7	2	1.031	26.2	0.50	0.23	7.0	177.8	250	17.2	43	50	N
7264-502A	1/2	12.7	2	1.031	26.2	0.50	0.23	7.0	177.8	250	17.2	43	500	N
7264-752	3/4	19.1	2	1.343	34.1	0.70	0.32	9.5	241.3	250	17.2	CS, WC, 43	50	Y
7264-752A	3/4	19.1	2	1.343	34.1	0.70	0.32	9.5	241.3	250	17.2	CS, WC, 43	500	Y
7264-1002	1	25.4	2	1.593	40.5	0.88	0.40	12.0	304.8	250	17.2	CS, 43	50	Y

* **Couplings:** Refer to CrimpSource at www.safehose.com for coupling recommendations and crimp specifications.

** **Stock:** “Y” indicates stocked item; “N” indicates non-stocked item. Stock status subject to change. Contact Parker Customer Service.



DRAGON BREATH® 250

Oil Resistant Steam Hose

Series 7288

Series 7288 is a traditional oil resistant hose designed for long-lasting steam service, one of the toughest applications for hose, where the hot/cold wet/dry cycling attacks rubber compounds externally as well as internally. The hose construction incorporates an EPDM tube that resists heat and popcorning, and a wire braid reinforcement for crush-resistant durability, kink resistance and a path to conduct a static electrical charge to ground. The red chloroprene cover is resistant to weathering and oil—an important criteria for oil refineries and petrochemical plants—and provides color-coded identification.

Tube:	Black EPDM
Reinforcement:	Multiple wire braids
Cover:	ARPM Class B oil resistant red chloroprene; perforated wrapped finish
Temp. Range:	-20°F to +406°F saturated steam/+450°F superheated steam (-29°C to +208°C saturated steam/+232°C superheated steam)
Brand Method:	Embossed
Brand Example:	PARKER SERIES 7288 DRAGON BREATH® STEAM HOSE 250 PSI MAX WP OIL RESISTANT MADE IN USA (DATE CODE)
Design Factor:	10:1
Industry Standards:	ARPM Class B oil resistant cover
Applications:	<ul style="list-style-type: none"> • Saturated and superheated steam • Cleaning containment vessels and manufacturing equipment; cleaning and heating process equipment • Manufacturing and processing plants, refineries
Vacuum:	Not recommended
Compare to:	Boston Concord 250 OR; Gates 232MB Steam Queen; Thermoid Burstproof Oil Resistant; Veyance Flexsteel 250 ORS
Packaging:	Cartons; Reels

Part Number	ID (in)	ID (mm)	Reinf Braids	OD (in)	OD (mm)	Approx Wt (lbs/ft)	Approx Wt (kg/ft)	Min Bend Rad (in)	Min Bend Rad (mm)	Max Rec WP (psi)	Max Rec WP (bar)	Perm Cplg Rec *	Std Pack Qty (ft)	Stock Status **
7288-502	1/2	12.7	2	1.031	26.2	0.52	0.24	7.0	177.8	250	17.2	43	50	Y
7288-502A	1/2	12.7	2	1.031	26.2	0.52	0.24	7.0	177.8	250	17.2	43	500	N
7288-752	3/4	19.1	2	1.343	34.1	0.73	0.33	9.5	241.3	250	17.2	CS, 43	50	Y
7288-752A	3/4	19.1	2	1.343	34.1	0.73	0.33	9.5	241.3	250	17.2	CS, 43	500	N
7288-1002	1	25.4	2	1.594	40.5	0.90	0.41	12.0	304.8	250	17.2	CS, 43	50	N
7288-1002A	1	25.4	2	1.594	40.5	0.90	0.41	12.0	304.8	250	17.2	CS, 43	500	N

* **Couplings:** Refer to CrimpSource at www.safehose.com for coupling recommendations and crimp specifications.

** **Stock:** "Y" indicates stocked item; "N" indicates non-stocked item. Stock status subject to change. Contact Parker Customer Service.

⚠ WARNINGS!

- ▶ Failure to properly inspect, maintain, test and use steam hose assemblies may result in property damage, personal injury or death. Refer to ARPM publication IP-11-1, "Guide for Use, Testing and Inspection of Steam Hose."
- ▶ Water changes to hot water and phases of steam when subjected to heat and pressure. The greater the pressure, the higher the temperature required to achieve and maintain a steam phase. If steam escapes, dangerous quantities of heat may be released very suddenly. Exposure to hot water, low pressure steam and high pressure steam may cause severe scalding or fatal burns.
- ▶ Use only hoses designated for steam service for steam applications.
- ▶ Prior to use with detergents or rust inhibitors, refer to the chemical guide in this catalog or contact Parker.
- ▶ Drain steam hose after each use to reduce the possibility of hose popcorning while in service.
- ▶ Couplings attached with bands or clamps may reduce the working pressure of the hose assembly to less than the maximum rated working pressure of the hose. Refer to the NAHAD Industrial Hose Assembly Guidelines.



DRAGON BREATH®

Chlorobutyl Compact Steam Hose

Non-Skive E-Z Crimp

Series 7286C

Series 7286C is a compact, slim profile hose designed for long-lasting steam service—one of the toughest applications for hose, where the hot-cold/wet-dry cycling attacks rubber compounds externally as well as internally. The hose construction incorporates premium, high-performance chlorobutyl in both the tube and the cover, providing extreme heat resistance, durability, performance and service life. The wire braid reinforcement provides crush-resistant durability, kink resistance and a path to conduct a static electrical charge to ground, and the cover resists abrasion, cracking, hardening and ozone. Series 7286C is qualified with Parker non-skive crimp couplings for easy and quick assembly fabrication as well as maintenance-free service.

Tube:	Black chlorobutyl
Reinforcement:	Multiple wire braids
Cover:	Black chlorobutyl; perforated wrapped finish
Temp. Range:	-20°F to +406°F saturated steam/+450°F superheated steam (-29°C to +208°C saturated steam/+232°C superheated steam)
Brand Method:	Embossed
Brand Example:	PARKER SERIES 7286C DRAGON BREATH® E-Z CRIMP BUTYL STEAM 250 PSI MAX WP MADE IN USA (DATE CODE)
Design Factor:	10:1
Industry Standards:	None applicable
Applications:	<ul style="list-style-type: none"> • Saturated and superheated steam • Cleaning containment vessels and manufacturing equipment; cleaning and heating process equipment • Manufacturing and processing plants, refineries
Vacuum:	Not recommended
Packaging:	Cartons

Part Number	ID (in)	ID (mm)	Reinf Braids	OD (in)	OD (mm)	Approx Wt (lbs/ft)	Approx Wt (kg/ft)	Min Bend Rad (in)	Min Bend Rad (mm)	Max Rec WP (psi)	Max Rec WP (bar)	Perm Cplg Rec *	Std Pack Qty (ft)	Stock Status **
7286C-502	1/2	12.7	2	0.950	24.1	0.37	0.17	7.0	177.8	250	17.2	71	50	Y
7286C-752	3/4	19.1	2	1.200	30.5	0.47	0.21	9.5	241.3	250	17.2	CS	50	Y
7286C-1002	1	25.4	2	1.467	37.3	0.64	0.29	12.0	304.8	250	17.2	CS	50	Y

* **Couplings:** Refer to CrimpSource at www.safehose.com for coupling recommendations and crimp specifications.

** **Stock:** "Y" indicates stocked item; "N" indicates non-stocked item. Stock status subject to change. Contact Parker Customer Service.

⚠ WARNINGS!

- ▶ Failure to properly inspect, maintain, test and use steam hose assemblies may result in property damage, personal injury or death. [Refer to ARPM publication IP-11-1, "Guide for Use, Testing and Inspection of Steam Hose."](#)
- ▶ Water changes to hot water and phases of steam when subjected to heat and pressure. The greater the pressure, the higher the temperature required to achieve and maintain a steam phase. If steam escapes, dangerous quantities of heat may be released very suddenly. Exposure to hot water, low pressure steam and high pressure steam may cause severe scalding or fatal burns.
- ▶ Use only hoses designated for steam service for steam applications.
- ▶ Prior to use with detergents or rust inhibitors, refer to the chemical guide in this catalog or contact Parker.
- ▶ Drain steam hose after each use to reduce the possibility of hose popcorning while in service.
- ▶ Couplings attached with bands or clamps may reduce the working pressure of the hose assembly to less than the maximum rated working pressure of the hose. [Refer to the NAHAD Industrial Hose Assembly Guidelines.](#)



MPW-1000® High Pressure Wire Braid Multipurpose Hose Oil Resistant Non-Skive E-Z Crimp

Series 7204

Series 7204 is an extremely versatile hose designed to handle air, mild chemicals, oil, refined fuels such as biodiesel (to B20 in dedicated and non-dedicated service), diesel, ethanol and gasoline, saturated steam and water. The hose construction incorporates a premium grade tube especially suited for high temperature materials such as hot asphalt, glue, oil, tar and wax to 300°F continuous/350°F intermittent (149°C/177°C). The high tensile wire braid reinforcement provides durability, kink resistance, high pressure capability and superior coupling retention, and the cover is resistant to heat, oil and weathering. Series 7204 is also designed for saturated steam applications at temperatures to 368°F (187°C) and pressures to 150 psi (10.3 bar). The tube resists popcorning and oil-based detergents and rust inhibitors found in steam systems.

NOTES:

- Refer to the table on pages 213-214 for fuel compatibility and service conditions.
- Do not use for fuel dispensing or service applications requiring API, NFPA, UL, ULC or any other agency approval or listing.

Tube:	Black nitrile
Reinforcement:	One wire braid
Cover:	Black chloroprene; perforated wrapped finish
Temp. Range:	Steam: -20°F to +368°F (-29°C to +187°C) saturated steam to 150 psi max WP Other: -20°F to +300°F (-29°C to +149°C)/+350°F (+177°C) intermittent
Brand Method:	Embossed
Brand Example:	PARKER SERIES 7204 MPW-1000 PSI MAX WP (150 PSI MAX WP - STEAM) (DATE CODE) MADE IN USA
Design Factor:	4:1 (10:1 steam @ 150 psi)
Industry Standards:	None applicable
Applications:	<ul style="list-style-type: none"> • Air, mild chemicals, oil, water; hot asphalt, glue, oil, tar and wax; steam; biodiesel (to B20 in dedicated and non-dedicated service), diesel, ethanol, gasoline • High pressure washdown; cleaning containment vessels and manufacturing equipment; cleaning and heating process equipment • General industrial, manufacturing and processing plants, refineries
Vacuum:	Not recommended
Compare to:	Boston Hot Tar Pumping; Gates 319MB Gold Master; Veyance Pyroflex
Packaging:	Reels

(Continued on the following page)

⚠️ WARNINGS!

- ▶ Failure to properly inspect, maintain, test and use steam hose assemblies may result in property damage, personal injury or death. Refer to ARPM publication IP-11-1, "Guide for Use, Testing and Inspection of Steam Hose."
- ▶ Water changes to hot water and phases of steam when subjected to heat and pressure. The greater the pressure, the higher the temperature required to achieve and maintain a steam phase. If steam escapes, dangerous quantities of heat may be released very suddenly. Exposure to hot water, low pressure steam and high pressure steam may cause severe scalding or fatal burns.
- ▶ Use only hoses designated for steam service for steam applications.
- ▶ Prior to use with detergents or rust inhibitors, refer to the chemical guide in this catalog or contact Parker.
- ▶ Drain steam hose after each use to reduce the possibility of hose popcorning while in service.
- ▶ Couplings attached with bands or clamps may reduce the working pressure of the hose assembly to less than the maximum rated working pressure of the hose. Refer to the NAHAD Industrial Hose Assembly Guidelines.

Series 7204 – MPW-1000® High Pressure Wire Braid Multipurpose Hose (Continued)

Non-Steam Applications

Part Number	ID (in)	ID (mm)	Reinf Braids	OD (in)	OD (mm)	Approx Wt (lbs/ft)	Approx Wt (kg/ft)	Min Bend Rad (in)	Min Bend Rad (mm)	Max Rec WP (psi)	Max Rec WP (bar)	Perm Cplg Rec *	Std Pack Qty (ft)	Stock Status **
Non-Steam Applications														
7204-501	1/2	12.7	1	0.906	23.0	0.34	0.15	7.0	177.8	1000	69.0	43	500	N
7204-751	3/4	19.1	1	1.187	30.1	0.52	0.24	9.5	241.3	1000	69.0	43	500	Y
7204-1001	1	25.4	1	1.500	38.1	0.75	0.34	12.0	304.8	1000	69.0	43	500	Y

* **Couplings:** Refer to CrimpSource at www.safehose.com for coupling recommendations and crimp specifications.

** **Stock:** “Y” indicates stocked item; “N” indicates non-stocked item. Stock status subject to change. Contact Parker Customer Service.

Steam Applications

Part Number	ID (in)	ID (mm)	Reinf Braids	OD (in)	OD (mm)	Approx Wt (lbs/ft)	Approx Wt (kg/ft)	Min Bend Rad (in)	Min Bend Rad (mm)	Max Rec WP (psi)	Max Rec WP (bar)	Perm Cplg Rec *	Std Pack Qty (ft)	Stock Status **
Steam Applications														
7204-501	1/2	12.7	1	0.906	23.0	0.34	0.15	7.0	177.8	150	10.3	43	500	Y
7204-751	3/4	19.1	1	1.187	30.1	0.52	0.24	9.5	241.3	150	10.3	43	500	N
7204-1001	1	25.4	1	1.500	38.1	0.75	0.34	12.0	304.8	150	10.3	43	500	N

* **Couplings:** Refer to CrimpSource at www.safehose.com for coupling recommendations and crimp specifications.

** **Stock:** “Y” indicates stocked item; “N” indicates non-stocked item. Stock status subject to change. Contact Parker Customer Service.



Hydrocarbon Drain Hose

Oil Resistant

Non-Skive E-Z Crimp

Series 7200

Series 7200 is a hydrocarbon drain hose designed to evacuate hot, liquefied residue from steam cleaning operations. The high temperature, oil-resistant tube and cover withstand attack by steam vapors and petroleum-based runoff. The wire braid reinforcement provides crush-resistant durability, kink resistance and a path to conduct a static electrical charge to ground. The vivid blue chloroprene cover is resistant to oil and weathering, and provides color-coded identification. Series 7200 is qualified with Parker non-skive crimp couplings for easy and quick assembly fabrication as well as maintenance-free service.

NOTE: Do not use for steam service.

Tube:	Black nitrile
Reinforcement:	One wire braid
Cover:	Blue chloroprene; wrapped finish
Temp. Range:	-20°F to +300°F (-29°C to +149°C)/+350°F (+177°C) intermittent
Brand Method:	Blue text on green stripe
Brand Example:	PARKER SERIES 7200 HYDROCARBON DRAIN HOSE 250 PSI WP MADE IN USA
Design Factor:	4:1
Industry Standards:	None applicable
Applications:	<ul style="list-style-type: none"> • NOT FOR STEAM SERVICE • Drainage of hot residue from steam cleaning operations • Manufacturing and processing plants, refineries
Vacuum:	Not recommended
Compare to:	Boston Hydrocarbon Drain Hose
Packaging:	Cartons

Part Number	ID (in)	ID (mm)	Reinf Braids	OD (in)	OD (mm)	Approx Wt (lbs/ft)	Approx Wt (kg/ft)	Min Bend Rad (in)	Min Bend Rad (mm)	Max Rec WP (psi)	Max Rec WP (bar)	Perm Cplg Rec *	Std Pack Qty (ft)	Stock Status **
7200-751050	3/4	19.1	1	1.187	30.1	0.52	0.24	9.5	241.3	250	17.2	43	50	Y
7200-1001050	1	25.4	1	1.500	38.1	0.76	0.34	12.0	304.8	250	17.2	43	50	Y

* **Couplings:** Refer to CrimpSource at www.safehose.com for coupling recommendations and crimp specifications.

** **Stock:** "Y" indicates stocked item; "N" indicates non-stocked item. Stock status subject to change. Contact Parker Customer Service.

⚠ WARNINGS!

- ▶ Use only hoses designated for steam service for steam applications.
- ▶ Couplings attached with bands or clamps may reduce the working pressure of the hose assembly to less than the maximum rated working pressure of the hose. Refer to the [NAHAD Industrial Hose Assembly Guidelines](#).

Water



Hose Selector Guide – by application

Series	Trademark	Hose Application / Construction / Selector Guide		Tube	Cover	Size Range (in)	Pressure Range (psi)	Temp Range (°F)	Page No.
7079	ECW™	Washdown, medium pressure	Textile reinforced	EPDM	EPDM	3/4	300	-40 / +212	345
7080	HDW™	Washdown, medium pressure	Textile reinforced	EPDM	EPDM	3/4	300	-40 / +212	346
7143	PWD™	Washdown, high pressure	Textile reinforced	EPDM	EPDM	3/8	1500	-40 / +250	344
7180		Spray, medium pressure	Textile reinforced	Nitrile	Nitrile/PVC	1/4 - 3/4	800	-20 / +180	348
7181		Coolant, heater		EPDM	EPDM	1/4 - 1	45-65	-40 / +257	349
7186		Coolant, heater		EPDM	EPDM	1/2 - 3/4	70-125	-40 / +212	350
7247	BLUE RIBBON®	Pressure washer	Wire reinforced	Chloroprene	Chloroprene	1/4 - 1/2	1500	-40 / +250	343
7258	HURRICANE™	Pressure washer	Wire reinforced	Chloroprene	Chloroprene	1/4 - 1/2	3000	-40 / +250	341
7268E		Spray, high pressure	Wire reinforced	Chloroprene	Nitrile/PVC	3/4 - 2	1000	-20 / +212	339
7284		Spray, high pressure	Wire reinforced	SBR	Nitrile/PVC	3/8 - 1-1/4	1000	-20 / +212	340
7306E		Discharge	Standard duty	EPDM	EPDM	1-1/2 - 4	150	-20 / +180	331
7306H	DAY-FLO®	Discharge	Heavy duty	EPDM	EPDM	1-1/2 - 10	150-200	-30 / +212	332
7325	SUPER-FLEX®	Suction	Heavy duty	EPDM	EPDM	1-1/2 - 3	300	-40 / +212	328
7335		Jetting	Medium pressure	SBR	SBR	1-1/4 - 4	500	-40 / +180	336
7360	WILDCATTER®	Washdown, low pressure	Textile reinforced	SBR	SBR	1/2 - 2	150	-20 / +212	347
7392	SUPER-FLEX®	Suction	Standard duty	EPDM	EPDM	1-1/4 - 12	100-150	-40 / +212	324
7392E	SUPER-FLEX®	Suction	Standard duty	EPDM	EPDM	1-1/2 - 6	100-150	-40 / +180	325
7395	E-Z Form™	Coolant		EPDM	EPDM	1/2 - 4	75	-40 / +257	351
ES104		Discharge	Custom Made heavy duty	SBR	SBR	8 - 18	100-175	-40 / +180	334
ES115		Discharge	Custom Made lightweight	SBR	SBR	8 - 18	50-100	-40 / +180	335
EW300		Suction	Custom Made lightweight	SBR	SBR	6-5/8 - 18	45-125	-40 / +180	329
EW301		Suction	Custom Made heavy duty	SBR	SBR	8 - 18	90-150	-40 / +180	330
SS111		Jetting	Heavy duty	SBR	SBR	2 - 6	500-800	-40 / +180	338
SS122		Jetting	Lightweight	SBR	SBR	1-1/4 - 4	300-500	-40 / +180	337
SS155		Discharge	Heavy duty	SBR	SBR	4 - 6	150-200	-40 / +180	333
SW300		Suction	Lightweight	SBR	SBR	6 - 8	100	-40 / +180	327
SW500	WALRUS™	Suction	Standard duty	EPDM	EPDM	2 - 6	150	-40 / +200	326
Assemblies		Garden, water	–	–	–	–	–	–	353

NOTE: This is a guide only. It is the responsibility of the end user to select and/or test the most appropriate product for the application. Refer to product pages for specific data. Contact Parker for additional information.

See the following page for Hose Selector Guide by industry standard. Refer to pages 9-10 for a complete listing of industry standards.

See pages ii through iv for an index of all product series by series number and pages v through xv for an index by application and by series name.

Due to continual product improvements, Parker reserves the right to alter specifications without prior notice.



Hose Selector Guide – by industry standard

Industry Standards	MSHA	SAE J20R3EC D2
Hose Series	7268E 7284	7181

NOTE: This is a guide only. It is the responsibility of the end user to select and/or test the most appropriate product for the application. Refer to product pages for specific data. Contact Parker for additional information.

See the [previous page](#) for Hose Selector Guide by application. Refer to [pages 9-10](#) for a complete listing of industry standards.

See [pages ii through iv](#) for an index of all product series by series number and [pages v through xv](#) for an index by application and by series name.



SUPER-FLEX® EPDM Water Suction Hose

Series 7392

Series 7392 is a suction and discharge hose designed to handle alkalis, brine, glycols, herbicides, mild chemicals, slurries and water. The hose construction incorporates a wire helix that provides full suction capability and kink resistance. The EPDM cover is resistant to abrasion, heat, mild chemicals and weathering. Series 7392 is available in 200-foot continuous lengths.

Tube:	Black EPDM
Reinforcement:	Multiple textile plies with wire helix
Cover:	Black EPDM; wrapped finish
Temp. Range:	-40°F to +212°F (-40°C to +100°C)
Brand Method:	Embossed
Brand Example:	PARKER SERIES 7392 WATER SUCTION & DISCHARGE MADE IN USA
Design Factor:	4:1
Industry Standards:	None applicable
Applications:	<ul style="list-style-type: none"> Alkalis, brine, glycols, herbicides, mild chemicals, slurries, water Agriculture, construction, general industrial, irrigation, surface mining
Vacuum:	Full
Compare to:	Gates Barracuda; Veyance Plicord Con-Ag Water S&D
Packaging:	Coils

Part Number	ID (in)	ID (mm)	Reinf Plies	OD (in)	OD (mm)	Approx Wt (lbs/ft)	Approx Wt (kg/ft)	Min Bend Rad (in)	Min Bend Rad (mm)	Max Rec WP (psi)	Max Rec WP (bar)	Perm Cplg Rec *	Std Pack Qty (ft)	Stock Status **
7392-1250	1-1/4	31.8	2	1.606	40.8	0.52	0.24	5.0	127.0	150	10.3	*	100	N
7392-1500	1-1/2	38.1	2	1.937	49.2	0.83	0.38	6.0	152.4	150	10.3	*	100	Y
7392-2000	2	50.8	2	2.425	61.6	1.04	0.47	7.0	177.8	150	10.3	*	100	Y
7392-2500	2-1/2	63.5	2	2.965	75.3	1.46	0.66	8.0	203.2	150	10.3	*	100	Y
7392-3000	3	76.2	2	3.528	89.6	2.00	0.91	10.0	254.0	150	10.3	*	100	Y
7392-4000	4	107.0	2	4.583	116.4	2.90	1.32	14.0	355.6	150	10.3	*	100	Y
7392-5000	5	127.0	2	5.669	144.0	4.16	1.89	22.0	558.8	100	6.9	*	100	N
7392-6000	6	152.4	4	6.831	173.5	6.22	2.82	30.0	762.0	100	6.9	*	100	Y
7392-600020	6	152.4	4	6.831	173.5	6.22	2.82	30.0	762.0	100	6.9	*	20	Y
7392-8000	8	203.2	4	8.921	226.6	9.32	4.23	38.0	965.2	100	6.9	*	50	N
7392-800020	8	203.2	4	8.921	226.6	9.32	4.23	38.0	965.2	100	6.9	*	20	N
7392-10000	10	254.0	4	10.984	279.0	12.22	5.54	50.0	1270.0	100	7.0	*	50	N
7392-12000	12	304.8	4	13.094	332.6	16.51	7.49	66.0	1676.4	100	7.0	*	50	N

* **Couplings:** Refer to CrimpSource at www.safehose.com for coupling recommendations and crimp specifications.

** **Stock:** "Y" indicates stocked item; "N" indicates non-stocked item. Stock status subject to change. Contact Parker Customer Service.

⚠ WARNING! Couplings attached with bands or clamps may reduce the working pressure of the hose assembly to less than the maximum rated working pressure of the hose. Refer to the [NAHAD Industrial Hose Assembly Guidelines](#).



SUPER-FLEX® EPDM Water Suction Hose

Series 7392E

Series 7392E is a lightweight suction and discharge hose designed to handle alkalies, brine, glycols, herbicides, mild chemicals, slurries and water. The hose construction incorporates a wire helix that provides full suction capability and kink resistance. The EPDM cover is resistant to abrasion, heat, mild chemicals and weathering.

Tube:	Black EPDM
Reinforcement:	Multiple textile plies with wire helix
Cover:	Black EPDM; wrapped finish
Temp. Range:	-40°F to +180°F (-40°C to +82°C)
Brand Method:	White text on blue stripe
Brand Example:	PARKER SERIES 7392E WATER SUCTION HOSE – XXX PSI MAX WP
Industry Standards:	None applicable
Applications:	<ul style="list-style-type: none"> Alkalies, brine, glycols, herbicides, mild chemicals, slurries, water Agriculture, construction, general industrial, irrigation, surface mining
Vacuum:	Full
Compare to:	Gates Barracuda; Veyance Plicord Con-Ag Water S&D
Packaging:	Coils

Part Number	ID (in)	ID (mm)	Reinf Plies	OD (in)	OD (mm)	Approx Wt (lbs/ft)	Approx Wt (kg/ft)	Min Bend Rad (in)	Min Bend Rad (mm)	Max Rec WP (psi)	Max Rec WP (bar)	Perm Cplg Rec *	Std Pack Qty (ft)	Stock Status **
7392E-1500	1-1/2	38.1	2	1.890	48.0	0.72	0.33	6.0	152.4	150	10.3	*	100	Y
7392E-2000	2	50.8	2	2.440	62.0	1.08	0.49	7.0	177.8	150	10.3	*	100	Y
7392E-2500	2-1/2	63.5	2	2.950	74.9	1.45	0.66	8.0	203.2	150	10.3	*	100	Y
7392E-3000	3	76.2	2	3.500	88.9	1.80	0.82	10.0	254.0	150	10.3	*	100	Y
7392E-4000	4	107.0	2	4.530	115.1	2.43	1.10	22.0	558.8	100	6.9	*	100	Y
7392E-6000	6	152.4	4	6.570	166.9	4.16	1.89	30.0	762.0	100	6.9	*	100	Y

* **Couplings:** Refer to CrimpSource at www.safehose.com for coupling recommendations and crimp specifications.

** **Stock:** "Y" indicates stocked item; "N" indicates non-stocked item. Stock status subject to change. Contact Parker Customer Service.

⚠ WARNING! Couplings attached with bands or clamps may reduce the working pressure of the hose assembly to less than the maximum rated working pressure of the hose. [Refer to the NAHAD Industrial Hose Assembly Guidelines.](#)



WALRUS™ EPDM Water Suction Hose

Series SW500

Series SW500 is a suction and discharge hose designed to handle alkalies, brine, glycols, herbicides, mild chemicals, slurries and water. The hose construction incorporates a dual wire helix that provides full suction capability and kink resistance. The EPDM cover is resistant to abrasion, heat, mild chemicals and weathering.

Tube:	Black EPDM
Reinforcement:	Multiple textile plies with dual wire helix
Cover:	Black EPDM; wrapped finish
Temp. Range:	-40°F to +200°F (-40°C to +93°C)
Brand Method:	Blue text on black stripe
Brand Example:	PARKER SERIES SW500 WALRUS™ EPDM WATER SUCTION HOSE XXX PSI WP MADE IN USA
Design Factor:	4:1
Industry Standards:	None applicable
Applications:	<ul style="list-style-type: none"> • Alkalies, brine, glycols, herbicides, mild chemicals, slurries, water • Agriculture, construction, general industrial, irrigation, surface mining
Vacuum:	Full
Packaging:	Coils

Part Number	ID (in)	ID (mm)	Reinf Plies	OD (in)	OD (mm)	Approx Wt (lbs/ft)	Approx Wt (kg/ft)	Min Bend Rad (in)	Min Bend Rad (mm)	Max Rec WP (psi)	Max Rec WP (bar)	Perm Cplg Rec *	Std Pack Qty (ft)	Stock Status **
SW500-1500	1-1/2	38.1	2	1.875	47.6	0.53	0.24	6.0	152.4	200	13.8	*	100	Y
SW500-2000	2	50.8	2	2.438	61.9	0.76	0.34	8.0	203.2	150	10.3	*	100	Y
SW500-2500	2-1/2	63.5	2	2.938	74.6	1.14	0.52	11.0	279.4	150	10.3	*	100	N
SW500-3000	3	76.2	2	3.438	87.3	1.46	0.66	14.0	355.6	150	10.3	*	100	Y
SW500-4000	4	101.6	2	4.500	114.3	2.12	0.96	18.0	457.2	150	10.3	*	100	Y
SW500-6000	6	152.4	2	6.625	168.3	3.71	1.68	28.0	711.2	150	10.3	*	100	Y

* **Couplings:** Refer to CrimpSource at www.safehose.com for coupling recommendations and crimp specifications.

** **Stock:** "Y" indicates stocked item; "N" indicates non-stocked item. Stock status subject to change. Contact Parker Customer Service.

⚠ WARNING! Couplings attached with bands or clamps may reduce the working pressure of the hose assembly to less than the maximum rated working pressure of the hose. Refer to the [NAHAD Industrial Hose Assembly Guidelines](#).



Lightweight Water Suction Hose

Series SW300

Series SW300 is a large diameter, lightweight suction and discharge hose for slurries and water. The hose construction incorporates a dual wire helix that provides full suction capability and kink resistance. The SBR cover is resistant to abrasion and weathering.

NOTE: For larger diameter hose, refer to Series EW300.

Tube:	Black SBR
Reinforcement:	Multiple textile plies with dual wire helix
Cover:	Black SBR; wrapped finish
Temp. Range:	-40°F to +180°F (-40°C to +82°C)
Brand Method:	Not branded
Design Factor:	4:1
Industry Standards:	None applicable
Applications:	<ul style="list-style-type: none"> • Slurries, water • Construction, general industrial, surface mines
Vacuum:	Full
Compare to:	Gates Barracuda; Veyance Plicord Con-Ag Water S&D
Packaging:	Coils

Part Number	ID (in)	ID (mm)	Reinf Plies	OD (in)	OD (mm)	Approx Wt (lbs/ft)	Approx Wt (kg/ft)	Min Bend Rad (in)	Min Bend Rad (mm)	Max Rec WP (psi)	Max Rec WP (bar)	Perm Cplg Rec *	Std Pack Qty (ft)	Stock Status **
SW300-6000	6	152.4	2	6.625	168.3	3.64	1.65	30.0	762.0	100	6.9	*	100	N
SW300-8000	8	203.2	4	9.188	233.4	11.07	5.02	48.0	1219.2	100	6.9	*	100	N

* **Couplings:** Refer to CrimpSource at www.safehose.com for coupling recommendations and crimp specifications.

** **Stock:** "Y" indicates stocked item; "N" indicates non-stocked item. Stock status subject to change. Contact Parker Customer Service.

⚠ WARNING! Couplings attached with bands or clamps may reduce the working pressure of the hose assembly to less than the maximum rated working pressure of the hose. [Refer to the NAHAD Industrial Hose Assembly Guidelines.](#)



SUPER-FLEX® EPDM Heavy Duty Water Suction Hose Series 7325

Series 7325 is a heavy duty, high pressure suction and discharge hose designed to handle alkalis, brine, glycols, herbicides, mild chemicals, slurries and water. The hose construction incorporates a wire helix that provides full suction capability and kink resistance, with a heavy wall and elevated working pressure for durability and superior service. The EPDM cover is resistant to abrasion, heat, mild chemicals and weathering. Series 7325 is available in 200-foot continuous lengths.

Tube:	Black EPDM
Reinforcement:	Multiple textile plies with wire helix
Cover:	Black EPDM; wrapped finish
Temp. Range:	-40°F to +212°F (-40°C to +100°C)
Brand Method:	White text on blue stripe
Brand Example:	PARKER SERIES 7325 HD WATER SUCTION 300 PSI MAX WP MADE IN USA
Design Factor:	4:1
Industry Standards:	None applicable
Applications:	<ul style="list-style-type: none"> Alkalies, brine, glycols, herbicides, mild chemicals, slurries, water Agriculture, construction, general industrial, irrigation surface mining
Vacuum:	Full
Packaging:	Coils

Part Number	ID (in)	ID (mm)	Reinf Plies	OD (in)	OD (mm)	Approx Wt (lbs/ft)	Approx Wt (kg/ft)	Min Bend Rad (in)	Min Bend Rad (mm)	Max Rec WP (psi)	Max Rec WP (bar)	Perm Cplg Rec *	Std Pack Qty (ft)	Stock Status **
7325-1500	1-1/2	38.1	4	2.094	53.2	1.07	0.48	6.0	152.4	300	20.7	*	100	Y
7325-2000	2	50.8	4	2.661	67.6	1.53	0.69	8.0	203.2	300	20.7	*	100	Y
7325-2500	2-1/2	63.5	4	3.228	82.0	2.11	0.96	10.0	254.0	300	20.7	TM	100	Y
7325-3000	3	76.2	4	3.700	94.0	2.39	1.08	12.0	304.8	300	20.7	*	100	N

* **Couplings:** Refer to CrimpSource at www.safehose.com for coupling recommendations and crimp specifications.

** **Stock:** "Y" indicates stocked item; "N" indicates non-stocked item. Stock status subject to change. Contact Parker Customer Service.

⚠ WARNING! Couplings attached with bands or clamps may reduce the working pressure of the hose assembly to less than the maximum rated working pressure of the hose. Refer to the [NAHAD Industrial Hose Assembly Guidelines](#).



Lightweight Water Suction Hose

Series EW300

Custom Made Hose

Series EW300 is a large diameter lightweight suction hose designed to handle slurries and water. The hose construction incorporates a wire helix that provides full suction capability and kink resistance, and the SBR cover is resistant to abrasion and weathering.

NOTE: For smaller diameter hose, refer to Series SW300.

Tube:	Black SBR
Reinforcement:	Multiple textile plies with wire helix
Cover:	Black SBR; wrapped finish
Temp. Range:	-40°F to +180°F (-40°C to +82°C)
Brand Method:	Black text on blue stripe
Brand Example:	PARKER WATER SERVICE
Design Factor:	3:1
Industry Standards:	None applicable
Applications:	<ul style="list-style-type: none"> • Slurries, water • Agriculture, construction, general industrial, irrigation
Vacuum:	Full
Couplings:	Built-in ends not available

Part Number	ID (in)	ID (mm)	Reinf Plies	OD (in)	OD (mm)	Approx Wt (lbs/ft)	Approx Wt (kg/ft)	Min Bend Rad (in)	Min Bend Rad (mm)	Max Rec WP (psi)	Max Rec WP (bar)
EW300-6625	6-5/8	168.3	2	7.500	190.5	5.90	2.68	40.0	1016.0	125	8.6
EW300-7000	7	177.8	2	7.875	200.0	7.00	3.18	42.0	1066.8	115	7.9
EW300-7500	7-1/2	190.5	2	8.375	212.7	7.50	3.40	45.0	1143.0	110	7.6
EW300-8000	8	203.2	2	8.875	225.4	8.40	3.81	48.0	1219.2	100	7.0
EW300-8625	8-5/8	219.1	2	9.625	244.5	10.60	4.81	52.0	1320.8	95	6.6
EW300-10000	10	254.0	2	10.969	278.6	13.00	5.90	60.0	1524.0	80	5.5
EW300-10750	10-3/4	273.1	2	11.844	300.8	17.20	7.80	65.0	1651.0	75	5.2
EW300-12000	12	304.8	2	13.125	333.4	18.00	8.16	72.0	1828.8	70	4.8
EW300-12750	12-3/4	323.9	2	13.875	352.4	22.00	9.98	77.0	1955.8	65	4.5
EW300-14000	14	355.6	2	15.125	384.2	24.00	10.89	84.0	2133.6	60	4.1
EW300-16000	16	406.4	2	17.125	435.0	27.30	12.38	96.0	2438.4	50	3.4
EW300-18000	18	457.2	2	19.125	485.8	30.60	13.88	108.0	2743.2	45	3.1

⚠ WARNING! Couplings attached with bands or clamps may reduce the working pressure of the hose assembly to less than the maximum rated working pressure of the hose. [Refer to the NAHAD Industrial Hose Assembly Guidelines.](#)



Heavy Duty Water Suction Hose

Series EW301

Custom Made Hose

Series EW301 is a large diameter heavy duty suction hose designed to handle slurries and water. The hose construction incorporates a wire helix that provides full suction capability and kink resistance, and the SBR cover is resistant to abrasion and weathering.

Tube:	Black SBR
Reinforcement:	Multiple textile plies with wire helix
Cover:	Black SBR; wrapped finish
Temp. Range:	-40°F to +180°F (-40°C to +82°C)
Brand Method:	Black text on blue stripe
Brand Example:	PARKER WATER SERVICE
Design Factor:	3:1 (plain ends); 4:1 (built-in ends)
Industry Standards:	None applicable
Applications:	<ul style="list-style-type: none"> • Slurries, water • Agriculture, construction, general industrial, irrigation, surface mining
Vacuum:	Full
Compare to:	Veyance Versiflo 100
Couplings:	Available with built-in ends per customer specification

Part Number	ID (in)	ID (mm)	Reinf Plies	OD (in)	OD (mm)	Approx Wt (lbs/ft)	Approx Wt (kg/ft)	Min Bend Rad (in)	Min Bend Rad (mm)	Max Rec WP (psi)	Max Rec WP (bar)
EW301-8000	8	203.2	4	9.125	231.8	10.90	4.94	48.0	1219.2	150	10.3
EW301-8625	8-5/8	219.1	4	9.750	247.6	11.70	5.31	56.0	1320.8	150	10.3
EW301-10000	10	254.0	4	11.125	282.6	14.50	6.58	60.0	1524.0	150	10.3
EW301-10750	10-3/4	273.1	4	12.000	304.8	18.80	8.53	68.0	1651.0	150	10.3
EW301-12000	12	304.8	4	13.313	338.2	20.90	9.48	72.0	1828.8	140	9.7
EW301-12750	12-3/4	323.9	4	14.000	355.6	22.10	10.02	80.0	1955.8	130	9.0
EW301-14000	14	355.6	4	15.313	389.0	26.10	11.84	84.0	2133.6	120	8.3
EW301-16000	16	406.4	4	17.313	439.8	29.60	13.43	96.0	2438.4	100	7.0
EW301-18000	18	457.2	4	19.313	490.6	33.20	15.06	108.0	2743.2	90	6.2

⚠ WARNING! Couplings attached with bands or clamps may reduce the working pressure of the hose assembly to less than the maximum rated working pressure of the hose. [Refer to the NAHAD Industrial Hose Assembly Guidelines.](#)



EPDM Water Discharge Hose

Series 7306E

Series 7306E is a lightweight discharge hose designed to handle alkalis, brine, glycols, herbicides, mild chemicals, slurries and water. The EPDM cover is resistant to abrasion, heat, mild chemicals and weathering.

Tube:	Black EPDM
Reinforcement:	Multiple textile plies
Cover:	Black EPDM; wrapped finish
Temp. Range:	-20°F to +180°F (-29°C to +82°C)
Brand Method:	White text on blue stripe
Brand Example:	PARKER SERIES 7306E WATER DISCHARGE HOSE 150 PSI MAX WP
Industry Standards:	None applicable
Applications:	<ul style="list-style-type: none"> Alkalies, brine, glycols, herbicides, mild chemicals, slurries, water Agriculture, construction, general industrial, irrigation, surface mining
Vacuum:	Not recommended
Compare to:	Veyance Plicord Water Discharge 150
Packaging:	Coils

Part Number	ID (in)	ID (mm)	Reinf Plies	OD (in)	OD (mm)	Approx Wt (lbs/ft)	Approx Wt (kg/ft)	Max Rec WP (psi)	Max Rec WP (bar)	Perm Cplg Rec *	Std Pack Qty (ft)	Stock Status **
7306E-1500	1-1/2	38.1	2	1.800	46.0	0.42	0.19	150	10.3	*	100	Y
7306E-2000	2	50.8	2	2.350	58.4	0.65	0.29	150	10.3	*	100	Y
7306E-2500	2-1/2	63.5	2	2.880	71.1	0.80	0.36	150	10.3	*	100	Y
7306E-3000	3	76.2	2	3.450	84.4	1.25	0.57	150	10.3	*	100	Y
7306E-4000	4	102.0	2	4.450	110.8	1.40	0.64	150	10.3	*	100	Y

* **Couplings:** Refer to CrimpSource at www.safehose.com for coupling recommendations and crimp specifications.

** **Stock:** "Y" indicates stocked item; "N" indicates non-stocked item. Stock status subject to change. Contact Parker Customer Service.

⚠ WARNING! Couplings attached with bands or clamps may reduce the working pressure of the hose assembly to less than the maximum rated working pressure of the hose. [Refer to the NAHAD Industrial Hose Assembly Guidelines.](#)



DAY-FLO® EPDM Heavy Duty Water Discharge Hose Series 7306H

Series 7306H is a heavy duty discharge hose designed to handle alkalis, brine, glycols, herbicides, mild chemicals, slurries and water. The hose construction incorporates a heavy wall and elevated working pressure for durability and superior service. The EPDM cover is resistant to abrasion, heat, mild chemicals and weathering. Series 7306H is available in 200-foot continuous lengths.

Tube:	Black EPDM
Reinforcement:	Multiple textile plies
Cover:	Black EPDM; wrapped finish
Temp. Range:	-30°F to +212°F (-34°C to +100°C)
Brand Method:	White text on blue stripe
Brand Example:	PARKER SERIES 7306H DAY-FLO H.D. WATER DISCHARGE HOSE XXX PSI MAX WP MADE IN USA 001 (LOT#)
Design Factor:	4:1
Industry Standards:	None applicable
Applications:	<ul style="list-style-type: none"> Alkalis, brine, glycols, herbicides, mild chemicals, slurries, water Agriculture, construction, general industrial, irrigation, surface mining
Vacuum:	Not recommended
Compare to:	Kuriyama Heavy Water Discharge; Veyance Plicord HD Water Discharge
Packaging:	Coils

Part Number	ID (in)	ID (mm)	Reinf Plies	OD (in)	OD (mm)	Approx Wt (lbs/ft)	Approx Wt (kg/ft)	Max Rec WP (psi)	Max Rec WP (bar)	Perm Cplg Rec *	Std Pack Qty (ft)	Stock Status **
7306H-1500	1-1/2	38.0	4	2.032	51.6	0.85	0.39	200	13.8	*	100	N
7306H-2000	2	50.8	4	2.536	64.4	1.10	0.50	200	13.8	*	100	Y
7306H-2500	2-1/2	63.5	4	3.050	77.4	1.34	0.61	200	13.8	*	100	Y
7306H-3000	3	76.2	4	3.550	90.1	1.59	0.72	200	13.8	*	100	N
7306H-4000	4	101.6	4	4.556	115.7	2.10	0.95	200	13.8	*	100	Y
7306H-5000	5	127.0	4	5.582	141.7	2.75	1.25	200	13.8	*	100	N
7306H-6000	6	152.4	4	6.646	168.8	3.30	1.50	200	13.8	*	100	Y
7306H-8000	8	203.2	4	8.644	219.6	4.35	1.97	200	13.8	*	100	N
7306H-10000	10	254.0	4	10.646	270.4	5.40	2.45	150	10.3	*	50	N

* **Couplings:** Refer to CrimpSource at www.safehose.com for coupling recommendations and crimp specifications.

** **Stock:** "Y" indicates stocked item; "N" indicates non-stocked item. Stock status subject to change. Contact Parker Customer Service.

⚠ WARNING! Couplings attached with bands or clamps may reduce the working pressure of the hose assembly to less than the maximum rated working pressure of the hose. Refer to the [NAHAD Industrial Hose Assembly Guidelines](#).



Medium Duty Water Discharge Hose

Series SS155

Series SS155 is a large diameter, medium duty discharge hose designed to handle slurries and water. The SBR cover is resistant to abrasion and weathering.

Tube:	Black SBR
Reinforcement:	Multiple textile plies
Cover:	Black SBR; wrapped finish
Temp. Range:	-40°F to +180°F (-40°C to +82°C)
Brand Method:	Not branded
Design Factor:	4:1
Industry Standards:	None applicable
Applications:	<ul style="list-style-type: none"> • Slurries, water • Construction, general industrial, surface mines
Vacuum:	Not recommended
Packaging:	Coils

Part Number	ID (in)	ID (mm)	Reinf Plies	OD (in)	OD (mm)	Approx Wt (lbs/ft)	Approx Wt (kg/ft)	Max Rec WP (psi)	Max Rec WP (bar)	Perm Cplg Rec *	Std Pack Qty (ft)	Stock Status **
SS155-4000	4	101.6	4	4.438	112.7	1.39	0.63	200	13.8	*	100	N
SS155-6000	6	152.4	4	6.438	163.5	2.02	0.92	150	10.3	*	100	N

* **Couplings:** Refer to CrimpSource at www.safehose.com for coupling recommendations and crimp specifications.

** **Stock:** "Y" indicates stocked item; "N" indicates non-stocked item. Stock status subject to change. Contact Parker Customer Service.

⚠ WARNING! Couplings attached with bands or clamps may reduce the working pressure of the hose assembly to less than the maximum rated working pressure of the hose. [Refer to the NAHAD Industrial Hose Assembly Guidelines.](#)



Heavy Duty Water Discharge Hose

Series ES104

Custom Made Hose

Series ES104 is a large diameter heavy duty discharge hose designed to handle slurries and water. The hose construction incorporates a heavy wall and elevated working pressure for durability and superior service, and the SBR cover is resistant to abrasion and weathering.

Tube:	Black SBR
Reinforcement:	Multiple textile plies
Cover:	Black SBR; wrapped finish
Temp. Range:	-40°F to +180°F (-40°C to +82°C)
Brand Method:	Black text on blue stripe
Brand Example:	PARKER WATER SERVICE
Design Factor:	3:1 (plain ends); 4:1 (built-in ends)
Industry Standards:	None applicable
Applications:	<ul style="list-style-type: none"> • Slurries, water • Agriculture, construction, general industrial, irrigation, surface mining
Vacuum:	Not recommended
Couplings:	Available with built-in ends per customer specification

Part Number	ID (in)	ID (mm)	Reinf Plies	OD (in)	OD (mm)	Approx Wt (lbs/ft)	Approx Wt (kg/ft)	Max Rec WP (psi)	Max Rec WP (bar)
ES104-8000	8	203.2	4	8.668	220.7	5.00	2.27	175	12.1
ES104-8625	8-5/8	219.1	4	9.344	237.3	5.50	2.49	175	12.1
ES104-10000	10	254.0	4	10.688	271.5	6.20	2.81	150	10.3
ES104-10750	10-3/4	273.1	4	11.500	292.1	6.70	3.04	150	10.3
ES104-12000	12	304.8	4	12.688	322.3	7.00	3.18	140	9.7
ES104-12750	12-3/4	323.9	4	13.500	342.9	7.80	3.54	130	9.0
ES104-14000	14	355.6	4	14.688	373.1	8.50	3.86	120	8.3
ES104-16000	16	406.4	4	16.531	419.9	9.70	4.40	100	7.0
ES104-18000	18	457.2	4	18.688	474.7	11.00	4.99	90	6.2



Lightweight Water Discharge Hose

Series ES115

Custom Made Hose

Series ES115 is a large diameter lightweight discharge hose designed to handle slurries and water. The hose construction incorporates a medium wall, and the SBR cover is resistant to abrasion and weathering.

Tube:	Black SBR
Reinforcement:	Multiple textile plies
Cover:	Black SBR; wrapped finish
Temp. Range:	-40°F to +180°F (-40°C to +82°C)
Brand Method:	Black text on blue stripe
Brand Example:	PARKER WATER SERVICE
Design Factor:	3:1
Industry Standards:	None applicable
Applications:	<ul style="list-style-type: none"> • Slurries, water • Agriculture, construction, general industrial, irrigation
Vacuum:	Not recommended
Couplings:	Built-in ends not available

Part Number	ID (in)	ID (mm)	Reinf Plies	OD (in)	OD (mm)	Approx Wt (lbs/ft)	Approx Wt (kg/ft)	Max Rec WP (psi)	Max Rec WP (bar)
ES115-8000	8	203.2	2	8.500	215.9	3.90	1.77	100	7.0
ES115-8625	8-5/8	219.1	2	9.125	231.8	4.30	1.95	95	6.6
ES115-10000	10	254.0	2	10.531	267.5	5.00	2.27	80	5.5
ES115-10750	10-3/4	273.1	2	11.313	287.3	5.30	2.40	75	5.2
ES115-12000	12	304.8	2	12.531	318.3	6.00	2.72	70	4.8
ES115-12750	12-3/4	323.9	2	13.313	338.1	6.40	2.90	65	4.5
ES115-14000	14	355.6	2	14.531	369.1	7.00	3.18	60	4.1
ES115-16000	16	406.4	2	16.531	419.9	7.90	3.58	50	3.4
ES115-18000	18	457.2	2	18.531	470.7	8.90	4.04	45	3.1

⚠ WARNING! Couplings attached with bands or clamps may reduce the working pressure of the hose assembly to less than the maximum rated working pressure of the hose. [Refer to the NAHAD Industrial Hose Assembly Guidelines.](#)



High Pressure Water Jetting Hose

Series 7335

Series 7335 is a standard duty jetting hose designed to handle slurries and water. The hose construction provides high pressure, high volume flow for cleanup and washdown applications. The SBR cover is resistant to abrasion and weathering. Series 7335 is available in 200-foot continuous lengths.

Tube:	Black SBR
Reinforcement:	Multiple textile plies
Cover:	Black SBR; wrapped finish
Temp. Range:	-40°F to +180°F (-40°C to +82°C)
Brand Method:	Black text on blue stripe
Brand Example:	PARKER SERIES 7335 WATER JETTING HOSE 500 PSI MAX WP MADE IN USA (LOT#)
Design Factor:	4:1
Industry Standards:	None applicable
Applications:	<ul style="list-style-type: none"> • Slurries, water • Cable cover, cleaning, stripping, washdown • Construction, general industrial, oil field, shipyards
Vacuum:	Not recommended
Packaging:	Coils

Part Number	ID (in)	ID (mm)	Reinf Plies	OD (in)	OD (mm)	Approx Wt (lbs/ft)	Approx Wt (kg/ft)	Max Rec WP (psi)	Max Rec WP (bar)	Perm Cplg Rec *	Std Pack Qty (ft)	Stock Status **
7335-1250	1-1/4	31.8	2	1.750	44.0	0.58	0.26	500	34.5	*	100	N
7335-1500	1-1/2	38.1	2	2.008	51.0	0.68	0.31	500	34.5	*	100	N
7335-2000	2	50.8	4	2.637	67.0	1.11	0.50	500	34.5	*	100	N
7335-2500	2-1/2	63.5	4	3.165	80.4	1.43	0.65	500	34.5	*	100	N
7335-3000	3	76.2	4	3.736	94.9	1.83	0.83	500	34.5	*	100	N
7335-4000	4	101.6	6	4.898	124.4	2.90	1.32	500	34.5	*	100	Y

* **Couplings:** Refer to CrimpSource at www.safehose.com for coupling recommendations and crimp specifications.

** **Stock:** "Y" indicates stocked item; "N" indicates non-stocked item. Stock status subject to change. Contact Parker Customer Service.

⚠ WARNING! Couplings attached with bands or clamps may reduce the working pressure of the hose assembly to less than the maximum rated working pressure of the hose. [Refer to the NAHAD Industrial Hose Assembly Guidelines.](#)



Lightweight High Pressure Water Jetting Hose

Series SS122

Series SS122 is a lightweight, high pressure, high volume water jetting hose for cleaning, stripping and washdown applications. The SBR cover is resistant to abrasion and weathering.

Tube:	Black SBR
Reinforcement:	Multiple textile plies
Cover:	Black SBR; wrapped finish
Temp. Range:	-40°F to +180°F (-40°C to +82°C)
Brand Method:	Black text on blue stripe
Brand Example:	PARKER SS122 HIGH PRESSURE JETTING HOSE XXX PSI WP MADE IN USA
Design Factor:	4:1
Industry Standards:	None applicable
Applications:	<ul style="list-style-type: none"> • Slurries, water • Cleaning, stripping, washdown • Construction, general industrial, oil field, shipyards
Vacuum:	Not recommended
Packaging:	Coils

Part Number	ID (in)	ID (mm)	Reinf Plies	OD (in)	OD (mm)	Approx Wt (lbs/ft)	Approx Wt (kg/ft)	Max Rec WP (psi)	Max Rec WP (bar)	Perm Cplg Rec *	Std Pack Qty (ft)	Stock Status **
SS122-1250	1-1/4	31.8	2	1.688	42.9	0.49	0.22	500	34.5	*	100	Y
SS122-1500	1-1/2	38.1	2	1.938	49.2	0.60	0.27	500	34.5	*	100	Y
SS122-2000	2	50.8	2	2.500	63.5	0.96	0.44	500	34.5	*	100	Y
SS122-2500	2-1/2	63.5	2	3.000	76.2	1.15	0.52	500	34.5	*	100	Y
SS122-3000	3	76.2	2	3.500	88.9	1.36	0.62	500	27.6	*	100	N
SS122-4000	4	101.6	2	4.500	114.3	1.75	0.79	300	20.7	*	100	Y

* **Couplings:** Refer to CrimpSource at www.safehose.com for coupling recommendations and crimp specifications.

** **Stock:** "Y" indicates stocked item; "N" indicates non-stocked item. Stock status subject to change. Contact Parker Customer Service.

⚠ WARNING! Couplings attached with bands or clamps may reduce the working pressure of the hose assembly to less than the maximum rated working pressure of the hose. [Refer to the NAHAD Industrial Hose Assembly Guidelines.](#)



High Pressure Water Jetting Hose

Series SS111

Series SS111 is a heavy duty jetting hose for slurries and water. The hose construction provides high pressure, high volume flow for cleanup and washdown applications, and the SBR cover is resistant to abrasion and weathering.

Tube:	Black SBR
Reinforcement:	Multiple textile plies
Cover:	Black SBR; wrapped finish
Temp. Range:	-40°F to +180°F (-40°C to +82°C)
Brand Method:	Black text on blue stripe
Brand Example:	PARKER SERIES SS111 HIGH PRESSURE WATER JETTING XXX PSI WP MADE IN USA
Design Factor:	4:1
Industry Standards:	None applicable
Applications:	<ul style="list-style-type: none"> • Slurries, water • Cable cover, cleaning, stripping, washdown • Construction, general industrial, oil field, shipyards
Vacuum:	Not recommended
Packaging:	Coils

Part Number	ID (in)	ID (mm)	Reinf Plies	OD (in)	OD (mm)	Approx Wt (lbs/ft)	Approx Wt (kg/ft)	Max Rec WP (psi)	Max Rec WP (bar)	Perm Cplg Rec *	Std Pack Qty (ft)	Stock Status **
SS111-2000	2	50.8	6	2.813	71.4	1.13	0.51	800	55.2	*	100	N
SS111-2500	2-1/2	63.5	6	3.313	84.2	1.37	0.62	800	55.2	*	100	N
SS111-3000	3	76.2	6	3.813	96.8	2.42	1.10	800	55.2	*	100	Y
SS111-4000	4	101.6	6	4.813	122.2	3.10	1.41	800	55.2	*	100	Y
SS111-5000	5	127.0	6	5.813	147.6	3.77	1.71	500	34.5	*	100	N
SS111-6000	6	152.4	8	7.000	177.8	5.23	2.37	500	34.5	*	100	Y

* **Couplings:** Refer to CrimpSource at www.safehose.com for coupling recommendations and crimp specifications.

** **Stock:** "Y" indicates stocked item; "N" indicates non-stocked item. Stock status subject to change. Contact Parker Customer Service.

⚠ WARNING! Couplings attached with bands or clamps may reduce the working pressure of the hose assembly to less than the maximum rated working pressure of the hose. [Refer to the NAHAD Industrial Hose Assembly Guidelines.](#)



STINGER™ II

High Pressure Mine and Multipurpose Hose

MSHA

Series 7268E

Series 7268E is a versatile, high pressure hose designed to handle air, mild chemicals, oil, and water. The hose construction incorporates high tensile wire braid reinforcement that provides durability, kink resistance, high pressure capability, and superior coupling retention. The flame resistant bright yellow cover meets MSHA requirements and is also resistant to abrasion and oil. Series 7268E provides service for high pressure air, dust suppression and water applications in construction, general industrial, mines and quarries.

Tube:	Black nitrile
Reinforcement:	One wire braid
Cover:	Yellow nitrile/PVC; perforated wrapped finish
Temp. Range:	-20°F to +212°F (-29°C to +100°C)
Brand Method:	Embossed (1-1/2" black ink)
Brand Example:	PARKER SERIES 7268E STINGER II (ID) 1000 PSI MAX WP MSHA #
Design Factor:	4:1
Industry Standards:	MSHA
Applications:	<ul style="list-style-type: none"> Air, mild chemicals, oil, water Heavy duty air tools, compressors; drill hose, dust suppression in mines Construction, general industrial, mines and quarries
Vacuum:	Not recommended
Compare to:	Boston Concord Yellow Jack; Gates 1000MP/Mine Spray; Veyance Minespray, Super Ortac
Packaging:	Reels, cartons

Part Number	ID (in)	ID (mm)	Reinf Braids	OD (in)	OD (mm)	Approx Wt (lbs/ft)	Approx Wt (kg/ft)	Min Bend Rad (in)	Min Bend Rad (mm)	Max Rec WP (psi)	Max Rec WP (bar)	Perm Cplg Rec *	Std Pack Qty (ft)	Stock Status **
7268E-751	3/4	19.1	1	1.043	26.5	0.34	0.15	6.0	152.4	1000	68.9	HY, 43	524	Y
7268E-751050	3/4	19.1	1	1.043	26.5	0.34	0.15	6.0	152.4	1000	68.9	HY, 43	50	Y
7268E-751100	3/4	19.1	1	1.043	26.5	0.34	0.15	6.0	152.4	1000	68.9	HY, 43	100	Y
7268E-1001	1	25.4	1	1.339	34.0	0.50	0.23	8.0	203.2	1000	68.9	HY, 43	524	Y
7268E-1001050	1	25.4	1	1.339	34.0	0.50	0.23	8.0	203.2	1000	68.9	HY, 43	50	Y
7268E-1001100	1	25.4	1	1.339	34.0	0.50	0.23	8.0	203.2	1000	68.9	HY, 43	100	Y
7268E-1251050	1-1/4	31.8	1	1.630	41.4	0.67	0.30	12.0	304.8	1000	68.9	HY, 43	50	Y
7268E-1251100	1-1/4	31.8	1	1.630	41.4	0.67	0.30	12.0	304.8	1000	68.9	HY, 43	100	Y
7268E-1501050	1-1/2	38.1	1	1.890	48.0	0.86	0.39	14.0	355.6	1000	68.9	43	50	Y
7268E-1501100	1-1/2	38.1	1	1.890	48.0	0.86	0.39	14.0	355.6	1000	68.9	43	100	Y
7268E-2001	2	50.8	1	2.437	62.0	1.14	0.52	18.0	457.2	1000	68.9	43	50	Y
7268E-2001100	2	50.8	1	2.437	62.0	1.14	0.52	18.0	457.2	1000	68.9	43	100	Y

* **Couplings:** Refer to CrimpSource at www.safehose.com for coupling recommendations and crimp specifications.

** **Stock:** "Y" indicates stocked item; "N" indicates non-stocked item. Stock status subject to change. Contact Parker Customer Service.

⚠ WARNING! Couplings attached with bands or clamps may reduce the working pressure of the hose assembly to less than the maximum rated working pressure of the hose. [Refer to the NAHAD Industrial Hose Assembly Guidelines.](#)



YELLOW BIRD®

High Pressure Mine and Multipurpose Hose

MSHA

Series 7284

Series 7284 is a versatile, heavy duty high pressure hose designed to handle air, mild chemicals and water. The hose construction incorporates high tensile wire braid reinforcement that provides durability, kink resistance, high pressure capability, and superior coupling retention. The flame resistant bright yellow cover meets MSHA requirements and is also resistant to abrasion and oil. Series 7284 provides service for high pressure air, dust suppression and water applications in construction, general industrial, mines and quarries.

Tube:	Black SBR
Reinforcement:	One wire braid
Cover:	Yellow nitrile/PVC; perforated wrapped finish
Temp. Range:	-20°F to +212°F (-29°C to +100°C)
Brand Method:	Black ink
Brand Example:	PARKER SERIES 7284 YELLOW BIRD® HOSE XXXX PSI MAX WP MSHA # -- FLAME RESISTANT MADE IN USA (DATE CODE)
Design Factor:	4:1
Industry Standards:	MSHA
Applications:	<ul style="list-style-type: none"> • Air, water • Heavy duty air tools, compressors; drill hose, dust suppression in mines • Construction, general industrial, mines and quarries
Vacuum:	Not recommended
Compare to:	Boston Concord Yellow Jack; Gates 1000MP/Mine Spray; Thermoid Hercules 1000
Packaging:	Reels, cartons

Part Number	ID (in)	ID (mm)	Reinf Braids	OD (in)	OD (mm)	Approx Wt (lbs/ft)	Approx Wt (kg/ft)	Min Bend Rad (in)	Min Bend Rad (mm)	Max Rec WP (psi)	Max Rec WP (bar)	Perm Cplg Rec *	Std Pack Qty (ft)	Stock Status **
7284-381	3/8	9.5	1	0.700	17.8	0.23	0.10	6.0	152.4	1500	103.4	HY	500	Y
7284-381050	3/8	9.5	1	0.700	17.8	0.23	0.10	6.0	152.4	1500	103.4	HY	50	N
7284-381075	3/8	9.5	1	0.700	17.8	0.23	0.10	6.0	152.4	1500	103.4	HY	75	N
7284-381100	3/8	9.5	1	0.700	17.8	0.23	0.10	6.0	152.4	1500	103.4	HY	100	N
7284-501	1/2	12.7	1	0.969	24.6	0.37	0.17	7.0	177.8	1000	68.9	7661	500	Y
7284-501050	1/2	12.7	1	0.969	24.6	0.37	0.17	7.0	177.8	1000	68.9	7661	50	Y
7284-501100	1/2	12.7	1	0.969	24.6	0.37	0.17	7.0	177.8	1000	68.9	7661	100	N
7284-751	3/4	19.1	1	1.219	31.0	0.50	0.23	9.5	241.3	1000	68.9	HY	500	Y
7284-751050	3/4	19.1	1	1.219	31.0	0.50	0.23	9.5	241.3	1000	68.9	HY	50	Y
7284-751075	3/4	19.1	1	1.219	31.0	0.50	0.23	9.5	241.3	1000	68.9	HY	75	N
7284-751100	3/4	19.1	1	1.219	31.0	0.50	0.23	9.5	241.3	1000	68.9	HY	100	Y
7284-1001050	1	25.4	1	1.469	37.3	0.69	0.31	12.0	304.8	1000	68.9	7661	50	N

* **Couplings:** Refer to CrimpSource at www.safehose.com for coupling recommendations and crimp specifications.

** **Stock:** "Y" indicates stocked item; "N" indicates non-stocked item. Stock status subject to change. Contact Parker Customer Service.

⚠ WARNING! Couplings attached with bands or clamps may reduce the working pressure of the hose assembly to less than the maximum rated working pressure of the hose. Refer to the [NAHAD Industrial Hose Assembly Guidelines](#).



HURRICANE™

Pressure Washer Hose

Series 7258

Series 7258 is a flexible, high pressure, high temperature pressure washer hose for hot water and mild chemicals. The hose construction incorporates a high tensile wire braid reinforcement that provides durability, kink resistance and superior coupling retention. Both cover colors are resistant to oil and weathering.

NOTE: Do not use for carpet cleaning or steam service.

Tube: Black chloroprene
Reinforcement: One wire braid
Cover: Black (BK), Blue (BL) chloroprene; wrapped finish
Temp. Range: -40°F to +250°F (-40°C to +121°C)
Brand Method: White ink
Brand Example: PARKER SERIES 7258 HURRICANE™ 3000 PSI MAX WP MADE IN USA (DATE CODE)

Design Factor: 4:1 (1/2" @ 3.5:1)
Industry Standards: None applicable
Applications:

- Hot water, mild chemicals
- Agriculture, construction, general industrial, oil field, shipyards

Vacuum: Not recommended

Compare to: Gates Power Clean

Packaging: Reels

Part Number	ID (in)	ID (mm)	Reinf Braids	OD (in)	OD (mm)	Approx Wt (lbs/ft)	Approx Wt (kg/ft)	Min Bend Rad (in)	Min Bend Rad (mm)	Max Rec WP (psi)	Max Rec WP (bar)	Perm Cplg Rec *	Std Pack Qty (ft)	Stock Status **
7258-250BK	1/4	6.4	1	0.500	12.7	0.14	0.06	1.5	38.1	3000	206.8	HY, 43	500	Y
7258-380BK	3/8	9.5	1	0.625	15.7	0.19	0.09	2.0	50.8	3000	206.8	HY, 43	500	Y
7258-501BK	1/2	12.7	1	0.745	18.9	0.23	0.10	3.0	76.2	3000	206.8	HY, 43	500	N
7258-250BL	1/4	6.4	1	0.500	12.7	0.14	0.06	1.5	38.1	3000	206.8	43	500	Y
7258-380BL	3/8	9.5	1	0.625	15.7	0.19	0.09	2.0	50.8	3000	206.8	43	500	Y

Factory Assemblies: Available from stock in popular configurations. Refer to the following page.

* **Couplings:** Refer to CrimpSource at www.safehose.com for coupling recommendations and crimp specifications.

** **Stock:** "Y" indicates stocked item; "N" indicates non-stocked item. Stock status subject to change. Contact Parker Customer Service.

⚠ WARNING! Couplings attached with bands or clamps may reduce the working pressure of the hose assembly to less than the maximum rated working pressure of the hose. [Refer to the NAHAD Industrial Hose Assembly Guidelines.](#)

HURRICANE™

Pressure Washer Hose – Factory Assemblies

Series 7258BK (Black) and 7258BL (Blue)

Temp Range: -40°F to +250°F (-40°C to +121°C)

Design Factor: 4:1

Crimped-on Carbon Steel Rigid Male x Swivel Male,

Black PVC Bend Restrictors Each End

Coiled and Tied, No Center Disc

Cartons

NOTE: Refer to the previous page for bulk hose information.



Series 7258BK (Black)

Part Number	ID (in)	ID (mm)	Length (ft)	Length (mtrs)	Approx Wt (lbs/ea)	Approx Wt (kg/ea)	Max Rec WP (psi)	Max Rec WP (bar)	Std Pack Qty (ea)	Stock Status **
725825BKRS-600	1/4	6.4	50	15.24	7.25	3.29	3000	206.9	5	Y
725838BKRS-600	3/8	9.5	50	15.24	9.85	4.47	3000	206.9	5	Y

**** Stock:** "Y" indicates stocked item; "N" indicates non-stocked item. Stock status subject to change. Contact Parker Customer Service.

Series 72158BL (Blue)

Part Number	ID (in)	ID (mm)	Length (ft)	Length (mtrs)	Approx Wt (lbs/ea)	Approx Wt (kg/ea)	Max Rec WP (psi)	Max Rec WP (bar)	Std Pack Qty (ea)	Stock Status **
725825BLRS-600	1/4	6.4	50	15.24	7.25	3.29	3000	206.9	5	Y
725838BLRS-600	3/8	9.5	50	15.24	9.85	4.47	3000	206.9	5	Y

**** Stock:** "Y" indicates stocked item; "N" indicates non-stocked item. Stock status subject to change. Contact Parker Customer Service.

Black Molded PVC Strain Relievers / Bend Restrictors

NOTE: Use only with Series 7258BK / 7258BL

Part Number	Hose ID (in)	Hose ID (mm)	Strain Reliever ID (in)	Strain Reliever ID (mm)	Length (in)	Length (mm)	Std Pack Qty (ea)
S81550	1/4	6.4	0.530	13.5	7	177.8	Per Order
S81551	3/8	9.5	0.630	16.0	7	177.8	Per Order



BLUE RIBBON® Pressure Washer Hose

Series 7247

Series 7247 is a high temperature, medium duty pressure washer hose for hot water and mild chemicals in food processing plants and general industrial applications. The hose construction incorporates a high tensile wire braid reinforcement that provides durability, kink resistance and superior coupling retention. The thick blue cover is resistant to abrasion and fatty, oily foods.

NOTE: Do not use for carpet cleaning or steam service.

Tube:	Black chloroprene
Reinforcement:	One wire braid
Cover:	Blue chloroprene, perforated wrapped finish
Temp. Range:	-40°F to +250°F (-40°C to +121°C)
Brand Method:	White ink
Brand Example:	PARKER SERIES 7247 BLUE RIBBON® PRESSURE WASHER HOSE (ID) 1500 MAX WP (DATE CODE) NOT FOR STEAM SERVICE
Design Factor:	4:1
Industry Standards:	None applicable
Applications:	<ul style="list-style-type: none"> Hot water, mild chemicals Breweries, dairies, food/poultry processing plants, general industrial
Vacuum:	Not recommended
Compare to:	Boston Pressure Washer 3000; Gates Power Clean; Veyance Neptune
Packaging:	Reels, cartons

Part Number	ID (in)	ID (mm)	Reinf Braids	OD (in)	OD (mm)	Approx Wt (lbs/ft)	Approx Wt (kg/ft)	Min Bend Rad (in)	Min Bend Rad (mm)	Max Rec WP (psi)	Max Rec WP (bar)	Perm Cplg Rec *	Std Pack Qty (ft)	Stock Status **
7247-251BL	1/4	6.4	1	0.575	14.6	0.18	0.08	1.7	43.2	1500	103.4	HY	500	N
7247-381BL	3/8	9.5	1	0.700	17.8	0.24	0.11	2.2	55.9	1500	103.4	HY	500	N
7247-381BL050	3/8	9.5	1	0.700	17.8	0.24	0.11	2.2	55.9	1500	103.4	HY	6 x 50	N
7247-501BL	1/2	12.7	1	0.825	21.0	0.30	0.14	3.2	81.3	1500	103.4	HY	500	Y

* **Couplings:** Refer to CrimpSource at www.safehose.com for coupling recommendations and crimp specifications.

** **Stock:** "Y" indicates stocked item; "N" indicates non-stocked item. Stock status subject to change. Contact Parker Customer Service.

⚠ WARNING! Couplings attached with bands or clamps may reduce the working pressure of the hose assembly to less than the maximum rated working pressure of the hose. [Refer to the NAHAD Industrial Hose Assembly Guidelines.](#)



PWD™ High Pressure Washdown Hose Series 7143

Series 7143 is a flexible, high pressure, high temperature hose for hot water and mild chemicals in cleaning and washdown applications. The hose construction incorporates textile braided reinforcement for kink resistance and superior coupling retention. The non-marking cover is resistant to abrasion, heat, and fatty, oily foods. The multiple cover colors provide color-coded identification.

NOTE: Do not use for steam service.

Tube: Black EPDM
Reinforcement: Multiple textile braids
Cover: Black (BK), Gray (GY), Yellow (YL) EPDM; smooth finish
Temp. Range: -40°F to +250°F (-40°C to +121°C)
Brand Method: Black ink on gray and yellow hose; white ink on black hose
Brand Example: PARKER SERIES 7143 PWD (ID) XXXX PSI MAX WP MADE IN USA (DATE CODE)

Design Factor: 3.5:1

Industry Standards: None applicable

Applications:

- Hot water, mild chemicals
- Breweries, dairies, food/poultry processing plants, general industrial

Vacuum: Not recommended

Compare to: Boston Washdown 1250; Gates Cyclone; Veyance Fortress

Packaging: Reels

Other cover colors available:

BK = BLACK



YL = YELLOW



Part Number	ID (in)	ID (mm)	Reinf Braids	OD (in)	OD (mm)	Approx Wt (lbs/ft)	Approx Wt (kg/ft)	Min Bend Rad (in)	Min Bend Rad (mm)	Max Rec WP (psi)	Max Rec WP (bar)	Perm Cplg Rec *	Std Pack Qty (ft)	Stock Status **
7143-382BK	3/8	9.5	2	0.734	18.6	0.20	0.09	4.0	101.6	1500	103.4	HY	700	N
7143-382GY	3/8	9.5	2	0.734	18.6	0.20	0.09	4.0	101.6	1500	103.4	HY	700	Y
7143-382YL	3/8	9.5	2	0.734	18.6	0.20	0.09	4.0	101.6	1500	103.4	HY	700	N

* **Couplings:** Refer to CrimpSource at www.safehose.com for coupling recommendations and crimp specifications.

** **Stock:** "Y" indicates stocked item; "N" indicates non-stocked item. Stock status subject to change. Contact Parker Customer Service.

⚠ WARNING! Couplings attached with bands or clamps may reduce the working pressure of the hose assembly to less than the maximum rated working pressure of the hose. Refer to the [NAHAD Industrial Hose Assembly Guidelines](#).



ECW™ Economy White Washdown Hose Series 7079

Series 7079 is a flexible, lightweight, medium pressure washdown hose for hot water and mild chemicals in cleaning and washdown applications. The hose construction incorporates multiple plies of textile reinforcement that provide flexibility, and the white, non-marking cover is resistant to abrasion, heat and ozone.

NOTE: Do not expose to fatty or oily foods.

Tube:	Black EPDM
Reinforcement:	Multiple textile plies
Cover:	White EPDM; smooth finish
Temp. Range:	-40°F to +212°F (-40°C to +100°C)
Brand Method:	Black ink
Brand Example:	PARKER SERIES 7079 ECW™ ECONOMY WASHDOWN (ID) 300 PSI MAX WP MADE IN USA (DATE CODE)
Design Factor:	4:1
Industry Standards:	None applicable
Applications:	<ul style="list-style-type: none"> • Hot water, mild chemicals • Breweries, dairies, food processing plants, general industrial
Vacuum:	Not recommended
Compare to:	Veyance Sani-Wash 300
Packaging:	Reels, coils

Part Number	ID (in)	ID (mm)	Reinf Plies	OD (in)	OD (mm)	Approx Wt (lbs/ft)	Approx Wt (kg/ft)	Min Bend Rad (in)	Min Bend Rad (mm)	Max Rec WP (psi)	Max Rec WP (bar)	Perm Cplg Rec *	Std Pack Qty (ft)	Stock Status **
7079-75304	3/4	19.1	4	1.156	29.4	0.37	0.17	5.0	127.0	300	20.7	HY	400	Y
7079-7530450	3/4	19.1	4	1.156	29.4	0.50	0.23	5.0	127.0	300	20.7	HY	50	Y

* **Couplings:** Refer to CrimpSource at www.safehose.com for coupling recommendations and crimp specifications.

** **Stock:** "Y" indicates stocked item; "N" indicates non-stocked item. Stock status subject to change. Contact Parker Customer Service.

⚠ WARNING! Couplings attached with bands or clamps may reduce the working pressure of the hose assembly to less than the maximum rated working pressure of the hose. [Refer to the NAHAD Industrial Hose Assembly Guidelines.](#)



HDW™ Heavy Duty White Creamery Washdown Hose Series 7080

Series 7080 is a heavy duty, medium pressure washdown hose designed to handle hot water and mild chemicals in cleaning and washdown applications. The hose construction incorporates multiple plies of textile reinforcement that provide flexibility, and the white, non-marking cover is resistant to abrasion, heat and ozone.

NOTE: Do not expose to fatty or oily foods. Do not use for steam service.

Tube:	Black EPDM
Reinforcement:	Multiple textile plies
Cover:	White EPDM; perforated smooth finish
Temp. Range:	-40°F to +212°F (-40°C to +100°C)
Brand Method:	Black ink
Brand Example:	PARKER SERIES 7080 HDW™ CREAMERY WASHDOWN (ID) 300 PSI MAX WP MADE IN USA (DATE CODE)
Design Factor:	4:1
Industry Standards:	None applicable
Applications:	<ul style="list-style-type: none"> • Hot water, mild chemicals • Breweries, dairies, food processing plants, general industrial
Vacuum:	Not recommended
Compare to:	Veyance Plicord Washdown
Packaging:	Reels, coils

Part Number	ID (in)	ID (mm)	Reinf Plies	OD (in)	OD (mm)	Approx Wt (lbs/ft)	Approx Wt (kg/ft)	Min Bend Rad (in)	Min Bend Rad (mm)	Max Rec WP (psi)	Max Rec WP (bar)	Perm Cplg Rec *	Std Pack Qty (ft)	Stock Status **
7080-75304	3/4	19.1	4	1.25	31.8	0.48	0.22	6.5	165.1	300	20.7	HY	400	Y
7080-7530450	3/4	19.1	4	1.25	31.8	0.48	0.22	6.5	165.1	300	20.7	HY	50	N

* **Couplings:** Refer to CrimpSource at www.safehose.com for coupling recommendations and crimp specifications.

** **Stock:** "Y" indicates stocked item; "N" indicates non-stocked item. Stock status subject to change. Contact Parker Customer Service.

⚠ WARNING! Couplings attached with bands or clamps may reduce the working pressure of the hose assembly to less than the maximum rated working pressure of the hose. Refer to the [NAHAD Industrial Hose Assembly Guidelines](#).



WILDCATTER® White Washdown Hose Series 7360

Series 7360 is a low pressure washdown hose for hot water in cleaning applications where higher pressures are not required. The hose construction incorporates multiple plies of textile reinforcement that provide flexibility, and the white, non-marking cover is resistant to abrasion, heat and ozone.

NOTE: Do not expose to fatty or oily foods.

Tube:	White SBR
Reinforcement:	Multiple textile plies
Cover:	White SBR; wrapped finish
Temp. Range:	-20°F to +212°F (-29°C to +100°C)
Brand Method:	White text on blue stripe
Brand Example:	PARKER SERIES 7360 WILDCATTER® WASHDOWN HOSE 150 PSI WP MADE IN USA (LOT#)
Design Factor:	4:1
Industry Standards:	None applicable
Applications:	<ul style="list-style-type: none"> • Hot water • Breweries, dairies, food processing plants, general industrial, oil rigs, paper mills
Vacuum:	Not recommended
Compare to:	Veyance Plicord Washdown
Packaging:	Coils

Part Number	ID (in)	ID (mm)	Reinf Plies	OD (in)	OD (mm)	Approx Wt (lbs/ft)	Approx Wt (kg/ft)	Min Bend Rad (in)	Min Bend Rad (mm)	Max Rec WP (psi)	Max Rec WP (bar)	Perm Cplg Rec *	Std Pack Qty (ft)	Stock Status **
7360-50150	1/2	12.7	2	1.008	25.6	0.35	0.16	4.0	101.6	150	10.3	*	50	N
7360-75150	3/4	19.1	2	1.250	31.8	0.45	0.20	6.0	152.4	150	10.3	*	50	Y
7360-75150100	3/4	19.1	2	1.250	31.8	0.45	0.20	6.0	152.4	150	10.3	*	100	Y
7360-100150	1	25.4	2	1.598	40.6	0.71	0.32	8.0	203.2	150	10.3	*	50	Y
7360-150150	1-1/2	38.1	4	2.125	54.0	1.01	0.46	18.0	457.2	150	10.3	*	50	Y
7360-200150	2	50.8	4	2.748	69.8	1.60	0.73	24.0	609.6	150	10.3	*	50	N

* **Couplings:** Refer to CrimpSource at www.safehose.com for coupling recommendations and crimp specifications.

** **Stock:** "Y" indicates stocked item; "N" indicates non-stocked item. Stock status subject to change. Contact Parker Customer Service.

⚠ WARNING! Couplings attached with bands or clamps may reduce the working pressure of the hose assembly to less than the maximum rated working pressure of the hose. [Refer to the NAHAD Industrial Hose Assembly Guidelines.](#)



THORO-SPRAY® High Pressure Chemical Spray Hose

Series 7180

Series 7180 is a high pressure spray hose designed to handle liquid fertilizers, herbicides, many common chemicals and water. The hose construction incorporates braided textile reinforcement for kink resistance and superior coupling retention. The cover is resistant to mild chemicals and ozone, and is non-marking for commercial and residential use.

NOTES: • Refer to the [Safety and Technical](#) section of this catalog for safety, handling and use information.

- Refer to the [Chemical Guide](#) section of this catalog to determine compatibility with specific chemicals. Contact Parker for additional chemical compatibility information.

Tube:	Black nitrile
Reinforcement:	Multiple textile braids
Cover:	Green nitrile/PVC; wrapped finish
Temp. Range:	-20°F to +180°F (-29°C to +82°C)
Brand Method:	Black ink
Brand Example:	PARKER SERIES 7180 THORO-SPRAY® HOSE 800 PSI MAX WP
Design Factor:	4:1
Industry Standards:	None applicable
Applications:	<ul style="list-style-type: none"> • Fertilizers, pesticides • Agricultural, commercial and residential sprayers
Vacuum:	Not recommended
Packaging:	Reels

Part Number	ID (in)	ID (mm)	Reinf Braids	OD (in)	OD (mm)	Approx Wt (lbs/ft)	Approx Wt (kg/ft)	Min Bend Rad (in)	Min Bend Rad (mm)	Max Rec WP (psi)	Max Rec WP (bar)	Perm Cplg Rec *	Std Pack Qty (ft)	Stock Status **
7180-252	1/4	6.4	2	0.625	15.9	0.16	0.07	3.0	76.2	800	55.2	*	500	N
7180-382	3/8	9.5	2	0.750	19.1	0.21	0.10	4.0	101.6	800	55.2	HY	500	N
7180-502	1/2	12.7	2	0.938	23.8	0.31	0.14	5.0	127.0	800	55.2	HY	500	Y

* **Couplings:** Refer to CrimpSource at www.safehose.com for coupling recommendations and crimp specifications.

** **Stock:** "Y" indicates stocked item; "N" indicates non-stocked item. Stock status subject to change. Contact Parker Customer Service.

⚠ WARNING! It is the responsibility of the user to determine if the hose is suitable for the application. Most chemical resistance guides are based on temperatures of 70°F (21°C). Elevated temperatures can change the chemical resistance ratings. Many chemicals will become more aggressive as temperatures increase, reducing the ability of hose compounds to withstand them. Contact Parker for chemical compatibility data at elevated temperatures. If no data exists, users are required to perform compatibility testing at the desired temperature.



Heater Hose

SAE 20R3EC Class D-2

Series 7181

Series 7181 is a flexible, lightweight, high temperature coolant/heater hose for SAE service. The hose construction incorporates premium grade EPDM materials that provide electrochemical resistance to inhibit striations and rusting of hose-to-metal interfaces, and high temperature performance. The hose is resistant to abrasion, mild chemicals and weathering.

Tube:	Black EPDM
Reinforcement:	Multiple textile plies
Cover:	Black EPDM; smooth finish
Temp. Range:	-40°F to +257°F (-40°C to +125°C)
Brand Method:	White ink
Brand Example:	PARKER 7181 HEATER HOSE SAE 20R3EC D-2 (ID) XX PSI MAX WP ELECTROCHEMICALLY RESISTANT MADE IN USA (DATE CODE)
Design Factor:	4:1
Industry Standards:	SAE 20R3EC Class D2
Applications:	<ul style="list-style-type: none"> Coolant, hot water, mild chemicals Industrial and vehicle coolant systems; low pressure drain lines Agriculture, construction, general industrial, transportation
Vacuum:	Not recommended
Compare to:	Gates Green Stripe, Veyance OEM
Packaging:	Reels, cartons

Part Number	ID (in)	ID (mm)	Reinf Plies	OD (in)	OD (mm)	Approx Wt (lbs/ft)	Approx Wt (kg/ft)	Min Bend Rad (in)	Min Bend Rad (mm)	Max Rec WP (psi)	Max Rec WP (bar)	Perm Cplg Rec *	Std Pack Qty (ft)	Stock Status **
7181-251	1/4	6.4	2	0.526	13.4	0.10	0.05	2.5	63.5	65	4.5	*	700	Y
7181-381	3/8	9.5	2	0.690	17.5	0.16	0.07	5.0	127.0	65	4.5	*	600	Y
7181-501	1/2	12.7	2	0.815	20.7	0.19	0.09	6.0	152.4	65	4.5	*	500	Y
7181-631	5/8	15.9	2	0.940	23.9	0.23	0.10	8.0	203.2	65	4.5	HY	500	Y
7181-631050	5/8	15.9	2	0.940	23.9	0.23	0.10	8.0	203.2	65	4.5	HY	5 x 50	Y
7181-751	3/4	19.1	2	1.065	27.1	0.27	0.12	9.0	228.6	50	3.4	*	500	Y
7181-1001	1	25.4	2	1.339	34.0	0.37	0.17	12.0	304.8	45	3.1	*	300	Y

* **Couplings:** Refer to CrimpSource at www.safehose.com for coupling recommendations and crimp specifications.

** **Stock:** "Y" indicates stocked item; "N" indicates non-stocked item. Stock status subject to change. Contact Parker Customer Service.

⚠ WARNING! Couplings attached with bands or clamps may reduce the working pressure of the hose assembly to less than the maximum rated working pressure of the hose. [Refer to the NAHAD Industrial Hose Assembly Guidelines.](#)



Heater Hose

Series 7186

Series 7186 is a flexible, lightweight coolant/heater/water hose for standard duty service. The EPDM construction is resistant to abrasion, mild chemicals and weathering.

Tube:	Black EPDM
Reinforcement:	Multiple textile plies
Cover:	Black EPDM; smooth finish
Temp. Range:	-40°F to +212°F (-40°C to +100°C)
Brand Method:	White ink
Brand Example:	PARKER SERIES 7186 HEATER HOSE (ID) MADE IN USA
Design Factor:	4:1
Industry Standards:	None applicable
Applications:	<ul style="list-style-type: none"> Coolant, hot water, mild chemicals Industrial and vehicle coolant systems; low pressure drain line Agriculture, construction, general industrial, transportation
Vacuum:	Not recommended
Compare to:	Thermoid Black Standard Heater
Packaging:	Reels, cartons

Part Number	ID (in)	ID (mm)	Reinf Plies	OD (in)	OD (mm)	Approx Wt (lbs/ft)	Approx Wt (kg/ft)	Min Bend Rad (in)	Min Bend Rad (mm)	Max Rec WP (psi)	Max Rec WP (bar)	Perm Cplg Rec *	Std Pack Qty (ft)	Stock Status **
7186-501	1/2	12.7	2	0.781	19.8	0.17	0.08	6.0	152.4	125	8.6	*	500	Y
7186-501050	1/2	12.7	2	0.781	19.8	0.17	0.08	6.0	152.4	125	8.6	*	5 x 50	N
7186-631	5/8	15.9	2	0.906	23.0	0.20	0.09	8.0	203.2	90	6.2	*	500	Y
7186-631050	5/8	15.9	2	0.906	23.0	0.20	0.09	8.0	203.2	90	6.2	*	5 x 50	Y
7186-751	3/4	19.1	2	1.032	26.2	0.24	0.11	9.0	228.6	70	4.8	*	500	Y
7186-751050	3/4	19.1	2	1.032	26.2	0.24	0.11	9.0	228.6	70	4.8	*	5 x 50	N

* **Couplings:** Refer to CrimpSource at www.safehose.com for coupling recommendations and crimp specifications.

** **Stock:** "Y" indicates stocked item; "N" indicates non-stocked item. Stock status subject to change. Contact Parker Customer Service.

⚠ WARNING! Couplings attached with bands or clamps may reduce the working pressure of the hose assembly to less than the maximum rated working pressure of the hose. [Refer to the NAHAD Industrial Hose Assembly Guidelines.](#)



E-Z FORM™ GS

General Service Hose

SAE J20R2-D1 Performance

Series 7395

Series 7395 is an extremely flexible, lightweight low pressure hose designed to handle air, coolant, mild chemicals and water. The hose construction incorporates a tube that is resistant to commonly used coolant mixtures, a wire helix that provides full suction/vacuum capability and a path to conduct a static electrical charge to ground, and a cover that is resistant to abrasion, mild chemicals, heat and ozone. The unique Greek cover corrugations are tightly pitched and precision-engineered, providing minimal force-to-bend, superior kink resistance, and maximum flexibility for ease of handling. Series 7395 is capable of being routed through confined spaces where formed hose might normally be required.

NOTES:

- Do not drag across sharp edges or highly abrasive surfaces.
- For E-Z FORM™ oil resistant multipurpose hose, [refer to Series 7219](#).

Tube:	Black EPDM
Reinforcement:	Multiple textile plies with wire helix
Cover:	Black EPDM; Greek corrugated finish
Temp. Range:	-40°F to +257°F (-40°C to +125°C)
Brand Method:	Black text on blue stripe
Brand Example:	PARKER SERIES 7395 E-Z™ FORM GS HOSE 75 PSI MAX WP
Design Factor:	4:1
Industry Standards:	SAE J20R2-D1 performance
Applications:	<ul style="list-style-type: none"> • Air, coolant, mild chemicals, water • Coolant systems, drain lines, vacuum service • SAE-performance in engine coolant service, general industrial
Vacuum:	Full
Packaging:	Coils

Part Number	ID (in)	ID (mm)	Reinf Plies	OD (in)	OD (mm)	Approx Wt (lbs/ft)	Approx Wt (kg/ft)	Min Bend Rad (in)	Min Bend Rad (mm)	Max Rec WP (psi)	Max Rec WP (bar)	Perm Cplg Rec *	Std Pack Qty (ft)	Stock Status **
7395-0500025	1/2	12.7	2	0.906	23.0	0.23	0.10	1.4	35.6	75	5.2	HY	25	Y
7395-0500130	1/2	12.7	2	0.906	23.0	0.23	0.10	1.4	35.6	75	5.2	HY	130	N
7395-0594025	19/32	15.1	2	0.984	25.0	0.25	0.11	1.8	45.7	75	5.2	HY	25	N
7395-0594130	19/32	15.1	2	0.984	25.0	0.25	0.11	1.8	45.7	75	5.2	HY	130	N
7395-0625025	5/8	15.9	2	1.024	26.0	0.27	0.12	1.8	45.7	75	5.2	HY	25	Y
7395-0625130	5/8	15.9	2	1.024	26.0	0.27	0.12	1.8	45.7	75	5.2	HY	130	N
7395-0688025	11/16	17.5	2	1.102	28.0	0.29	0.13	1.8	45.7	75	5.2	*	25	N
7395-0688130	11/16	17.5	2	1.102	28.0	0.29	0.13	1.8	45.7	75	5.2	*	130	N
7395-0750025	3/4	19.1	2	1.142	29.0	0.31	0.14	2.0	50.8	75	5.2	HY	25	Y
7395-0750130	3/4	19.1	2	1.142	29.0	0.31	0.14	2.0	50.8	75	5.2	HY	130	N
7395-0813025	13/16	20.6	2	1.181	30.0	0.32	0.15	2.0	50.8	75	5.2	*	25	N
7395-0813130	13/16	20.6	2	1.181	30.0	0.32	0.15	2.0	50.8	75	5.2	*	130	N
7395-1000025	1	25.4	2	1.378	35.0	0.38	0.17	2.0	50.8	75	5.2	HY	25	Y
7395-1000130	1	25.4	2	1.378	35.0	0.38	0.17	2.0	50.8	75	5.2	HY	130	N

* **Couplings:** Refer to CrimpSource at www.safehose.com for coupling recommendations and crimp specifications.

** **Stock:** "Y" indicates stocked item; "N" indicates non-stocked item. Stock status subject to change. Contact Parker Customer Service.

(Continued on the following page)

⚠ WARNING! Couplings attached with bands or clamps may reduce the working pressure of the hose assembly to less than the maximum rated working pressure of the hose. [Refer to the NAHAD Industrial Hose Assembly Guidelines.](#)

Series 7395 – E-Z FORM™ GS General Service Hose (Continued)

Part Number	ID (in)	ID (mm)	Reinf Plies	OD (in)	OD (mm)	Approx Wt (lbs/ft)	Approx Wt (kg/ft)	Min Bend Rad (in)	Min Bend Rad (mm)	Max Rec WP (psi)	Max Rec WP (bar)	Perm Cplg Rec *	Std Pack Qty (ft)	Stock Status **
7395-1125025	1-1/8	28.6	2	1.496	38.0	0.42	0.19	2.6	66.0	75	5.2	*	25	Y
7395-1125130	1-1/8	28.6	2	1.496	38.0	0.42	0.19	2.6	66.0	75	5.2	*	130	N
7395-1188025	1-3/16	30.2	2	1.575	40.0	0.45	0.20	3.0	76.2	75	5.2	*	25	N
7395-1188130	1-3/16	30.2	2	1.575	40.0	0.45	0.20	3.0	76.2	75	5.2	*	130	N
7395-1250025	1-1/4	31.8	2	1.693	43.0	0.50	0.23	3.1	78.7	75	5.2	HY	25	Y
7395-1250130	1-1/4	31.8	2	1.693	43.0	0.50	0.23	3.1	78.7	75	5.2	HY	130	N
7395-1375025	1-3/8	34.9	2	1.811	46.0	0.54	0.24	3.7	94.0	75	5.2	*	25	Y
7395-1375130	1-3/8	34.9	2	1.811	46.0	0.54	0.24	3.7	94.0	75	5.2	*	130	N
7395-1500025	1-1/2	38.1	2	1.929	49.0	0.58	0.26	3.9	99.1	75	5.2	43	25	Y
7395-1500130	1-1/2	38.1	2	1.929	49.0	0.58	0.26	3.9	99.1	75	5.2	43	130	N
7395-1563025	1-9/16	39.7	2	2.008	51.0	0.61	0.28	4.3	109.2	75	5.2	*	25	N
7395-1563130	1-9/16	39.7	2	2.008	51.0	0.61	0.28	4.3	109.2	75	5.2	*	130	N
7395-1625025	1-5/8	41.3	2	2.087	53.0	0.64	0.29	4.7	119.4	75	5.2	*	25	N
7395-1625130	1-5/8	41.3	2	2.087	53.0	0.64	0.29	4.7	119.4	75	5.2	*	130	N
7395-1750025	1-3/4	44.5	2	2.205	56.0	0.68	0.31	5.1	129.5	75	5.2	*	25	N
7395-1750130	1-3/4	44.5	2	2.205	56.0	0.68	0.31	5.1	129.5	75	5.2	*	130	N
7395-2000025	2	50.8	2	2.480	63.0	0.96	0.44	5.9	149.9	75	5.2	43	25	Y
7395-2000130	2	50.8	2	2.480	63.0	0.96	0.44	5.9	149.9	75	5.2	43	130	N
7395-2188025	2-3/16	55.6	2	2.638	67.0	1.03	0.47	7.1	180.3	75	5.2	*	25	N
7395-2188130	2-3/16	55.6	2	2.638	67.0	1.03	0.47	7.1	180.3	75	5.2	*	130	N
7395-2250025	2-1/4	57.1	2	2.756	70.0	1.08	0.49	7.9	200.7	75	5.2	*	25	Y
7395-2250130	2-1/4	57.1	2	2.756	70.0	1.08	0.49	7.9	200.7	75	5.2	*	130	N
7395-2375025	2-3/8	60.3	2	2.874	73.0	1.11	0.50	8.3	210.8	75	5.2	*	25	Y
7395-2375130	2-3/8	60.3	2	2.874	73.0	1.11	0.50	8.3	210.8	75	5.2	*	130	N
7395-2500025	2-1/2	63.5	2	3.012	76.5	1.17	0.53	8.7	221.0	75	5.2	*	25	Y
7395-2500130	2-1/2	63.5	2	3.012	76.5	1.17	0.53	8.7	221.0	75	5.2	*	130	N
7395-2563025	2-9/16	65.1	2	3.071	78.0	1.19	0.54	9.0	228.6	75	5.2	*	25	N
7395-2563130	2-9/16	65.1	2	3.071	78.0	1.19	0.54	9.0	228.6	75	5.2	*	130	N
7395-2750025	2-3/4	69.9	2	3.307	84.0	1.40	0.64	9.8	248.9	75	5.2	*	25	N
7395-2750130	2-3/4	69.9	2	3.307	84.0	1.40	0.64	9.8	248.9	75	5.2	*	130	N
7395-3000025	3	76.2	2	3.543	90.0	1.51	0.68	10.6	269.2	75	5.2	*	25	Y
7395-3000130	3	76.2	2	3.543	90.0	1.51	0.68	10.6	269.2	75	5.2	*	130	N
7395-3125025	3-1/8	79.4	2	3.701	94.0	1.57	0.71	11.8	299.7	75	5.2	*	25	N
7395-3125130	3-1/8	79.4	2	3.701	94.0	1.57	0.71	11.8	299.7	75	5.2	*	130	N
7395-3375025	3-3/8	85.7	2	3.937	100.0	1.74	0.79	12.9	327.7	75	5.2	*	25	N
7395-3375130	3-3/8	85.7	2	3.937	100.0	1.74	0.79	12.9	327.7	75	5.2	*	130	N
7395-3500025	3-1/2	88.9	2	4.094	104.0	1.92	0.87	13.6	345.4	75	5.2	*	25	N
7395-3500130	3-1/2	88.9	2	4.094	104.0	1.92	0.87	13.6	345.4	75	5.2	*	130	N
7395-3563025	3-9/16	90.5	2	4.134	105.0	1.96	0.89	13.8	350.5	75	5.2	*	25	N
7395-3563130	3-9/16	90.5	2	4.134	105.0	1.96	0.89	13.8	350.5	75	5.2	*	130	N
7395-4000025	4	101.6	2	4.567	116.0	2.20	1.00	15.7	398.8	75	5.2	*	25	Y
7395-4000130	4	101.6	2	4.567	116.0	2.20	1.00	15.7	398.8	75	5.2	*	130	N

* **Couplings:** Refer to CrimpSource at www.safehose.com for coupling recommendations and crimp specifications.

** **Stock:** "Y" indicates stocked item; "N" indicates non-stocked item. Stock status subject to change. Contact Parker Customer Service.



Contractor's Water Hose – Factory Assemblies

Series 7055 (Black) and Series 7093 (Black)

Temp Range: -40°F to +180°F (-40°C to +82°C)

Design Factor: 4:1

Crimped-on Brass, Male x Female Garden Hose Thread Couplings

Coiled and Tied, No Center Disc

Cartons



Series 7055

Series 7055 (Black)

Part Number	ID (in)	ID (mm)	Length (ft)	Length (mtrs)	Approx Wt (lbs/ea)	Approx Wt (kg/ea)	Max Rec WP (psi)	Max Rec WP (bar)	Std Pack Qty (ea)	Stock Status **
7055GHT63-300	5/8	15.9	25	7.62	4.91	2.23	100	7.0	10	Y
7055GHT63-600	5/8	15.9	50	15.24	9.32	4.23	100	7.0	5	Y
7055GHT75-300	3/4	19.1	25	7.62	7.23	3.28	100	7.0	6	Y
7055GHT75-600	3/4	19.1	50	15.24	13.87	6.29	100	7.0	3	Y
7055GHT100-600	1	25.4	50	15.24	23.69	10.75	100	7.0	2	N

**** Stock:** "Y" indicates stocked item; "N" indicates non-stocked item. Stock status subject to change. Contact Parker Customer Service.

Series 7093 (Black)

Part Number	ID (in)	ID (mm)	Length (ft)	Length (mtrs)	Approx Wt (lbs/ea)	Approx Wt (kg/ea)	Max Rec WP (psi)	Max Rec WP (bar)	Std Pack Qty (ea)	Stock Status **
7093BCWGH-600	3/4	19.1	50	15.24	16.21	7.35	200	13.8	3	N
7093-75200CW	3/4	19.1	Bulk	n/a	0.31/ft	0.14	200	13.8	350	N

**** Stock:** "Y" indicates stocked item; "N" indicates non-stocked item. Stock status subject to change. Contact Parker Customer Service.

Premium Contractor's Water Hose – Factory Assemblies

Series PR (Black EPDM)

Temp Range: -40°F to +180°F (-40°C to +82°C)

Design Factor: 4:1

Crimped-on Crush Resistant Nickel Plated Brass,

Male x Female Garden Hose Thread Couplings

Display Coils with Parker Center Retail Packaging Disc

Cartons



Part Number	ID (in)	ID (mm)	Length (ft)	Length (mtrs)	Approx Wt (lbs/ea)	Approx Wt (kg/ea)	Max Rec WP (psi)	Max Rec WP (bar)	Std Pack Qty (ea)	Stock Status **
PR5825	5/8	15.9	25	7.62	5.58	2.53	125	8.6	8	Y
PR5850	5/8	15.9	50	15.24	10.66	4.84	125	8.6	4	Y
PR5875	5/8	15.9	75	22.86	15.86	7.19	125	8.6	3	Y
PR58100	5/8	15.9	100	30.48	20.94	9.50	125	8.6	3	Y
PR3450	3/4	19.1	50	15.24	14.07	6.38	125	8.6	2	Y

**** Stock:** "Y" indicates stocked item; "N" indicates non-stocked item. Stock status subject to change. Contact Parker Customer Service.

Premium Hot Water Hose – Factory Assemblies

Series HWR (Red EPDM)

Temp Range: -40°F to +212°F (-40°C to +100°C)

Design Factor: 4:1

Crimped-on Crush Resistant Nickel Plated Brass,

Male x Female Garden Hose Thread Couplings

Display Coils with Parker Center Retail Packaging Disc

Cartons



Part Number	ID (in)	ID (mm)	Length (ft)	Length (mtrs)	Approx Wt (lbs/ea)	Approx Wt (kg/ea)	Max Rec WP (psi)	Max Rec WP (bar)	Std Pack Qty (ea)	Stock Status **
HWR5825	5/8	15.9	25	7.62	5.73	2.60	125	8.6	8	Y
HWR5850	5/8	15.9	50	15.24	10.95	4.97	125	8.6	4	Y
HWR5875	5/8	15.9	75	22.86	16.30	7.39	125	8.6	3	Y
HWR58100	5/8	15.9	100	30.48	21.52	9.76	125	8.6	3	Y
HWR3450	3/4	19.1	50	15.24	14.36	6.51	125	8.6	2	N

**** Stock:** "Y" indicates stocked item; "N" indicates non-stocked item. Stock status subject to change. Contact Parker Customer Service.

Premium Rubber Garden Hose – Factory Assemblies

Series RGR (Green EPDM)

Temp Range: -40°F to +180°F (-40°C to +82°C)

Design Factor: 4:1 (1/2" @ 3.5:1)

Crimped-on Crush Resistant Nickel Plated Brass,

Male x Female Garden Hose Thread Couplings

Display Coils with Parker Center Retail Packaging Disc

Cartons



Part Number	ID (in)	ID (mm)	Length (ft)	Length (mtrs)	Approx Wt (lbs/ea)	Approx Wt (kg/ea)	Max Rec WP (psi)	Max Rec WP (bar)	Std Pack Qty (ea)	Stock Status **
RGR1250	1/2	12.7	50	15.24	7.68	3.48	100	7.0	6	Y
RGR12100	1/2	12.7	100	30.48	14.78	6.70	100	7.0	3	Y
RGR5825	5/8	15.9	25	7.62	5.81	2.64	125	8.6	8	Y
RGR5850	5/8	15.9	50	15.24	11.01	4.99	125	8.6	4	Y
RGR5875	5/8	15.9	75	22.86	16.20	7.35	125	8.6	3	Y
RGR58100	5/8	15.9	100	30.48	21.39	9.70	125	8.6	2	Y

**** Stock:** "Y" indicates stocked item; "N" indicates non-stocked item. Stock status subject to change. Contact Parker Customer Service.

Premium Earthtone Rubber Garden Hose – Factory Assemblies

Series BR (Brown EPDM) and GR (Gray EPDM)

Temp Range: -40°F to +180°F (-40°C to +82°C)

Design Factor: 4:1

Crimped-on Crush Resistant Nickel Plated Brass,

Male x Female Garden Hose Thread Couplings

Display Coils with Parker Center Retail Packaging Disc

Cartons



Series BR (Brown)

Part Number	ID (in)	ID (mm)	Length (ft)	Length (mtrs)	Approx Wt (lbs/ea)	Approx Wt (kg/ea)	Max Rec WP (psi)	Max Rec WP (bar)	Std Pack Qty (ea)	Stock Status **
BR5850	5/8	15.9	50	15.24	10.94	4.96	125	8.6	4	N

**** Stock:** "Y" indicates stocked item; "N" indicates non-stocked item. Stock status subject to change. Contact Parker Customer Service.

Series GR (Gray)

Part Number	ID (in)	ID (mm)	Length (ft)	Length (mtrs)	Approx Wt (lbs/ea)	Approx Wt (kg/ea)	Max Rec WP (psi)	Max Rec WP (bar)	Std Pack Qty (ea)	Stock Status **
GR5850	5/8	15.9	50	15.24	10.94	4.96	125	8.6	4	N

**** Stock:** "Y" indicates stocked item; "N" indicates non-stocked item. Stock status subject to change. Contact Parker Customer Service.



NOTES:

Welding



Hose Selector Guide – by application

Series	Trademark	Hose Application / Construction / Selector Guide		Tube	Cover	Size Range (in)	Pressure Range (psi)	Temp Range (°F)	Page No.
7031R	GST® II	Grade R, single, oxygen		EPDM	EPDM	3/4	200	-40 / +200	365
7109	SIAMEEZ®	Grade T, twin	Multiple fuel gases	Chloroprene	Chloroprene	3/16 - 3/8	200	-40 / +200	359
7110	SIAMEEZ®	Grade RM, twin	Acetylene only	Synthetic rubber	Synthetic rubber	3/16 - 3/8	200	-40 / +200	367
7120		Grade R, single, fuel	Acetylene only	EPDM	EPDM	3/16 - 1/2	200	-40 / +200	365
7121		Grade R, single, oxygen		EPDM	EPDM	3/16 - 1/2	200	-40 / +200	365
7123		Inert gas, black	Arc welding	EPDM	EPDM	3/16 - 1/4	200	-40 / +200	371
7126	SIAMEEZ®	Grade R, twin	Acetylene only	EPDM	EPDM	3/16 - 3/8	200	-40 / +200	363
7141		Grade T, single, fuel	Multiple fuel gases	Chloroprene	Chloroprene	3/16 - 3/4	200	-40 / +200	361
7142		Grade T, single, oxygen		Chloroprene	Chloroprene	3/16 - 3/4	200	-40 / +200	361
7172		Cable cover	Arc welding	Nitrile/SBR	EPDM	3/16 - 3/8	200	-20 / +212	372
7228T		Scarfig, single, fuel	Heavy duty	Chloroprene	Chloroprene	3/8 - 1/2	250	-40 / +200	369
7229T		Scarfig, single, oxygen	Heavy duty	Chloroprene	Chloroprene	3/8 - 1/2	250	-40 / +200	369

NOTE: This is a guide only. It is the responsibility of the end user to select and/or test the most appropriate product for the application. Refer to product pages for specific data. Contact Parker for additional information.

Hose Selector Guide – by industry standard

Industry Standards	ARPM IP-7	CGA E-1	Nonconductive
Hose Series	7031R	7109	7172
	7109	7141	
	7110	7142	
	7120		
	7121		
	7126		
	7141		
	7142		

NOTE: This is a guide only. It is the responsibility of the end user to select and/or test the most appropriate product for the application. Refer to product pages for specific data. Contact Parker for additional information.

Refer to pages 9-10 for a complete listing of industry standards.

See pages ii through iv for an index of all product series by series number and pages v through xv for an index by application and by series name.

Due to continual product improvements, Parker reserves the right to alter specifications without prior notice.



SIAMEEZ®

Grade T Twin Line Welding Hose

Red – Fuel Gas Line; Green – Oxygen Line

CGA E-1, ARPM IP-7

Series 7109

Series 7109 is a premium twin line welding hose featuring a flame resistant and oil resistant tube and cover. The red line is compatible with commonly used fuel gases, including acetylene, hydrogen, natural gas, propane and propylene, and the green line is compatible with oxygen. The non-blooming tube minimizes the migration of combustible waxes or plasticizers to the surface of the rubber, and the multiple plies of textile reinforcement provide flexibility. The cover is resistant to abrasion, flame, mild chemicals, oil and ozone. Series 7109 is also available in factory-fabricated and tested hose assemblies in popular configurations. Grade T is the only grade of welding hose recognized by the Compressed Gas Association (CGA) for oxy-fuel gas welding applications.

Tube:	Black chloroprene
Reinforcement:	Multiple textile plies
Cover:	Green (oxygen) or Red (fuel gas) chloroprene; smooth finish
Temp. Range:	-40°F to +200°F (-40°C to +93°C)
Brand Method:	White ink (red hose line)
Brand Example:	PARKER 7109 WELDING ⚠ WARNING FUEL GAS (ID) MAX WP 200 PSI ARPM/CGA IP-7-(YEAR) STD DUTY GRADE T COUPLE WITH ONE INCH FERRULES MADE IN USA (DATE CODE)
Design Factor:	4:1
Industry Standards:	CGA E-1, ARPM IP-7
Applications:	<ul style="list-style-type: none"> • Red: Acetylene, hydrogen, natural gas, propane, propylene • Green: Oxygen • Bending, brazing, cutting, fabricating, gouging, joining, piercing, pre-heating, post-heating, severing, soldering, straightening, surfacing, trimming • Assembly and fabrication shops, construction, factories, foundries, mines, oil rigs, plumbing, railyards, salvage, scrapyards, shipyards, steel mills
Vacuum:	Not recommended
Compare to:	Thermoid Tuline Grade T; Veyance Gemini Twinline Grade T
Packaging:	Reels; fitted hose assemblies shrink-wrapped and labeled in master cartons

(Continued on the following page)

⚠ WARNING! Do not attempt to re-couple, repair or splice hose assemblies; replace all assemblies that show signs of abrading, abuse, age, damage or fatigue. Refer to ARPM IP-7, *Specifications for Rubber Welding Hose and Hose Technical Bulletin 11-5, Guide for Use, Maintenance and Inspection of Welding Hose*. Refer to CGA Safety Bulletin SB-11, *Use of Rubber Welding Hose*. Refer to the *Safety & Technical Information* section of this catalog for further information.

Series 7109 – SIAMEEZ® Grade T Twin Line Welding Hose (Continued)

Part Number	ID (in)	ID (mm)	Reinf Plies	OD (in)	OD (mm)	Approx Wt (lbs/ft)	Approx Wt (kg/ft)	Min Bend Rad (in)	Min Bend Rad (mm)	Max Rec WP (psi)	Max Rec WP (bar)	Std Pack Qty (ft)	Stock Status **
7109-191	3/16	4.8	2	0.438	11.1	0.16	0.07	2.0	50.8	200	13.8	800	Y
7109-251	1/4	6.4	2	0.531	13.5	0.21	0.10	2.5	63.5	200	13.8	800	Y
7109-311	5/16	7.9	2	0.594	15.1	0.28	0.13	3.0	76.2	200	13.8	750	Y
7109-381	3/8	9.5	2	0.656	16.7	0.32	0.15	4.0	101.6	200	13.8	700	Y

Factory Assemblies: Available from stock in popular configurations. See below.

* **Couplings:** As specified in [CGA publication E-1](#). Bulk welding hose couplings are not sold separately by Parker.

** **Stock:** "Y" indicates stocked item; "N" indicates non-stocked item. Stock status subject to change. Contact Parker Customer Service.

Series 7109 Factory Assemblies

Grade T Fitted Hose Assemblies


Part Number	ID (in)	ID (mm)	Length (ft)	Approx Wt (lbs/ea)	Approx Wt (kgs/ea)	Nut Sizes	Std Pack Qty	Stock Status **
7109KABC-150	3/16	4.8	12-1/2	2.0	0.9	A & B	10	N
7109KABC-300	3/16	4.8	25	4.0	1.8	A & B	10	N
7109NLC-150	3/16	4.8	12-1/2	2.0	0.9	B & B	10	Y
7109NLC-300	3/16	4.8	25	4.0	1.8	B & B	10	N
7109NLC-600	3/16	4.8	50	7.0	3.2	B & B	5	N
7109NLC-1200	3/16	4.8	100	14.0	6.4	B & B	5	N
7109NLF-150	1/4	6.4	12-1/2	3.0	1.4	B & B	10	N
7109NLF-300	1/4	6.4	25	6.0	2.7	B & B	10	Y
7109NLF-600	1/4	6.4	50	11.0	5.0	B & B	5	Y
7109NLF-900	1/4	6.4	75	16.0	7.3	B & B	5	N
7109NLF-1200	1/4	6.4	100	21.0	9.5	B & B	5	Y
7109NLA-300	5/16	7.9	25	7.0	3.2	B & B	10	N
7109NLA-600	5/16	7.9	50	14.0	6.4	B & B	5	N
7109NLA-1200	5/16	7.9	100	29.0	13.2	B & B	5	N
7109NLM-300	3/8	9.5	25	8.0	3.6	B & B	10	Y
7109NLM-600	3/8	9.5	50	16.0	7.3	B & B	5	Y
7109NLM-1200	3/8	9.5	100	32.0	14.5	B & B	5	Y



** **Stock:** "Y" indicates stocked item; "N" indicates non-stocked item. Stock status subject to change. Contact Parker Customer Service.

Grade T Fitted Hose Assemblies with Steel Spring Guard Each End

Part Number	ID (in)	ID (mm)	Length (ft)	Approx Wt (lbs/ea)	Approx Wt (kgs/ea)	Nut Sizes	Std Pack Qty	Stock Status **
7109NLF-300SG	1/4	6.4	25	5.7	2.6	B & B	10	Y
7109NLF-600SG	1/4	6.4	50	10.9	4.9	B & B	5	Y
7109NLF-1200SG	1/4	6.4	100	21.4	9.7	B & B	5	Y



** **Stock:** "Y" indicates stocked item; "N" indicates non-stocked item. Stock status subject to change. Contact Parker Customer Service.





Grade T Single Line Welding Hose CGA E-1, ARPM IP-7

Series 7141 (Red – Fuel Gas Line)

Series 7142 (Green – Oxygen Line)

Series 7141/7142 is a premium single line welding hose featuring a flame resistant and oil resistant tube and cover. Red Series 7141 is only for fuel service and is compatible with commonly used fuel gases, including acetylene, hydrogen, natural gas, propane and propylene. Green Series 7142 is only for oxygen service. The non-blooming tube minimizes the migration of combustible waxes or plasticizers to the surface of the rubber, and the multiple plies of textile reinforcement provide flexibility. Single line welding hose is available in long continuous lengths, providing maximum versatility and ease of handling in a variety of applications where only single line hose is needed or where the fuel gas and oxygen sources are separated, and twin line hose is not practical. The hose cover is resistant to abrasion, mild chemicals, flame, oil and ozone—significant for combination plasma/oxy-fuel welding and cutting equipment applications, which frequently generate intense amounts of ozone and also require Grade T fuel gas hose. Grade T is the only grade of welding hose recognized by the Compressed Gas Association (CGA) for oxy-fuel gas welding applications.

NOTE: Grade T is also suitable for use with inert gas.

Tube:	Black chloroprene
Reinforcement:	Multiple textile plies
Cover:	Series 7141: Red chloroprene; ribbed finish (3/4" smooth finish) Series 7142: Green chloroprene; ribbed finish (3/4" smooth finish)
Temp. Range:	-40°F to +200°F (-40°C to +93°C)
Brand Method:	Series 7141: White ink Series 7142: Black ink
Brand Example:	Series 7141: PARKER 7141 WELDING ⚠ WARNING FUEL GAS (ID) MAX WP 200 PSI ARPM/CGA IP-7-(YEAR) STD DUTY GRADE T COUPLE WITH ONE INCH FERRULES MADE IN USA (DATE CODE) Series 7142: PARKER 7142 WELDING ⚠ WARNING OXYGEN (ID) MAX WP 200 PSI ARPM/CGA IP-7-(YEAR) STD DUTY GRADE T COUPLE WITH ONE INCH FERRULES MADE IN USA (DATE CODE)
Design Factor:	4:1
Industry Standards:	CGA E-1, ARPM IP-7
Applications:	<ul style="list-style-type: none"> Series 7141 (red): Acetylene hydrogen, natural gas, propane, propylene Series 7142 (green): Oxygen Bending, brazing, cutting, fabricating, gouging, joining, piercing, pre-heating, post-heating, severing, soldering, straightening, surfacing, trimming Assembly and fabrication shops, construction, factories, foundries, mines, oil rigs, plumbing, rail yards, salvage, scrapyards, shipyards, steel mills
Vacuum:	Not recommended
Compare to:	Thermoid Single Line Corrugated Grade T Welding; Veyance Wingfoot Single Line Grade T
Packaging:	Reels

(Continued on the following page)

Series 7141 / 7142 – Grade T Single Line Welding Hose (Continued)

Series 7141 (Red – Fuel Gas Line)

Part Number	ID (in)	ID (mm)	Reinf Plies	OD (in)	OD (mm)	Approx Wt (lbs/ft)	Approx Wt (kg/ft)	Min Bend Rad (in)	Min Bend Rad (mm)	Max Rec WP (psi)	Max Rec WP (bar)	Perm Cplg Rec *	Std Pack Qty (ft)	Stock Status **
7141-19200	3/16	4.8	2	0.438	11.1	0.08	0.04	2.0	50.8	200	13.8	*	800	Y
7141-25200	1/4	6.4	2	0.531	13.5	0.10	0.05	2.5	63.5	200	13.8	*	800	Y
7141-31200	5/16	7.9	2	0.594	15.1	0.14	0.06	3.0	76.2	200	13.8	*	750	N
7141-38200	3/8	9.5	2	0.656	16.7	0.16	0.07	4.0	101.6	200	13.8	HY	700	Y
7141-50200	1/2	12.7	2	0.875	22.2	0.29	0.13	5.0	127.0	200	13.8	HY	500	Y
7141-75200	3/4	19.1	4	1.156	29.4	0.43	0.20	6.0	152.4	200	13.8	CGHBL, HY	400	Y

* **Industrial Couplings:** Refer to CrimpSource at www.safehose.com for coupling recommendations and crimp specifications.

Welding Couplings: As specified in [CGA publication E-1](#). Bulk welding hose couplings are not sold separately by Parker (except 3/4").

** **Stock:** "Y" indicates stocked item; "N" indicates non-stocked item. Stock status subject to change. Contact Parker Customer Service.

Series 7142 (Green – Oxygen Line)

Part Number	ID (in)	ID (mm)	Reinf Plies	OD (in)	OD (mm)	Approx Wt (lbs/ft)	Approx Wt (kg/ft)	Min Bend Rad (in)	Min Bend Rad (mm)	Max Rec WP (psi)	Max Rec WP (bar)	Perm Cplg Rec *	Std Pack Qty (ft)	Stock Status **
7142-19200	3/16	4.8	2	0.438	11.1	0.08	0.04	2.0	50.8	200	13.8	*	800	N
7142-25200	1/4	6.4	2	0.531	13.5	0.10	0.05	2.5	63.5	200	13.8	*	800	Y
7142-31200	5/16	7.9	2	0.594	15.1	0.14	0.06	3.0	76.2	200	13.8	*	705	N
7142-38200	3/8	9.5	2	0.656	16.7	0.16	0.07	4.0	101.6	200	13.8	HY	700	Y
7142-50200	1/2	12.7	2	0.875	22.2	0.29	0.13	5.0	127.0	200	13.8	HY	500	Y
7142-75200	3/4	19.1	4	1.156	29.4	0.43	0.20	6.0	152.4	200	13.8	CGHBL, HY	400	Y

* **Industrial Couplings:** Refer to CrimpSource at www.safehose.com for coupling recommendations and crimp specifications.

Welding Couplings: As specified in [CGA publication E-1](#). Bulk welding hose couplings are not sold separately by Parker (except 3/4").

** **Stock:** "Y" indicates stocked item; "N" indicates non-stocked item. Stock status subject to change. Contact Parker Customer Service.

⚠ WARNING! Do not attempt to re-couple, repair or splice hose assemblies; replace all assemblies that show signs of abrading, abuse, age, damage or fatigue. Refer to [ARPM IP-7, Specifications for Rubber Welding Hose and Hose Technical Bulletin 11-5, Guide for Use, Maintenance and Inspection of Welding Hose](#). Refer to [CGA Safety Bulletin SB-11, Use of Rubber Welding Hose](#). Refer to the [Safety & Technical Information](#) section of this catalog for further information.



SIAMEEZ®

Grade R Twin Line Welding Hose

Red – Acetylene Only; Green – Oxygen Line

ARPM IP-7

Series 7126

Series 7126 is a twin line welding hose; the red line is compatible ONLY with acetylene fuel gas, and the green line is compatible with oxygen. The non-blooming tube minimizes the migration of combustible waxes or plasticizers to the surface of the rubber, and the multiple plies of textile reinforcement provide flexibility. The cover is resistant to abrasion, heat, mild chemicals and ozone. Series 7126 is also available in factory-fabricated and tested hose assemblies in popular configurations.

Tube: Black EPDM
Reinforcement: Multiple textile plies
Cover: Red (acetylene) or Green (oxygen) EPDM; smooth finish
Temp. Range: -40°F to +200°F (-40°C to +93°C)
Brand Method: White ink on red hose
Brand Example: PARKER 7126 ⚠ WARNING ACETYLENE ONLY (ID) MAX WP 200 PSI ARPM IP-7-(YEAR) STD DUTY GRADE R COUPLE WITH ONE INCH FERRULES MADE IN USA (DATE CODE)

Design Factor: 4:1

Industry Standards: ARPM IP-7

Applications:

- **Red:** Acetylene ONLY
- **Green:** Oxygen
- Bending, brazing, cutting, fabricating, gouging, joining, piercing, pre-heating, post-heating, severing, soldering, straightening, surfacing, trimming
- Assembly and fabrication shops, construction, factories, foundries, mines, oil rigs, plumbing, rail yards, salvage, scrapyards, shipyards, steel mills

Vacuum: Not recommended

Compare to: Thermoid Tuline Grade R; Veyance Gemini Twinline Grade R

Packaging: Reels; fitted hose assemblies shrink-wrapped and labeled in master cartons

Part Number	ID (in)	ID (mm)	Reinf Plies	OD (in)	OD (mm)	Approx Wt (lbs/ft)	Approx Wt (kg/ft)	Min Bend Rad (in)	Min Bend Rad (mm)	Max Rec WP (psi)	Max Rec WP (bar)	Std Pack Qty (ft)	Stock Status **
7126-191	3/16	4.8	2	0.438	11.1	0.13	0.06	2.0	50.8	200	13.8	800	Y
7126-251	1/4	6.4	2	0.531	13.5	0.20	0.09	2.5	63.5	200	13.8	800	Y
7126-311	5/16	7.9	2	0.594	15.1	0.25	0.11	3.0	76.2	200	13.8	750	Y
7126-381	3/8	9.5	2	0.656	16.7	0.29	0.13	4.0	101.6	200	13.8	700	Y

Factory Assemblies: Available from stock in popular configurations. See the following page.

* **Couplings:** As specified in [CGA publication E-1](#). Bulk welding hose couplings are not sold separately by Parker.

** **Stock:** “Y” indicates stocked item; “N” indicates non-stocked item. Stock status subject to change. Contact Parker Customer Service.

⚠ WARNING! Do not attempt to re-couple, repair or splice hose assemblies; replace all assemblies that show signs of abrading, abuse, age, damage or fatigue. Refer to ARPM IP-7, Specifications for Rubber Welding Hose and Hose Technical Bulletin 11-5, Guide for Use, Maintenance and Inspection of Welding Hose. Refer to CGA Safety Bulletin SB-11, Use of Rubber Welding Hose. Refer to the Safety & Technical Information section of this catalog for further information.

Series 7126 Factory Assemblies

Grade R Fitted Hose Assemblies



Part Number	ID (in)	ID (mm)	Length (ft)	Approx Wt (lbs/ea)	Approx Wt (kgs/ea)	Nut Sizes	Std Pack Qty	Stock Status **
7126KAAC-150	3/16	4.8	12-1/2	2.0	0.9	A & A	10	N
7126KAAC-300	3/16	4.8	25	3.5	1.6	A & A	10	N
7126KABC-150	3/16	4.8	12-1/2	2.0	0.9	A & B	10	N
7126KABC-300	3/16	4.8	25	3.5	1.6	A & B	10	N
7126NLC-150	3/16	4.8	12-1/2	2.0	0.9	B & B	10	Y
7126NLC-300	3/16	4.8	25	4.0	1.8	B & B	10	Y
7126NLC-600	3/16	4.8	50	7.0	3.2	B & B	5	Y
7126NLC-1200	3/16	4.8	100	14.0	6.4	B & B	5	Y
7126NLF-150	1/4	6.4	12-1/2	2.0	0.9	B & B	10	N
7126NLF-300	1/4	6.4	25	6.0	2.7	B & B	10	Y
7126NLF-600	1/4	6.4	50	11.0	5.0	B & B	5	Y
7126NLF-1200	1/4	6.4	100	20.0	9.1	B & B	5	Y
7126NLM-300	3/8	9.5	25	8.0	3.6	B & B	10	N
7126NLM-600	3/8	9.5	50	15.0	6.8	B & B	5	Y
7126NLM-1200	3/8	9.5	100	28.0	12.7	B & B	5	Y

** **Stock:** "Y" indicates stocked item; "N" indicates non-stocked item. Stock status subject to change. Contact Parker Customer Service.



Grade R Single Line Welding Hose ARPM IP-7

Series 7120 (Red – Acetylene Only)

Series 7121 and Series 7031R
(Green – Oxygen Line)

Series 7120/7121 is a single line acetylene/oxygen welding hose. Red Series 7120 is only for fuel service and is compatible only with acetylene. Green Series 7121 is only for oxygen service. The non-blooming tube minimizes the migration of combustible waxes or plasticizers to the surface of the rubber, and the multiple plies of textile reinforcement provide flexibility. Single line welding hose is available in long continuous lengths, providing maximum versatility and ease of handling in a variety of applications where only single line hose is needed or where the fuel gas and oxygen sources are separated, and twin line hose is not practical. The cover is resistant to abrasion, heat, mild chemicals and ozone.

NOTES: • For 3/4" Grade R oxygen hose, refer to Series 7031R.

- Grade R is also suitable for use with inert gas.

Tube:	Black EPDM
Reinforcement:	Multiple textile plies
Cover:	Series 7120: Red (acetylene) EPDM; ribbed finish Series 7121: Green (oxygen) EPDM; ribbed finish (7031R smooth finish)
Temp. Range:	-40°F to +200°F (-40°C to +93°C)
Brand Method:	Series 7120: White ink Series 7121/7031R: Black ink
Brand Example:	Series 7120: PARKER 7120 WELDING ⚠ WARNING ACETYLENE ONLY (ID) MAX WP 200 PSI ARPM IP-7-(YEAR) STD DUTY GRADE R COUPLE WITH ONE INCH FERRULES MADE IN USA (DATE CODE) Series 7121: PARKER 7121 WELDING ⚠ WARNING OXYGEN (ID) MAX WP 200 PSI ARPM IP-7-(YEAR) STD DUTY GRADE R COUPLE WITH ONE INCH FERRULES MADE IN USA (DATE CODE) Series 7031R: PARKER 7031 GST® II/OXYGEN (ID) MAX WP 300 PSI (200 PSI OXYGEN) ARPM IP-7-(YEAR) STD DUTY GRADE R MADE IN USA (DATE CODE)
Design Factor:	4:1
Industry Standards:	ARPM IP-7
Applications:	<ul style="list-style-type: none"> • Series 7120 (red): Acetylene ONLY • Series 7121 and 7031R (green): Oxygen • Bending, brazing, cutting, fabricating, gouging, joining, piercing, pre-heating, post-heating, severing, soldering, straightening, surfacing, trimming • Assembly and fabrication shops, construction, factories, foundries, mines, oil rigs, plumbing, rail yards, salvage, scrapyards, shipyards, steel mills
Vacuum:	Not recommended
Compare to:	Thermoid Green GP/Oxygen
Packaging:	Reels

(Continued on the following page)

Series 7120 / 7121 / 7031R – Grade R Single Line Welding Hose (Continued)

Series 7120 (Red – Acetylene line only)

Part Number	ID (in)	ID (mm)	Reinf Plies	OD (in)	OD (mm)	Approx Wt (lbs/ft)	Approx Wt (kg/ft)	Min Bend Rad (in)	Min Bend Rad (mm)	Max Rec WP (psi)	Max Rec WP (bar)	Perm Cplg Rec *	Std Pack Qty (ft)	Stock Status **
7120-19200	3/16	4.8	2	0.438	11.1	0.08	0.04	2.0	50.8	200	13.8	*	800	Y
7120-25200	1/4	6.4	2	0.531	13.5	0.10	0.05	2.5	63.5	200	13.8	*	800	Y
7120-31200	5/16	7.9	2	0.594	15.1	0.13	0.06	3.0	76.2	200	13.8	*	750	Y
7120-38200	3/8	9.5	2	0.656	16.7	0.14	0.06	4.0	101.6	200	13.8	*	700	Y
7120-50200	1/2	12.7	4	0.875	22.2	0.26	0.12	5.0	127.0	200	13.8	*	500	N

* **Industrial Couplings:** Refer to CrimpSource at www.safehose.com for coupling recommendations and crimp specifications.

Welding Couplings: As specified in [CGA publication E-1](#). Bulk welding hose couplings are not sold separately by Parker (except 3/4")

** **Stock:** "Y" indicates stocked item; "N" indicates non-stocked item. Stock status subject to change. Contact Parker Customer Service.

Series 7121/7031R (Green – Oxygen Line)

Part Number	ID (in)	ID (mm)	Reinf Plies	OD (in)	OD (mm)	Approx Wt (lbs/ft)	Approx Wt (kg/ft)	Min Bend Rad (in)	Min Bend Rad (mm)	Max Rec WP (psi)	Max Rec WP (bar)	Perm Cplg Rec *	Std Pack Qty (ft)	Stock Status **
7121-19200	3/16	4.8	2	0.438	11.1	0.08	0.04	2.0	50.8	200	13.8	*	800	Y
7121-25200	3/16	6.4	2	0.531	13.5	0.10	0.5	2.5	63.5	200	13.8	*	800	Y
7121-31200	1/4	7.9	2	0.594	15.1	0.13	0.6	3.0	76.2	200	13.8	*	750	Y
7121-38200	5/16	9.5	2	0.656	16.7	0.14	0.6	4.0	101.6	200	13.8	*	700	Y
7121-50200	1/2	12.7	4	0.875	22.2	0.26	0.12	5.0	127.0	200	13.8	*	500	Y
7031-75304R	3/4	19.1	4	1.156	29.4	0.37	0.17	6.0	152.4	300	20.7	HY	350	Y
7031-7530450R	3/4	19.1	4	1.156	29.4	0.37	0.17	6.0	152.4	300	20.7	HY	50	Y

* **Industrial Couplings:** Refer to CrimpSource at www.safehose.com for coupling recommendations and crimp specifications.

Welding Couplings: As specified in [CGA publication E-1](#). Bulk welding hose couplings are not sold separately by Parker (except 3/4")

** **Stock:** "Y" indicates stocked item; "N" indicates non-stocked item. Stock status subject to change. Contact Parker Customer Service.

⚠ WARNING! Do not attempt to re-couple, repair or splice hose assemblies; replace all assemblies that show signs of abrading, abuse, age, damage or fatigue. Refer to [ARPM IP-7, Specifications for Rubber Welding Hose and Hose Technical Bulletin 11-5, Guide for Use, Maintenance and Inspection of Welding Hose](#). Refer to [CGA Safety Bulletin SB-11, Use of Rubber Welding Hose](#). Refer to the [Safety & Technical Information](#) section of this catalog for further information.



SIAMEEZ®

Grade RM Twin Line Welding Hose

Red – Acetylene Only; Green – Oxygen Line

ARPM IP-7

Series 7110

Series 7110 is a twin line welding hose featuring a flame resistant and oil resistant cover. The red line is compatible ONLY with acetylene fuel gas, and the green line is compatible with oxygen. The non-blooming tube minimizes the migration of combustible waxes or plasticizers to the surface of the rubber, and the multiple plies of textile reinforcement provide flexibility. Series 7110 is also available in factory-fabricated and tested hose assemblies in popular configurations.

Tube: Black synthetic rubber
Reinforcement: Multiple textile plies
Cover: Red (acetylene) or green (oxygen) synthetic rubber; smooth finish
Temp. Range: -40°F to +200°F (-40°C to +93°C)
Brand Method: White ink on red hose
Brand Example: PARKER 7110 WELDING ⚠ WARNING ACETYLENE ONLY (ID) MAX WP 200 PSI ARPM IP-7-(YEAR) STD DUTY GRADE RM COUPLE WITH ONE INCH FERRULES MADE IN USA (DATE CODE)

Design Factor: 4:1
Industry Standards: ARPM IP-7

Applications:

- **Red:** Acetylene ONLY; **Green:** Oxygen
- Bending, brazing, cutting, fabricating, gouging, joining, piercing, pre-heating, post-heating, severing, soldering, straightening, surfacing, trimming
- Assembly and fabrication shops, construction, factories, foundries, mines, oil rigs, plumbing, rail yards, salvage, scrapyards, shipyards, steel mills

Vacuum: Not recommended
Compare to: Thermoid Tuline Grade RM; Veyance Gemini Twinline Grade RM
Packaging: Reels; fitted hose assemblies shrink-wrapped and labeled in master cartons

Part Number	ID (in)	ID (mm)	Reinf Plies	OD (in)	OD (mm)	Approx Wt (lbs/ft)	Approx Wt (kg/ft)	Min Bend Rad (in)	Min Bend Rad (mm)	Max Rec WP (psi)	Max Rec WP (bar)	Std Pack Qty (ft)	Stock Status **
7110-191	3/16	4.8	2	0.438	11.1	0.16	0.07	2.0	50.8	200	13.8	800	N
7110-251	1/4	6.4	2	0.531	13.5	0.21	0.10	2.5	63.5	200	13.8	800	Y
7110-311	5/16	7.9	2	0.594	15.1	0.28	0.13	3.0	76.2	200	13.8	750	N
7110-381	3/8	9.5	2	0.656	16.7	0.32	0.15	4.0	101.6	200	13.8	700	N

Factory Assemblies: Available from stock in popular configurations. See the following page.

* **Couplings:** As specified in [CGA publication E-1](#). Bulk welding hose couplings are not sold separately by Parker.

** **Stock:** "Y" indicates stocked item; "N" indicates non-stocked item. Stock status subject to change. Contact Parker Customer Service.

⚠ WARNING! Do not attempt to re-couple, repair or splice hose assemblies; replace all assemblies that show signs of abrading, abuse, age, damage or fatigue. Refer to ARPM IP-7, [Specifications for Rubber Welding Hose and Hose Technical Bulletin 11-5, Guide for Use, Maintenance and Inspection of Welding Hose](#). Refer to [CGA Safety Bulletin SB-11, Use of Rubber Welding Hose](#). Refer to the [Safety & Technical Information](#) section of this catalog for further information.

Series 7110 Factory Assemblies

Grade RM Fitted Hose Assemblies

Part Number	ID (in)	ID (mm)	Length (ft)	Approx Wt (lbs/ea)	Approx Wt (kgs/ea)	Nut Sizes	Std Pack Qty	Stock Status **
7110NLF-300	1/4	6.4	25	6.0	2.7	B & B	10	Y
7110NLF-600	1/4	6.4	50	11.0	5.0	B & B	5	Y
7110NLF-1200	1/4	6.4	100	21.0	9.5	B & B	5	Y

**** Stock:** "Y" indicates stocked item; "N" indicates non-stocked item. Stock status subject to change. Contact Parker Customer Service.





Welding and Scarfing Hose

Grade T Performance

Series 7228T (Red – Fuel Gas Line)

Series 7229T (Green – Oxygen Line)

Series 7228T/7229T is a heavy duty welding and scarfing hose featuring a flame resistant and oil resistant tube and cover. Red Series 7228T is compatible with commonly used fuel gases, including acetylene, hydrogen, natural gas, propane and propylene. Green Series 7229T is only for oxygen service. The non-blooming tube minimizes the migration of combustible waxes or plasticizers to the surface of the rubber. Single line welding and scarfing hose is available in long continuous lengths, providing maximum versatility and ease of handling in a variety of applications where the fuel gas and oxygen sources are separated. The robust construction incorporates premium rubber compounds to provide Grade T performance, and the braided reinforcement provides working pressures greater than conventional welding hose, maximum kink resistance and secure coupling retention. The thick cover is resistant to abrasion, cuts, flame, gouges, mild chemicals, oil and ozone.

Tube:	Black chloroprene
Reinforcement:	Multiple textile braids
Cover:	Series 7228T: Red chloroprene; smooth finish Series 7229T: Green chloroprene; smooth finish
Temp. Range:	-40°F to +200°F (-40°C to +93°C)
Brand Method:	Series 7228T: White ink Series 7229T: Black ink
Brand Example:	Series 7228T: PARKER USA 7228T WELDING ⚠ WARNING FUEL GAS - SCARFING HOSE (ID) 250 MAX PSI WP (DATE CODE) Series 7229T: PARKER USA 7229T WELDING ⚠ WARNING OXYGEN - SCARFING HOSE (ID) 250 MAX PSI WP (DATE CODE)
Design Factor:	4:1
Industry Standards:	None applicable
Applications:	<ul style="list-style-type: none"> • Series 7228T: Acetylene, hydrogen, natural gas, propane, propylene; Series 7229T: Oxygen • Scarfing/deseaming; burning defective areas on the surface of ingots or semi-finished products such as billets • Scarfing/tapering: forging the ends of two pieces to be joined to avoid an enlarged joint
Vacuum:	Not recommended
Compare to:	Thermoid Green GP/Oxygen
Packaging:	Reels

(Continued on the following page)

⚠ WARNING! Do not attempt to re-couple, repair or splice hose assemblies; replace all assemblies that show signs of abrading, abuse, age, damage or fatigue. Refer to ARPM IP-7, Specifications for Rubber Welding Hose and Hose Technical Bulletin 11-5, Guide for Use, Maintenance and Inspection of Welding Hose. Refer to CGA Safety Bulletin SB-11, Use of Rubber Welding Hose. Refer to the Safety & Technical Information section of this catalog for further information.

Series 7228T / 7229T – Welding and Scarfing Hose (Continued)

Series 7228T (Red – Fuel Gas Line)

Part Number	ID (in)	ID (mm)	Reinf Braids	OD (in)	OD (mm)	Approx Wt (lbs/ft)	Approx Wt (kg/ft)	Min Bend Rad (in)	Min Bend Rad (mm)	Max Rec WP (psi)	Max Rec WP (bar)	Std Pack Qty (ft)	Stock Status **
7228T-382	3/8	9.5	2	0.812	20.6	0.27	0.12	4.5	114.3	250	17.2	500	Y
7228T-502	1/2	12.7	2	0.937	23.8	0.33	0.15	6.0	152.4	250	17.2	500	Y

* **Welding Couplings:** As specified in [CGA publication E-1](#). Bulk welding hose couplings are not sold separately by Parker.

** **Stock:** “Y” indicates stocked item; “N” indicates non-stocked item. Stock status subject to change. Contact Parker Customer Service.

Series 7229T (Green – Oxygen Line)

Part Number	ID (in)	ID (mm)	Reinf Braids	OD (in)	OD (mm)	Approx Wt (lbs/ft)	Approx Wt (kg/ft)	Min Bend Rad (in)	Min Bend Rad (mm)	Max Rec WP (psi)	Max Rec WP (bar)	Std Pack Qty (ft)	Stock Status **
7229T-382	3/8	9.5	2	0.812	20.6	0.27	0.12	4.5	114.3	250	17.2	500	Y
7229T-502	1/2	12.7	2	0.937	23.8	0.33	0.15	6.0	152.4	250	17.2	500	Y
7229T-502050	1/2	12.7	2	0.937	23.8	0.33	0.15	6.0	152.4	250	17.2	5 x 50	Y
7229T-502100	1/2	12.7	2	0.937	23.8	0.33	0.15	6.0	152.4	250	17.2	100	N

* **Welding Couplings:** As specified in [CGA publication E-1](#). Bulk welding hose couplings are not sold separately by Parker.

** **Stock:** “Y” indicates stocked item; “N” indicates non-stocked item. Stock status subject to change. Contact Parker Customer Service.



Inert Gas Hose

Series 7123

Series 7123 is designed to handle inert/noble gases such as argon, carbon dioxide, helium and nitrogen in arc welding systems. The hose construction incorporates multiple plies of textile reinforcement that provide flexibility, and the cover is resistant to abrasion, heat, mild chemicals and ozone.

Tube:	Black EPDM
Reinforcement:	Multiple textile plies
Cover:	Black EPDM; ribbed finish
Temp. Range:	-40°F to +200°F (-40°C to +93°C)
Brand Method:	White ink
Brand Example:	PARKER 7123 INERT GAS (ID) MAX WP 200 PSI MADE IN USA (DATE CODE)
Design Factor:	4:1
Industry Standards:	CGA E-1 color requirements
Applications:	<ul style="list-style-type: none"> • Air, argon, carbon dioxide, helium, nitrogen • Shield gas • Arc welding systems
Vacuum:	Not recommended
Packaging:	Reels

Part Number	ID (in)	ID (mm)	Reinf Plies	OD (in)	OD (mm)	Approx Wt (lbs/ft)	Approx Wt (kg/ft)	Min Bend Rad (in)	Min Bend Rad (mm)	Max Rec WP (psi)	Max Rec WP (bar)	Std Pack Qty (ft)	Stock Status **
7123-19200	3/16	4.8	2	0.438	11.1	0.07	0.03	2.0	50.8	200	13.8	250	Y
7123-25200	1/4	6.4	2	0.500	12.7	0.09	0.04	2.5	63.5	200	13.8	250	Y

* **Welding Couplings:** As specified in [CGA publication E-1](#). Bulk inert gas hose couplings are not sold separately by Parker.

** **Stock:** "Y" indicates stocked item; "N" indicates non-stocked item. Stock status subject to change. Contact Parker Customer Service.



Cable Cover Hose Nonconductive

Series 7172

Series 7172 is a cable cover and water coolant hose used in arc welding systems. The hose construction is electrically nonconductive with a minimum resistance of one megaohm per inch at 1000 volts DC. The cover is resistant to abrasion, mild chemicals and ozone.

NOTES:

- For specially branded or unbranded hose, contact Parker.
- The user must determine if the hose is suitable for applications subject to electrical hazard. Contact Parker for additional information.

Tube:	Black nitrile/SBR blend
Reinforcement:	Multiple textile plies
Cover:	Black EPDM; smooth finish
Temp. Range:	-20°F to +212°F (-29°C to +100°C)
Brand Method:	White ink
Brand Example:	PARKER SERIES 7172 ELECTRICALLY NON-CONDUCTIVE CABLE COVER / WATER COOLANT HOSE (ID) 200 PSI MAX WP MADE IN USA (DATE CODE)
Design Factor:	4:1
Industry Standards:	None applicable
Applications:	<ul style="list-style-type: none"> • Air, water • Cable cover and coolant hose for arc welding systems
Vacuum:	Not recommended
Packaging:	Reels

Part Number	ID (in)	ID (mm)	Reinf Plies	OD (in)	OD (mm)	Approx Wt (lbs/ft)	Approx Wt (kg/ft)	Min Bend Rad (in)	Min Bend Rad (mm)	Max Rec WP (psi)	Max Rec WP (bar)	Std Pack Qty (ft)	Stock Status **
7172-19200	3/16	4.8	2	0.415	10.5	0.06	0.03	1.5	38.1	200	13.8	750	Y
7172-25200	1/4	6.4	2	0.477	12.1	0.07	0.03	2.0	50.8	200	13.8	750	Y
7172-31200	5/16	7.9	2	0.500	12.7	0.08	0.04	2.5	63.5	200	13.8	750	Y
7172-38200	3/8	9.5	2	0.601	15.3	0.11	0.05	3.0	76.2	200	13.8	650	Y

* **Welding Couplings:** Bulk welding hose couplings are not sold separately by Parker.

** **Stock:** "Y" indicates stocked item; "N" indicates non-stocked item. Stock status subject to change. Contact Parker Customer Service.

Couplings & Equipment



Couplings & Equipment Selector Guide

Series	Hose Application / Construction / Selector Guide		Size Range (in)	Page No.
S101CS	Crimp coupling	Male NPTF Pipe – Straight Rigid	3/4 - 1	384
S101HY	Crimp coupling	Male NPTF Pipe – Straight Rigid	1/4 - 1-1/4	375
S102HY	Crimp coupling	Female NPTF Pipe – Straight Rigid	1/4 - 1	376
S103HY	Crimp coupling	Male JIC 37° – Straight Rigid	1/4 - 1	376
S106HY	Crimp coupling	Female JIC 37° – Straight Swivel	1/4 - 1-1/4	377
S107HY	Crimp coupling	Female NPSM Pipe – Straight Swivel	1/4 - 1/2	377
S113HY	Crimp coupling	Male NPTF Pipe – Straight Swivel	1/4 - 1	378
S139HY	Crimp coupling	Female JIC 37° – Swivel 90° Elbow Short Drop	1/4 - 1	378
S1APWC	Crimp coupling, oil field	Male API – Straight Rigid	2	380
S101WC	Crimp coupling	Male NPTF Pipe – Straight Rigid	2	381
S106WC	Crimp coupling	Female JIC 37° – Straight Swivel	2	381
S10143	Crimp coupling	Male NPTF Pipe – Straight Rigid	1/4 - 2	379
S10643	Crimp coupling	Female JIC 37° – Straight Swivel	1/4 - 2	379
S11343	Crimp coupling	Male NPTF Pipe – Straight Swivel	1/4 - 1/2	380
S10171	Crimp coupling	Male NPTF Pipe – Straight Rigid	1-1/4 - 2	380
S20820	Reattachable coupling	Female SAE 45° – Straight Swivel	5/16	386
7610/CS	Crimp coupling, steam	Female Ground Joint NPSM with Wing Nut and O-Ring	3/4 - 1	385
7612	Spud adapter, steam	3/4" Female Pipe x 1-1/2" Ground Joint Male		385
7661/LA-FJ	Crimp coupling	Female JIC 37° – Straight Swivel	1	383
7661/LA-NP	Crimp coupling	Male NPTF Pipe – Straight Rigid	1	383
7661/LAR-FJ	Crimp coupling	Female JIC 37° – Straight Swivel with Internal O-Ring	1	384
7661/LAR-MP	Crimp coupling	Male NPTF Pipe – Straight Rigid with Internal O-Ring	1	384
7661/TY-FA	Crimp coupling	Female SAE 45° – Straight Swivel	1/4, 5/8	381
7661/TY-FF	Crimp coupling	Female NPTF Pipe – Straight Rigid	1/4	382
7661/TY-FJ	Crimp coupling	Female JIC 37° – Straight Swivel	1/4, 1/2	382
7661/TY-MP	Crimp coupling	Male NPTF Pipe – Straight Rigid	1/4, 1/2	382
7661/TY-SP	Crimp coupling	Male NPTF Pipe – Straight Swivel	1/2	383
CGHBL	Brass stem	Welding connection	3/4	386
HBL-C	Crimp coupling stem, DEF	Male NPTF Pipe – Straight Rigid (SS)	3/4	385
HBL-C	Crimp coupling stem, DEF	Male BSPP w/Seal – Straight Rigid (SS)	3/4	385
SMCP	Crimp ferrules, DEF	Nickel-Plated Brass	3/4	386
1000, 2100, 3100, 4100, 4500, 5100	Composite hose factory couplings	Aluminum, carbon steel, stainless steel	1 - 10	387
COS-K1	Adjustable crimper	1-1/4" ID hose capacity		388
COS-K2	Adjustable crimper	2" ID hose capacity		389
COS-K4	Adjustable crimper	4" ID hose capacity		390
660-T	Ferrule vise crimper, manual	1" ID hose capacity		392
670-T	Ferrule vise crimper, air powered	1" ID hose capacity		392

NOTE: This is a guide only. It is the responsibility of the end user to select and/or test the most appropriate product for the application. Refer to product pages for specific data. Contact Parker for additional information.

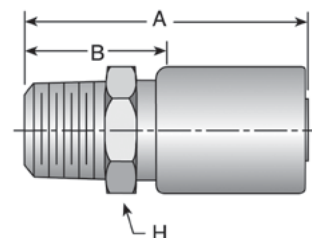
See [pages ii through iv](#) for an index of all product series by series number and [pages v through xv](#) for an index by application and by series name. Refer to [pages 9-10](#) for a complete listing of industry standards.

Due to continual product improvements, Parker reserves the right to alter specifications without prior notice.



Series HY

S101HY Male NPTF Pipe – Straight Rigid



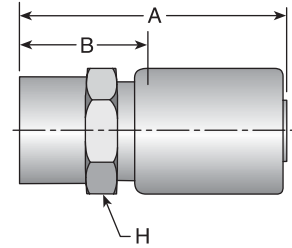
Part Number	Hose ID (in)	Thread ID (in)	Thread Dash Size	Dimensions					Std Pack Qty (per carton)	Approx Wt Per Ctn (lbs)	Stock Status **
				A (in)	A (mm)	H (in)	B (in)	B (mm)			
S101HY-2-4	1/4	1/8x27	-2	2.34	59	5/8	1.00	25	20	1.94	Y
S101HY-4-4	1/4	1/4x18	-4	2.53	64	9/16	1.19	30	25	2.73	Y
S101HY-4-6	3/8	1/4x18	-4	2.55	65	11/16	1.19	30	20	3.06	Y
S101HY-6-4	1/4	3/8x18	-6	2.53	64	3/4	1.19	30	20	2.68	Y
S101HY-6-6	3/8	3/8x18	-6	2.55	65	3/4	1.19	30	25	4.20	Y
S101HY-6-8	1/2	3/8x18	-6	2.72	69	7/8	1.38	35	20	4.54	Y
S101HY-8-6	3/8	1/2x14	-8	2.73	69	7/8	1.38	35	20	4.36	Y
S101HY-8-8	1/2	1/2x14	-8	2.91	74	7/8	1.41	40	25	6.53	Y
S101HY-8-10	5/8	1/2x14	-8	2.94	75	1-1/8	1.59	40	20	7.26	N
S101HY-8-12	3/4	1/2x14	-8	3.08	78	1-1/4	1.50	38	10	4.33	Y
S101HY-12-8	1/2	3/4x14	-12	2.91	74	1-1/16	1.56	40	20	7.60	Y
S101HY-12-10	5/8	3/4x14	-12	2.98	76	1-1/8	1.59	40	10	3.80	N
S101HY-12-12	3/4	3/4x14	-12	3.08	78	1-1/4	1.50	38	10	4.58	Y
S101HY-12-16	1	3/4x14	-12	3.23	82	1-3/8	1.63	41	10	5.40	N
S101HY-16-12	3/4	1x11-1/2	-16	3.27	83	1-3/8	1.69	43	10	5.10	Y
S101HY-16-16	1	1x11-1/2	-16	3.42	87	1-3/8	1.81	46	10	6.29	Y
S101HY-20-20	1-1/4	1-1/4 x 11-1/2	-20	3.84	98	1-3/4	2.00	51	4	6.62	Y

** Stock: "Y" indicates stocked item; "N" indicates non-stocked item. Stock status subject to change. Contact Parker Customer Service.

Couplings: Refer to CrimpSource at www.safehose.com for coupling recommendations and crimp specifications.

Series HY

S102HY Female NPTF Pipe – Straight Rigid

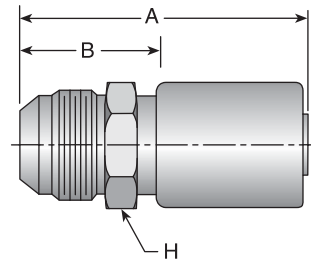


Part Number	Hose ID (in)	Thread ID (in)	Thread Dash Size	Dimensions					Std Pack Qty (per carton)	Approx Wt Per Ctn (lbs)	Stock Status **
				A (in)	A (mm)	H (in)	B (in)	B (mm)			
S102HY-2-4	1/4	1/8x27	-2	2.34	59	5/8	1.00	25	20	2.24	N
S102HY-4-4	1/4	1/4x18	-4	2.47	63	11/16	1.13	29	25	3.23	Y
S102HY-4-6	3/8	1/4x18	-4	2.48	63	11/16	1.13	29	20	2.94	N
S102HY-6-4	1/4	3/8x18	-6	2.47	63	7/8	1.13	29	20	2.94	N
S102HY-6-6	3/8	3/8x18	-6	2.48	63	7/8	1.13	29	25	4.58	N
S102HY-8-6	3/8	1/2x14	-8	2.75	70	1	1.41	36	25	5.53	N
S102HY-8-8	1/2	1/2x14	-8	2.84	72	1	1.50	38	25	6.98	N
S102HY-12-12	3/4	3/4x14	-12	2.83	72	1-1/4	1.25	32	10	4.05	N
S102HY-16-16	1	1x11-1/2	-16	3.27	83	1-1/2	1.66	42	10	6.18	N

** Stock: "Y" indicates stocked item; "N" indicates non-stocked item. Stock status subject to change. Contact Parker Customer Service.

Series HY

S103HY Male JIC 37° – Straight Rigid



Part Number	Hose ID (in)	Thread ID (in)	Thread Dash Size	Dimensions					Std Pack Qty (per carton)	Approx Wt Per Ctn (lbs)	Stock Status **
				A (in)	A (mm)	H (in)	B (in)	B (mm)			
S103HY-4-4	1/4	7/16x20	-4	2.52	64	5/8	1.19	30	25	2.75	Y
S103HY-6-4	1/4	9/16x18	-6	2.53	64	11/16	1.19	30	20	2.68	Y
S103HY-6-6	3/8	9/16x18	-6	2.54	65	11/16	1.19	30	25	3.80	Y
S103HY-6-8	1/2	9/16x18	-6	2.72	69	7/8	1.38	35	25	5.50	N
S103HY-8-6	3/8	3/4x16	-8	2.64	67	13/16	1.28	33	20	3.96	Y
S103HY-8-8	1/2	3/4x16	-8	2.81	71	5/8	1.47	37	25	6.10	Y
S103HY-10-8	1/2	7/8x14	-10	2.91	74	1	1.56	40	20	5.60	Y
S103HY-10-10	5/8	7/8x14	-10	2.98	76	1-1/8	1.59	40	25	9.08	N
S103HY-10-12	3/4	7/8x14	-10	3.08	78	1-1/4	1.50	38	5	2.23	N
S103HY-12-8	1/2	1-1/16x12	-12	3.02	77	1-1/8	1.66	42	25	8.98	N
S103HY-12-10	5/8	1-1/16x12	-12	3.09	78	1-1/8	1.72	44	25	9.65	N
S103HY-12-12	3/4	1-1/16x12	-12	3.19	81	1-1/4	1.63	41	10	4.60	Y
S103HY-16-12	3/4	1-5/16x12	-16	3.23	82	1-3/8	1.66	42	10	5.29	N
S103HY-16-16	1	1-5/16x12	-16	3.39	86	1-3/8	1.78	45	10	6.44	N

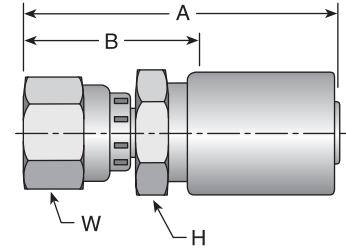
** Stock: "Y" indicates stocked item; "N" indicates non-stocked item. Stock status subject to change. Contact Parker Customer Service.

Couplings: Refer to CrimpSource at www.safehose.com for coupling recommendations and crimp specifications.



Series HY

S106HY Female JIC 37°– Straight Swivel

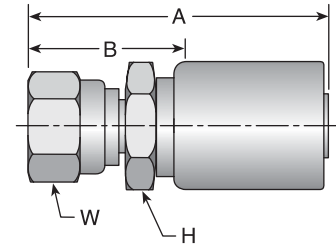


Part Number	Hose ID (in)	Thread ID (in)	Thread Dash Size	Dimensions						Std Pack Qty (per carton)	Approx Wt Per Ctn (lbs)	Stock Status **
				A (in)	A (mm)	H (in)	W (in)	B (in)	B (mm)			
S106HY-4-4	1/4	7/16x20	-4	2.60	66	9/16	9/16	1.25	32	25	3.18	Y
S106HY-4-6	3/8	7/16x20	-4	2.67	68	3/4	9/16	1.31	33	20	3.30	Y
S106HY-5-4	1/4	1/2x20	-5	2.65	67	9/16	5/8	1.31	33	20	2.52	Y
S106HY-6-4	1/4	9/16x18	-6	2.67	68	5/8	11/16	1.31	33	20	2.62	Y
S106HY-6-6	3/8	9/16x18	-6	2.69	68	11/16	11/16	1.34	34	50	8.35	Y
S106HY-6-8	1/2	9/16x18	-6	2.86	73	7/8	9/16	1.50	38	20	4.80	N
S106HY-8-6	3/8	3/4x16	-8	2.72	69	7/8	7/8	1.38	35	20	3.96	Y
S106HY-8-8	1/2	3/4x16	-8	2.90	74	7/8	7/8	1.56	40	50	13.20	Y
S106HY-8-10	5/8	3/4x16	-8	2.98	76	1-1/8	7/8	1.59	40	20	7.06	N
S106HY-8-12	3/4	3/4x16	-8	3.08	78	1-1/4	7/8	1.53	39	10	2.64	N
S106HY-10-8	1/2	7/8x14	-10	2.98	76	1	1	1.63	41	20	6.20	Y
S106HY-10-10	5/8	7/8x14	-10	3.06	78	1-1/8	1	1.69	43	25	9.95	Y
S106HY-10-12	3/4	7/8x14	-10	3.16	80	1-1/4	1	1.59	40	10	5.23	N
S106HY-12-8	1/2	1-1/16x12	-12	3.05	77	1-1/8	1-1/4	1.69	43	10	3.84	Y
S106HY-12-10	5/8	1-1/16x12	-12	3.12	79	1-1/8	1-1/4	1.75	44	10	4.48	Y
S106HY-12-12	3/4	1-1/16x12	-12	3.22	82	1-1/4	1-1/4	1.66	42	25	13.08	Y
S106HY-12-16	1	1-1/16x12	-12	3.38	86	1-3/8	1-1/4	1.75	44	10	6.40	N
S106HY-16-16	1	1-5/16x12	-16	3.45	88	1-3/8	1-1/2	1.84	47	10	6.86	Y
S106HY-20-20	1-1/4	1-5/8x12	-20	4.09	104	2	2	2.25	57	4	5.00	Y

** Stock: "Y" indicates stocked item; "N" indicates non-stocked item. Stock status subject to change. Contact Parker Customer Service.

Series HY

S107HY Female NPSM Pipe – Straight Swivel



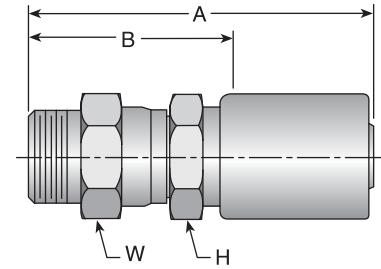
Part Number	Hose ID (in)	Thread ID (in)	Thread Dash Size	Dimensions						Std Pack Qty (per carton)	Approx Wt Per Ctn (lbs)	Stock Status **
				A (in)	A (mm)	H (in)	W (in)	B (in)	B (mm)			
S107HY-4-4	1/4	1/4x18	-4	2.66	68	9/16	11/16	1.31	33	20	2.76	N
S107HY-6-6	3/8	3/8x18	-6	2.55	65	3/4	7/8	1.19	30	25	5.25	Y
S107HY-8-8	1/2	1/2x14	-8	2.91	74	3/4	1	1.56	40	25	7.55	N

** Stock: "Y" indicates stocked item; "N" indicates non-stocked item. Stock status subject to change. Contact Parker Customer Service.

Couplings: Refer to CrimpSource at www.safehose.com for coupling recommendations and crimp specifications.

Series HY

S113HY Male NPTF Pipe – Straight Swivel

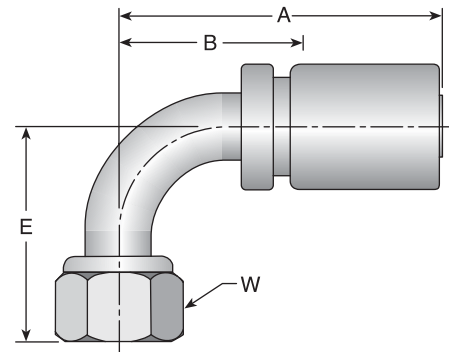


Part Number	Hose ID (in)	Thread ID (in)	Thread Dash Size	Dimensions						Std Pack Qty (per carton)	Approx Wt Per Ctn (lbs)	Stock Status **
				A (in)	A (mm)	H (in)	W (in)	B (in)	B (mm)			
S113HY-4-4	1/4	1/4x18	-4	3.06	78	9/16	5/8	1.72	44	25	2.95	Y
S113HY-6-6	3/8	3/8x18	-6	3.11	79	11/16	11/16	1.75	44	25	6.23	Y
S113HY-8-8	1/2	1/2x14	-8	3.50	89	7/8	7/8	2.16	55	25	8.55	Y
S113HY-12-12	3/4	3/4x14	-12	3.95	100	1-1/4	1-1/4	2.38	60	10	7.50	Y
S113HY-16-16	1	1x11-1/2	-16	4.23	107	1-1/2	1-1/2	2.63	67	10	11.52	Y

** Stock: "Y" indicates stocked item; "N" indicates non-stocked item. Stock status subject to change. Contact Parker Customer Service.

Series HY

S139HY Female JIC 37° – 90° Swivel Short Drop Elbow



Part Number	Hose ID (in)	Thread ID (in)	Thread Dash Size	Dimensions						Std Pack Qty (per carton)	Approx Wt Per Ctn (lbs)	Stock Status **	
				A (in)	A (mm)	E (in)	E (mm)	W (in)	B (in)				B (mm)
S139HY-4-4	1/4	7/16x20	-4	2.40	61	0.83	21	9/16	1.13	29	10	1.47	Y
S139HY-6-4	1/4	9/16x18	-6	2.65	67	0.91	23	3/4	1.38	35	10	1.63	Y
S139HY-6-6	3/8	9/16x18	-6	2.57	65	0.91	23	11/16	1.29	33	10	2.17	Y
S139HY-8-6	3/8	3/4x16	-8	2.64	67	1.14	29	7/8	1.37	35	10	2.70	Y
S139HY-8-8	1/2	3/4x16	-8	2.85	72	1.14	29	7/8	1.56	40	10	3.60	Y
S139HY-10-8	1/2	7/8x14	-10	3.01	76	1.26	32	1	1.72	44	10	3.72	Y
S139HY-10-10	5/8	7/8x14	-10	3.09	78	1.26	32	1	1.73	44	10	4.73	N
S139HY-12-8	1/2	1-1/16x12	-12	3.61	92	1.83	46	1-1/4	2.25	57	10	7.00	N
S139HY-12-10	5/8	1-1/16x12	-12	3.61	92	1.89	48	1-1/4	2.25	57	10	7.00	N
S139HY-12-12	3/4	1-1/16x12	-12	3.68	93	1.89	48	1-1/4	2.15	55	5	3.50	Y
S139HY-16-12	3/4	1-5/16x12	-16	4.33	110	2.14	54	1-1/2	2.78	71	5	4.30	N
S139HY-16-16	1	1-5/16x12	-16	4.31	109	2.31	59	1-1/2	2.69	68	5	4.78	Y

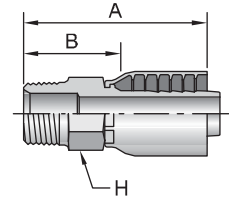
** Stock: "Y" indicates stocked item; "N" indicates non-stocked item. Stock status subject to change. Contact Parker Customer Service.

Couplings: Refer to CrimpSource at www.safehose.com for coupling recommendations and crimp specifications.



Series 43

S10143 Male NPTF Pipe – Straight Rigid

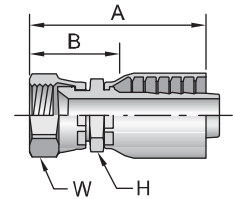


Part Number	Hose ID (in)	Thread ID (in)	Thread Dash Size	Dimensions					Std Pack Qty (per carton)	Approx Wt Per Ctn (lbs)	Stock Status **
				A (in)	A (mm)	H (in)	B (in)	B (mm)			
S10143-4-4	1/4	1/4x18	-4	2.01	51	9/16	1.26	32	25	3.00	Y
S10143-6-6	3/8	3/8x18	-6	2.37	60	3/4	1.34	34	25	4.25	Y
S10143-8-8	1/2	1/2x14	-8	2.84	72	7/8	1.58	40	20	5.30	Y
S10143-12-12	3/4	3/4x14	-12	3.09	78	1-1/16	1.65	42	10	4.35	Y
S10143-16-16	1	1x11-1/2	-16	2.59	66	1-3/8	1.97	50	5	3.71	Y
S10143-20-20	1-1/4	1-1/4x11-1/2	-20	4.08	104	1-3/4	2.39	61	5	5.50	Y
S10143-24-24	1-1/2	1-1/2x11-1/2	-24	3.50	89	2	2.13	54	5	8.06	Y
S10143-32-32	2	2x11-1/2	-32	4.05	103	2-1/2	2.27	58	5	13.37	Y

** Stock: "Y" indicates stocked item; "N" indicates non-stocked item. Stock status subject to change. Contact Parker Customer Service.

Series 43

S10643 Female JIC 37° – Straight Swivel



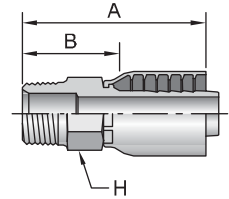
Part Number	Hose ID (in)	Thread ID (in)	Thread Dash Size	Dimensions					Std Pack Qty (per carton)	Approx Wt Per Ctn (lbs)	Stock Status **
				A (in)	A (mm)	H (in)	W (in)	B (in)	B (mm)		
S10643-4-4	1/4	7/16x20	-4	1.94	49	9/16	9/16	1.19	30	2.63	Y
S10643-6-6	3/8	9/16x18	-6	2.29	58	11/16	11/16	1.26	32	4.33	Y
S10643-8-8	1/2	3/4x16	-8	2.63	67	13/16	7/8	1.37	35	5.14	Y
S10643-12-12	3/4	1-1/16x12	-12	3.17	81	1-1/16	1-1/4	1.73	44	2.35	Y
S10643-16-16	1	1-5/16x12	-16	3.62	92	1-3/8	1-1/2	2.00	51	4.15	Y
S10643-20-20	1-1/4	1-5/8x12	-20	3.94	100	1-7/8	2	2.25	57	7.60	Y
S10643-24-24	1-1/2	1-7/8x12	-24	3.84	98	2-1/8	2-1/4	2.47	63	4.00	Y
S10643-32-32	2	2-1/2x12	-32	4.73	120	2-1/2	2-7/8	2.95	75	3.08	Y

** Stock: "Y" indicates stocked item; "N" indicates non-stocked item. Stock status subject to change. Contact Parker Customer Service.

Couplings: Refer to CrimpSource at www.safehose.com for coupling recommendations and crimp specifications.

Series 43

S11343 Male NPTF Pipe – Straight Swivel

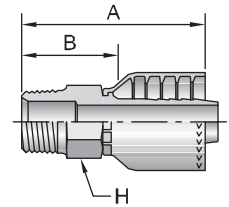


Part Number	Hose ID (in)	Thread ID (in)	Thread Dash Size	Dimensions					Std Pack Qty (per carton)	Approx Wt Per Ctn (lbs)	Stock Status **
				A (in)	A (mm)	H (in)	B (in)	B (mm)			
S11343-4-4	1/4	1/4X18	-4	2.68	68	5/8	1.93	49	10	1.53	N
S11343-6-6	3/8	3/8X18	-6	3.08	78	3/4	2.05	52	10	2.55	Y
S11343-8-8	1/2	1/2X14	-8	3.52	89	7/8	2.26	57	10	3.70	Y

** Stock: "Y" indicates stocked item; "N" indicates non-stocked item. Stock status subject to change. Contact Parker Customer Service.

Series 71

S10171 Male NPTF Pipe – Straight Rigid

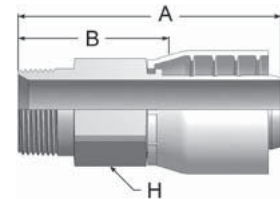


Part Number	Hose ID (in)	Thread ID (in)	Thread Dash Size	Dimensions					Std Pack Qty (per carton)	Approx Wt Per Ctn (lbs)	Stock Status **
				A (in)	A (mm)	H (in)	B (in)	B (mm)			
S10171-20-20	1-1/4	1-1/4x11-1/2	-20	4.06	103	1-3/4	2.39	61	2	2.50	Y
S10171-24-24	1-1/2	1-1/2x11-1/2	-24	4.32	110	2	2.19	56	1	2.02	Y
S10171-32-32	2	2x11-1/2	-32	4.66	118	2-1/2	2.52	64	2	6.45	Y

** Stock: "Y" indicates stocked item; "N" indicates non-stocked item. Stock status subject to change. Contact Parker Customer Service.

Series WC

S1APWC Male API – Straight Rigid



Part Number	Hose ID (in)	Thread ID (in)	Thread Dash Size	Dimensions					Std Pack Qty (per carton)	Approx Wt Per Ctn (lbs)	Stock Status **
				A (in)	A (mm)	H (in)	B (in)	B (mm)			
S1APWC-32-32	2	2x11-1/2	-32	7.17	182	2-5/8	3.92	99	2	2.00	Y

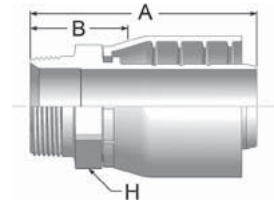
** Stock: "Y" indicates stocked item; "N" indicates non-stocked item. Stock status subject to change. Contact Parker Customer Service.

Couplings: Refer to CrimpSource at www.safehose.com for coupling recommendations and crimp specifications.



Series WC

S101WC Male NPTF Pipe – Straight Rigid

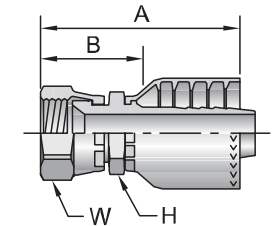


Part Number	Hose ID (in)	Thread ID (in)	Thread Dash Size	Dimensions					Std Pack Qty (per carton)	Approx Wt Per Ctn (lbs)	Stock Status **
				A (in)	A (mm)	H (in)	B (in)	B (mm)			
S101WC-32-32	2	2x11-1/2	-32	5.39	137	2-5/8	2.14	54	2	2.00	Y

** Stock: "Y" indicates stocked item; "N" indicates non-stocked item. Stock status subject to change. Contact Parker Customer Service.

Series WC

S106WC Female JIC 37° – Straight Swivel

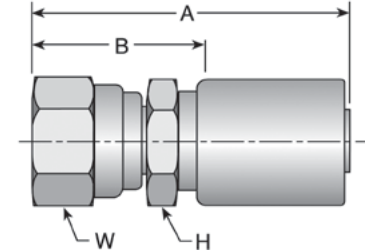


Part Number	Hose ID (in)	Thread ID (in)	Thread Dash Size	Dimensions						Std Pack Qty (per carton)	Approx Wt Per Ctn (lbs)	Stock Status **
				A (in)	A (mm)	H (in)	W (in)	B (in)	B (mm)			
S106WC-32-32	2	2-1/2x12	-32	5.95	151	2-5/8	2-7/8	2.70	69	2	2.00	Y

** Stock: "Y" indicates stocked item; "N" indicates non-stocked item. Stock status subject to change. Contact Parker Customer Service.

Series 7661/TY-FA

Female SAE 45° – Straight Swivel

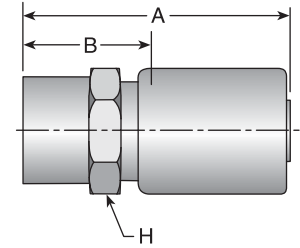


Part Number	Hose ID (in)	Thread ID (in)	Thread Dash Size	Dimensions						Std Pack Qty (per carton)	Approx Wt Per Ctn (lbs)	Stock Status **
				A (in)	A (mm)	H (in)	W (in)	B (in)	B (mm)			
7661-06FA04TY	1/4	5/8x18	-6	2.72	69	11/16	3/4	1.38	35	20	2.20	Y
7661-08FA08TY	1/2	3/4x16	-8	2.91	74	7/8	7/8	1.405	36	20	4.20	N
7661-10FA10TY	5/8	7/8x14	-10	3.06	78	1-1/8	1	1.69	43	20	6.20	N

** Stock: "Y" indicates stocked item; "N" indicates non-stocked item. Stock status subject to change. Contact Parker Customer Service.

Couplings: Refer to CrimpSource at www.safehose.com for coupling recommendations and crimp specifications.

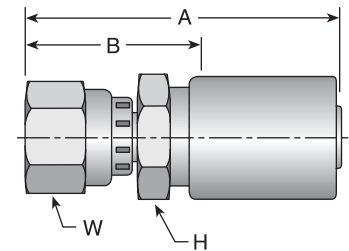
Series 7661/TY-FF Female NPTF Pipe – Straight Rigid



Part Number	Hose ID (in)	Thread ID (in)	Thread Dash Size	Dimensions					Std Pack Qty (per carton)	Approx Wt Per Ctn (lbs)	Stock Status **
				A (in)	A (mm)	H (in)	B (in)	B (mm)			
7661-04FF04TY	1/4	1/4x18	-4	2.47	63	11/16	1.15	26	25	3.23	Y

** Stock: "Y" indicates stocked item; "N" indicates non-stocked item. Stock status subject to change. Contact Parker Customer Service.

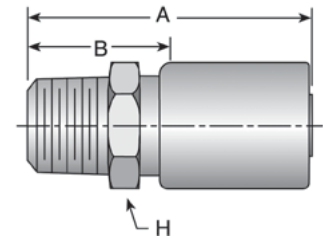
Series 7661/TY-FJ Female JIC 37° – Straight Swivel



Part Number	Hose ID (in)	Thread ID (in)	Thread Dash Size	Dimensions						Std Pack Qty (per carton)	Approx Wt Per Ctn (lbs)	Stock Status **
				A (in)	A (mm)	H (in)	W (in)	B (in)	B (mm)			
7661-04FJ04TY	1/4	7/16x20	-4	2.60	66	9/16	9/16	1.25	32	25	3.18	Y
7661-08FJ08TY	1/2	3/4x16	-8	2.90	74	7/8	7/8	1.56	40	25	6.60	Y
7661-10FJ08TY	1/2	7/8x14	-10	2.98	76	1	1	1.63	41	20	5.28	Y

** Stock: "Y" indicates stocked item; "N" indicates non-stocked item. Stock status subject to change. Contact Parker Customer Service.

Series 7661/TY-MP Male NPTF Pipe – Straight Rigid



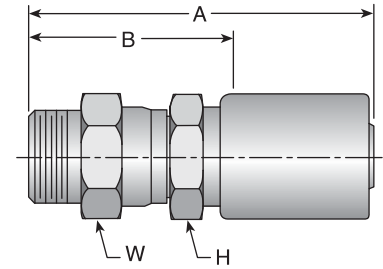
Part Number	Hose ID (in)	Thread ID (in)	Thread Dash Size	Dimensions					Std Pack Qty (per carton)	Approx Wt Per Ctn (lbs)	Stock Status **
				A (in)	A (mm)	H (in)	B (in)	B (mm)			
7661-04MP04TY	1/4	1/4x18	-4	2.53	64	9/16	1.19	30	50	7.00	Y
7661-06MP08TY	1/2	3/8x18	-6	2.72	69	7/8	1.38	35	20	6.00	N
7661-08MP08TY	1/2	1/2x14	-8	2.91	74	7/8	1.56	40	50	15.00	Y
7661-12MP08TY	1/2	3/4x14	-12	2.91	74	1-1/16	1.56	40	20	6.00	Y

** Stock: "Y" indicates stocked item; "N" indicates non-stocked item. Stock status subject to change. Contact Parker Customer Service.

Couplings: Refer to CrimpSource at www.safehose.com for coupling recommendations and crimp specifications.



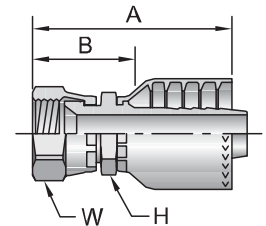
Series 7661/TY-SP Male NPTF Pipe – Straight Swivel



Part Number	Hose ID (in)	Thread ID (in)	Thread Dash Size	Dimensions						Std Pack Qty (per carton)	Approx Wt Per Ctn (lbs)	Stock Status **
				A (in)	A (mm)	H (in)	W (in)	B (in)	B (mm)			
7661-08SP08TY	1/2	1/2x14	-8	3.50	89	7/8	7/8	2.16	55	25	8.55	Y

** Stock: "Y" indicates stocked item; "N" indicates non-stocked item. Stock status subject to change. Contact Parker Customer Service.

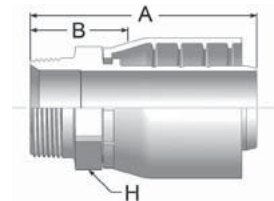
Series 7661/LA-FJ Female JIC 37° – Straight Swivel



Part Number	Hose ID (in)	Thread ID (in)	Thread Dash Size	Dimensions						Std Pack Qty (per carton)	Approx Wt Per Ctn (lbs)	Stock Status **
				A (in)	A (mm)	H (in)	W (in)	B (in)	B (mm)			
7661-32FJ32LA	2	2-1/2x12	-32	5.39	137	2-5/8	2-7/8	2.70	69	7	27.20	Y

** Stock: "Y" indicates stocked item; "N" indicates non-stocked item. Stock status subject to change. Contact Parker Customer Service.

Series 7661/LA-NP Male NPTF Pipe – Straight Rigid



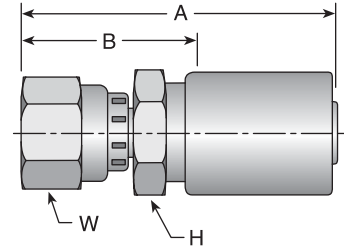
Part Number	Hose ID (in)	Thread ID (in)	Thread Dash Size	Dimensions					Std Pack Qty (per carton)	Approx Wt Per Ctn (lbs)	Stock Status **
				A (in)	A (mm)	H (in)	B (in)	B (mm)			
7661-32NP32LA	2	2x11-1/2	-32	5.39	137	2-5/8	2.14	54	8	26.90	Y

** Stock: "Y" indicates stocked item; "N" indicates non-stocked item. Stock status subject to change. Contact Parker Customer Service.

Couplings: Refer to CrimpSource at www.safehose.com for coupling recommendations and crimp specifications.

Series 7661/LAR-FJ

Female JIC 37° – Straight Swivel with Internal O-Ring

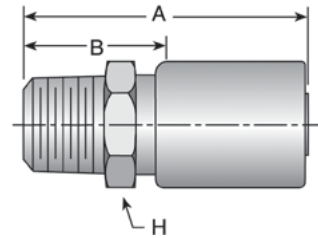


Part Number	Hose ID (in)	Thread ID (in)	Thread Dash Size	Dimensions						Std Pack Qty (per carton)	Approx Wt Per Ctn (lbs)	Stock Status **
				A (in)	A (mm)	H (in)	W (in)	B (in)	B (mm)			
7661-16FJ16LAR	1	1-5/16x12	-16	3.55	90	1-3/8	1-3/8	1.81	46	25	17.15	Y

** Stock: "Y" indicates stocked item; "N" indicates non-stocked item. Stock status subject to change. Contact Parker Customer Service.

Series 7661/LAR-MP

Male NPTF Pipe – Straight Rigid with Internal O-Ring

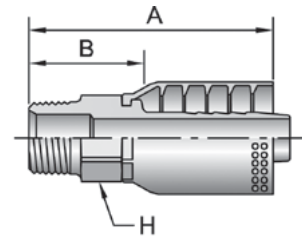


Part Number	Hose ID (in)	Thread ID (in)	Thread Dash Size	Dimensions					Std Pack Qty (per carton)	Approx Wt Per Ctn (lbs)	Stock Status **
				A (in)	A (mm)	H (in)	B (in)	B (mm)			
7661-16MP16LAR	1	1x11-1/2	-16	3.42	87	1-3/8	1.69	43	25	15.73	Y

** Stock: "Y" indicates stocked item; "N" indicates non-stocked item. Stock status subject to change. Contact Parker Customer Service.

Series CS

S101CS Male NPTF Pipe – Straight Rigid



Part Number	Hose ID (in)	Thread ID (in)	Thread Dash Size	Dimensions					Std Pack Qty (per carton)	Approx Wt Per Ctn (lbs)	Stock Status **
				A (in)	A (mm)	H (in)	B (in)	B (mm)			
S101CS-12-12	3/4	3/4x14	-12	3.56	90	1-1/8	1.75	44	25	16.05	Y
S101CS-16-16	1	1x11-1/2	-16	3.94	100	1-3/8	2.00	51	25	27.43	Y

** Stock: "Y" indicates stocked item; "N" indicates non-stocked item. Stock status subject to change. Contact Parker Customer Service.

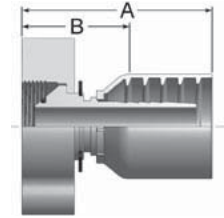
Couplings: Refer to CrimpSource at www.safehose.com for coupling recommendations and crimp specifications.



Series 7610/CS

Crimp Coupling for Steam Hose

Female Ground Joint NPSM with Wing Nut and O-Ring




Part Number	Description	Hose ID (in)	Thread (in)	Dimensions				Std Pack Qty (per carton)	Approx Wt Per Each (lbs)	Stock Status **
				A (in)	A (mm)	B (in)	B (mm)			
7610-12CSGJF	With Wing Nut	3/4	1-1/2	3.70	94	1.57	40	Per Order	1.00	Y
7610-12CSGJFS	Spud	3/4	1-1/2	n/a	n/a	n/a	n/a	Per Order	1.00	Y
7610-16CSGJF	With Wing Nut	1	1-1/2	3.97	100	1.53	39	Per Order	1.00	Y

** Stock: "Y" indicates stocked item; "N" indicates non-stocked item. Stock status subject to change. Contact Parker Customer Service.

Series 7612

Spud Adapter for Steam Hose



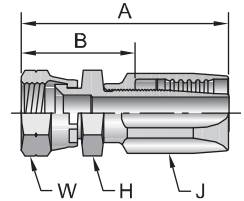
Part Number	Description	Std Pack Qty (per carton)	Approx Wt Per Ctn (lbs)	Stock Status **
7612-750GFS3	3/4" Female Pipe Straight to 1-1/2" Ground Joint Male	10	10.00	Y

** Stock: "Y" indicates stocked item; "N" indicates non-stocked item. Stock status subject to change. Contact Parker Customer Service.

Series 20

Reattachable Couplings for LPG Fuel Hose

Female SAE 45° – Straight Swivel



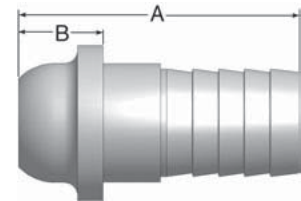
Part Number	Hose ID (in)	Thread ID (in)	Thread Dash Size	Dimensions							Std Pack Qty (per carton)	Approx Wt Per Ctn (lbs)	Stock Status **
				A (in)	A (mm)	H (in)	J (in)	W (in)	B (in)	B (mm)			
S20820-6-6	5/16	5/8x18	-6	2.36	60	3/4	13/16	3/4	1.44	37	25	4.20	Y

** Stock: "Y" indicates stocked item; "N" indicates non-stocked item. Stock status subject to change. Contact Parker Customer Service.

Series CGHBL

Brass Stem for Welding Hose

NOTE: Use D Nuts

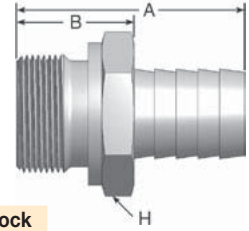


Part Number	Hose ID (in)	Dimensions				Std Pack Qty (per carton)	Approx Wt Per Each (lbs)	Stock Status **
		A (in)	A (mm)	B (in)	B (mm)			
CGHBL-12-12	3/4	2.26	57	0.62	16	Per Order	0.50	Y

** Stock: "Y" indicates stocked item; "N" indicates non-stocked item. Stock status subject to change. Contact Parker Customer Service.

Couplings: Refer to CrimpSource at www.safehose.com for coupling recommendations and crimp specifications.

Series HBL-C 304 Stainless Steel Male BSPP w/Seal – Straight Rigid For Series 7116M and 7215 DEF Hose

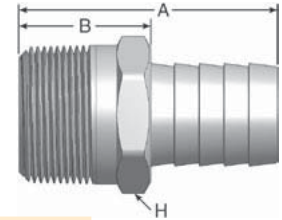


Part Number	Hose ID (in)	Thread ID (in)	Thread Dash Size	Dimensions					Std Pack Qty (per carton)	Approx Wt Per Ctn (lbs)	Stock Status **
				A (in)	A (mm)	H (in)	B (in)	B (mm)			
S1D00NMHBL-12-12C	3/4	3/4x14	-12	2.00	51	1-1/4	1.03	26	25	4.36	Y

**** Stock:** "Y" indicates stocked item; "N" indicates non-stocked item. Stock status subject to change. Contact Parker Customer Service.

NOTE: Requires SMCP24631 or SMCP24633 ferrules.

Series HBL-C 304 Stainless Steel Male NPTF Pipe – Straight Rigid For Series 7116M and 7215 DEF Hose



Part Number	Hose ID (in)	Thread ID (in)	Thread Dash Size	Dimensions					Std Pack Qty (per carton)	Approx Wt Per Ctn (lbs)	Stock Status **
				A (in)	A (mm)	H (in)	B (in)	B (mm)			
S125HBL-12-12C	3/4	3/4x14	-12	1.98	50	1-1/16	1.01	26	25	4.36	Y

**** Stock:** "Y" indicates stocked item; "N" indicates non-stocked item. Stock status subject to change. Contact Parker Customer Service.

NOTE: Requires SMCP24631 or SMCP24633 ferrules.

Series SMCP Nickel Plated Brass Ferrule



Part Number	Hose Series	Hose ID (in)	Ferrule ID (in)	Ferrule ID (in)	Ferrule ID (mm)	Std Pack Qty (per carton)	Approx Wt Per Ctn (lbs)	Stock Status **
SMCP24631	7215	3/4	1.225	0.968	24.6	25	2.50	Y
SMCP24633	7116M	3/4	1.200	0.843	21.4	25	2.50	Y

**** Stock:** "Y" indicates stocked item; "N" indicates non-stocked item. Stock status subject to change. Contact Parker Customer Service.

Couplings: Refer to CrimpSource at www.safehose.com for coupling recommendations and crimp specifications.

Composite Hose Standard Factory Couplings

Coupling End Style	Coupling Material Standard Hose Series 1000, 2100	Coupling Material Standard Hose Series 31000, 4100, 5100	Coupling Material Standard Hose Series 4500	Hose I.D.								
				1"	1-1/2"	2"	2-1/2"	3"	4"	6"	8"	10"
Cam & Groove Female	Carbon Steel (Aluminum optional)	316 Stainless Steel	n/a	■	■	■	■	■	■			
Cam & Groove Male	Carbon Steel (Aluminum optional)	316 Stainless Steel	n/a	■	■	■	■	■	■			
Ferrules	Carbon Steel	304 Stainless Steel (316SS optional)	Carbon Steel	■	■	■	■	■	■	■	■	■
Flange Fixed or Floating ANSI 150#	Carbon Steel	304 Stainless Steel (316SS optional)	n/a			■		■	■	■	■	■
Flange Fixed or Floating ANSI 300#	Carbon Steel	304 Stainless Steel (316SS optional)	n/a			■		■	■	■	■	■
Flange Stem	Carbon Steel	316 Stainless Steel	n/a			■		■	■	■	■	■
Male Pipe Stem	Carbon Steel	316 Stainless Steel	n/a	■	■	■	■	■	■	■	■	
TTMA (Truck Trailer Mfrs Assn)	n/a	n/a	Carbon Steel					■	■			

Refer to the **Composite Hose** section of this catalog for specific hose information.

Couplings: Refer to CrimpSource at www.safehose.com for coupling recommendations and crimp specifications.

COS-K1

Adjustable Crimper

The COS-K1 is a versatile adjustable crimper that provides accurate, reliable, repeatable, quick and easy crimping for hose up to 1-1/4" ID.

- 60 tons of crimping force
- 1.0 horsepower hydraulic pump
- 115 VAC single phase power
- Bench mountable
- Capability:
 - to 1-1/4" industrial hose
 - to 1-1/4" 4-spiral wire hose



Part Number	Description	Die Closure (in)	Dimensions	Approx Wt (lbs)	Stock Status **	Availability
COS-K1	115 VAC, 1-phase		12.5" W x 22" L x 22.5" H	140	N	
COS-K2-SHELF	Die storage rack			43	N	Included
COS-K2-STAND	Crimper stand			50	N	Optional
	Pusher plate				N	Included
EN98-020-01S	Split die set, red	0.520		4	N	Optional
EN98-020-02S	Split die set, yellow	0.670		4	N	Optional
EN98-020-03S	Split die set, blue	0.830		4	N	Optional
EN98-020-04S	Split die set, green	1.100		4	N	Optional
EN98-020-05S	Split die set, black	1.320		4	N	Optional
EN98-020-06S	Split die set, brown	1.500		4	N	Optional
EN98-020-07S	Split die set, clear	1.730		4	N	Optional
EN98-020-08S	Split die set, purple	1.920		4	N	Optional

Solid die sets available. Contact Parker Customer Service.

** **Stock:** "Y" indicates stocked item; "N" indicates non-stocked item. Stock status subject to change. Contact Parker Customer Service.

Couplings: Refer to CrimpSource at www.safehose.com for coupling recommendations and crimp specifications.



COS-K2

Adjustable Crimper

The COS-K2 is a versatile adjustable crimper that provides accurate, reliable, repeatable, quick and easy crimping for hose up to 2" ID.

- 80 tons of crimping force
- 2.0 horsepower hydraulic pump
- 115 VAC single phase power
- Bench mountable
- Capability:
 - to 2" industrial hose
 - to 2" 4-spiral wire hose
 - to 1-1/2" 6-spiral wire hose



Part Number	Description	Die Closure (in)	Dimensions	Approx Wt (lbs)	Stock Status **	Availability
COS-K2	115 VAC, 1-phase		17" W x 32" L x 29" H	375	N	
COS-K2-SHELF	Die storage rack			43	N	Optional
COS-K2-STAND	Crimper stand			50	N	Optional
	Pusher plate				N	Included
EN98-020-01S	Split die set, red	0.520		4	N	Optional
EN98-020-02S	Split die set, yellow	0.670		4	N	Optional
EN98-020-03S	Split die set, blue	0.830		4	N	Optional
EN98-020-04S	Split die set, green	1.100		4	N	Optional
EN98-020-05S	Split die set, black	1.320		4	N	Optional
EN98-020-06S	Split die set, brown	1.500		4	N	Optional
EN98-020-07S	Split die set, clear	1.730		4	N	Optional
EN98-020-08S	Split die set, purple	1.920		4	N	Optional
EN98-032-05S	Split die set, pink	2.140		17	N	Optional
EN98-032-01S	Split die set, pink	2.300		17	N	Optional
EN98-032-06S	Split die set, tan	2.500		17	N	Optional
EN98-032-02S	Split die set, white	2.800		17	N	Optional

Solid die sets available. Contact Parker Customer Service.

** **Stock:** "Y" indicates stocked item; "N" indicates non-stocked item. Stock status subject to change. Contact Parker Customer Service.

Couplings: Refer to CrimpSource at www.safehose.com for coupling recommendations and crimp specifications.

COS-K4

Adjustable Crimper

Electronic Crimp Setting/Adjustment

The COS-K4 is a versatile adjustable crimper that provides accurate, reliable, repeatable, quick and easy crimping for hose up to 4" ID.

- 265 tons of crimping force
- 7.5 horsepower hydraulic pump, 8 gallon reservoir (5 horsepower pump for single phase model)
- Available in 3 models:
 - 208-230 VAC 1-phase
 - 208-230 VAC 3-phase
 - 440-480 VAC 3-phase
- Master die ID: 145mm
- Master die opening without dies: 205mm
- Master die opening with dies: Die diameter + 60mm
- Maximum crimping diameter: 136mm
- Electronic crimp setting/adjustment
- Manual and automatic operation
- Heavy-duty base
- Capability:
 - to 4" industrial hose
 - to 2" 4-spiral wire hose
 - to 1-1/2" 6-spiral wire hose



K4 Crimper Stand

Part Number	Description	Die Closure (mm)	Die Length (mm)	Dimensions	Approx Wt (lbs)	Stock Status **	Availability
COS-K4SP220	208-230 VAC, 1-phase			18.3" W x 27.25" L x 31.25" H	573	N	
COS-K4TP220	208-230 VAC, 3-phase			18.3" W x 27.25" L x 31.25" H	573	N	
COS-K4SP440	440-480 VAC, 3-phase			18.3" W x 27.25" L x 31.25" H	573	N	
	Foot switch					N	Included
	Master die, 145mm					N	Included
	Adapter die, 145mm (for 99mm dies)					N	Included
101247-99	Crimper stand, storage rack, die-change tool for 99 mm dies				90	N	Optional
EBS-60	Back set-stop, electrical				5	N	Optional
MBS-60	Back set-stop, mechanical				6	N	Optional

(Continued on the following page)

Couplings: Refer to CrimpSource at www.safehose.com for coupling recommendations and crimp specifications.



COS-K4, Industrial Hose Adjustable Crimper (Continued)

Part Number	Description	Die Closure (mm)	Die Length (mm)	Approx Wt (lbs)	Stock Status **	Availability
18506-07	Solid Die Set	7	55	4	N	Optional
18506-08	Solid Die Set	8	55	4	N	Optional
18506-10	Solid Die Set	10	55	4	N	Optional
18506-12	Solid Die Set	12	55	4	N	Optional
18506-14	Solid Die Set	14	55	4	N	Optional
18506-16	Solid Die Set	16	55	4	N	Optional
18506-19	Solid Die Set	19	55	4	N	Optional
18506-22	Solid Die Set	22	70	4	N	Optional
18506-26	Solid Die Set	26	70	4	N	Optional
18506-30	Solid Die Set	30	70	4	N	Optional
18506-34	Solid Die Set	34	75	4	N	Optional
18506-39	Solid Die Set	39	75	4	N	Optional
18506-45	Solid Die Set	45	90	4	N	Optional
18506-51	Solid Die Set	51	90	4	N	Optional
18506-57	Solid Die Set	57	100	4	N	Optional
18506-63	Solid Die Set	63	110	4	N	Optional
18506-69	Solid Die Set	69	110	4	N	Optional
18506-74	Solid Die Set	74	110	4	N	Optional
18506-78	Solid Die Set	78	110	4	N	Optional
145S-84-125	Solid Die Set	84	125	9	N	Optional
145S-88-130	Solid Die Set	88	130	9	N	Optional
145S-92-125	Solid Die Set	92	125	9	N	Optional
145S-96-125	Solid Die Set	96	125	9	N	Optional
145S-100-125	Solid Die Set	100	125	9	N	Optional
145S-108-125	Solid Die Set	108	125	9	N	Optional
145S-116-125	Solid Die Set	116	125	9	N	Optional
145S-120-125	Solid Die Set	120	125	9	N	Optional
145S-126-125	Solid Die Set	126	125	9	N	Optional

** Stock: "Y" indicates stocked item; "N" indicates non-stocked item. Stock status subject to change. Contact Parker Customer Service.

Couplings: Refer to CrimpSource at www.safehose.com for coupling recommendations and crimp specifications.

Vise Crimpers

660-T Manual / 670-T Air-Powered

The 660-T/670-T is a versatile, lightweight bench-mounted crimper for quick and easy crimping of low pressure industrial hose to 1" ID using barbed inserts and lightweight ferrules.

NOTE: Parker does not provide crimp specifications for these crimpers.



670-T Air Powered



660-T Manual

Part Number	Description	Die Closure (in)	Approx Wt (lbs)	Stock Status **	Availability
660-T	Manual unit		21	N	
660-TBS	Back stop, mechanical			N	Optional
	Detachable handle			N	Included
670-T	Air powered unit		95	N	
660-TBS	Back stop, mechanical			N	Included
	Air cylinder			N	Included
	Connector hose			N	Included
	Foot switch			N	Included
662-T-310	Die, smooth	0.310	1	N	Optional
662-T-350	Die, smooth	0.350	1	N	Optional
662-T-375	Die, smooth	0.375	1	N	Optional
662-T-400	Die, smooth	0.400	1	N	Optional
662-T-425	Die, smooth	0.425	1	N	Optional
662-T-450	Die, smooth	0.450	1	N	Optional
662-T-475	Die, smooth	0.475	1	N	Optional
662-T-500	Die, smooth	0.500	1	N	Optional
662-T-525	Die, smooth	0.525	1	N	Optional
662-T-550	Die, smooth	0.550	1	N	Optional
662-T-575	Die, smooth	0.575	1	N	Optional
662-T-600	Die, smooth	0.600	1	N	Optional
662-T-625	Die, smooth	0.625	1	N	Optional
662-T-650	Die, smooth	0.650	1	N	Optional
662-T-675	Die, smooth	0.675	1	N	Optional
662-T-700	Die, smooth	0.700	1	N	Optional
662-T-725	Die, smooth	0.725	1	N	Optional
662-T-750	Die, smooth	0.750	1	N	Optional
662-T-775	Die, smooth	0.775	1	N	Optional
662-T-800	Die, smooth	0.800	1	N	Optional
662-T-825	Die, smooth	0.825	1	N	Optional
662-T-850	Die, smooth	0.850	1	N	Optional
662-T-875	Die, smooth	0.875	1	N	Optional
662-T-900	Die, smooth	0.900	1	N	Optional
662-T-925	Die, smooth	0.925	1	N	Optional
662-T-950	Die, smooth	0.950	1	N	Optional
662-T-975	Die, smooth	0.975	1	N	Optional
662-T-1075	Die, smooth	1.075	1	N	Optional
662-T-1075H	Die, ribbed	1.075	1	N	Optional
662-T-1150	Die, smooth	1.150	1	N	Optional

** Stock: "Y" indicates stocked item; "N" indicates non-stocked item. Stock status subject to change. Contact Parker Customer Service.



Safety & Technical Information



Safety & Technical Information

Description	Page No.
Parker Safety Guide No. 4400-B.1	395
Critical Applications	398
California Proposition 65	403
Industry Publications	403
Basic Hose Constructions	404
Age Control	406
Electrical Properties	406
Force-to-Bend and Minimum Bend Radius	407
Oil and Fuel Resistance	407
Suction and Vacuum	408
Couplings – Dimensions of 150-Lb. Steel Flanges ASA	410
Couplings – Dimensions of 300-Lb. Steel Flanges ASA	410
Couplings – Thread Compatibility	409



Parker Safety Guide for Selecting and Using Hose, Tubing, Fittings and Related Accessories

Parker Publication No. 4400-B.1

Revised: November, 2007

WARNING: Failure or improper selection or improper use of hose, tubing, fittings, assemblies or related accessories ("Products") can cause death, personal injury and property damage. Possible consequences of failure or improper selection or improper use of these Products include but are not limited to:

- Fittings thrown off at high speed.
- High velocity fluid discharge.
- Explosion or burning of the conveyed fluid.
- Electrocuting from high voltage electric powerlines.
- Contact with suddenly moving or falling objects that are controlled by the conveyed fluid.
- Injections by high-pressure fluid discharge.
- Dangerously whipping Hose.
- Contact with conveyed fluids that may be hot, cold, toxic or otherwise injurious.
- Sparking or explosion caused by static electricity buildup or other sources of electricity.
- Sparking or explosion while spraying paint or flammable liquids.
- Injuries resulting from inhalation, ingestion or exposure to fluids.

Before selecting or using any of these Products, it is important that you read and follow the instructions below. Only Hose from Parker's Stratoflex Products Division is approved for in-flight aerospace applications.

1.0 GENERAL INSTRUCTIONS

- 1.1 Scope:** This safety guide provides instructions for selecting and using (including assembling, installing, and maintaining) these Products. For convenience, all rubber and/or thermoplastic products commonly called "hose" or "tubing" are called "Hose" in this safety guide. All assemblies made with Hose are called "Hose Assemblies". All products commonly called "fittings", "couplings" or "adapters" are called "Fittings". All related accessories (including crimping and swaging machines and tooling) are called "Related Accessories". This safety guide is a supplement to and is to be used with the specific Parker publications for the specific Hose, Fittings and Related Accessories that are being considered for use. Parker publications are available at www.parker.com. SAE J1273 (www.sae.org) and ISO 17165-2 (www.ansi.org) also provide recommended practices for hydraulic Hose Assemblies.
- 1.2 Fail-Safe:** Hose, Hose Assemblies and Fittings can and do fail without warning for many reasons. Design all systems and equipment in a fail-safe mode, so that failure of the Hose, Hose Assembly or Fitting will not endanger persons or property.
- 1.3 Distribution:** Provide a copy of this safety guide to each person responsible for selecting or using Hose and Fitting products. Do not select or use Parker Hose or Fittings without thoroughly reading and understanding this safety guide as well as the specific Parker publications for the Products.
- 1.4 User Responsibility:** Due to the wide variety of operating conditions and applications for Hose and Fittings, Parker does not represent or warrant that any particular Hose or Fitting is suitable for any specific end use system. This safety guide does not analyze all technical parameters that must be considered in selecting a product. The user, through its own analysis and testing, is solely responsible for:
- Making the final selection of the Products.
 - Assuring that the user's requirements are met and that the application presents no health or safety hazards.
 - Providing all appropriate health and safety warnings on the equipment on which the Products are used.
 - Assuring compliance with all applicable government and industry standards.
- 1.5 Additional Questions:** Call the appropriate Parker technical service department if you have any questions or require any additional information. See the Parker publication for the Products being considered or used, or call 1-800-CPARKER, or go to www.parker.com, for telephone numbers of the appropriate technical service department.

2.0 HOSE AND FITTINGS SELECTION INSTRUCTIONS

- 2.1 Electrical Conductivity:** Certain applications require that the Hose be nonconductive to prevent electrical current flow. Other applications require the Hose and the Fittings and the Hose/Fitting interface to be sufficiently conductive to drain off static electricity. Extreme care must be exercised when selecting Hose and Fittings for these or any other applications in which electrical conductivity or nonconductivity is a factor.
- The electrical conductivity or nonconductivity of Hose and Fittings is dependent upon many factors and may be susceptible to change. These factors include but are not limited to the various materials used to make the Hose and the Fittings, Fitting finish (some Fitting finishes are electrically conductive while others are nonconductive), manufacturing methods (including moisture control), how the Fittings contact the Hose, age and amount of deterioration or damage or other changes, moisture content of the Hose at any particular time, and other factors.
- The following are considerations for electrically nonconductive and conductive Hose. For other applications consult the individual catalog pages and the appropriate industry or regulatory standards for proper selection.

- 2.1.1 Electrically Nonconductive Hose:** Certain applications require that the Hose be nonconductive to prevent electrical current flow or to maintain electrical isolation. For applications that require Hose to be electrically nonconductive, including but not limited to applications near high voltage electric lines, only special nonconductive Hose can be used. The manufacturer of the equipment in which the nonconductive Hose is to be used must be consulted to be certain that the Hose and Fittings that are selected are proper for the application. Do not use any Parker Hose or Fittings for any such application requiring nonconductive Hose, including but not limited to applications near high voltage electric lines, unless (i) the application is expressly approved in the Parker technical publication for the product, (ii) the Hose is marked "nonconductive", and (iii) the manufacturer of the equipment on which the Hose is to be used specifically approves the particular Parker Hose and Fittings for such use.

- 2.1.2 Electrically Conductive Hose:** Parker manufactures special Hose for certain applications that require electrically conductive Hose.

Parker manufactures special Hose for conveying paint in airless paint spraying applications. This Hose is labeled "Electrically Conductive Airless Paint Spray Hose" on its layline and packaging. This Hose must be properly connected to the appropriate Parker Fittings and properly grounded in order to dissipate dangerous static charge buildup, which occurs in all airless paint spraying applications. Do not use any other Hose for airless paint spraying, even if electrically conductive. Use of any other Hose or failure to properly connect the Hose can cause a fire or an explosion resulting in death, personal injury, and property damage.

Parker manufactures a special Hose for certain compressed natural gas ("CNG") applications where static electricity buildup may occur. Parker CNG Hose assemblies comply with the requirements of ANSI/IAS NGV 4.2-1999; CSA 12.52-M99, "Hoses for Natural Gas Vehicles and Dispensing Systems" (www.ansi.org). This Hose is labeled "Electrically Conductive for CNG Use" on its layline and packaging. This Hose must be properly connected to the appropriate Parker Fittings and properly grounded in order to dissipate dangerous static charge buildup, which occurs in, for example, high velocity CNG dispensing or transfer. Do not use any other Hose for CNG applications where static charge buildup may occur, even if electrically conductive. Use of other Hoses in CNG applications or failure to properly connect or ground this Hose can cause a fire or an explosion resulting in death, personal injury, and property damage. Care must also be taken to protect against CNG permeation through the Hose wall. See section 2.6, Permeation, for more information. Parker CNG Hose is intended for dispenser and vehicle use at a maximum temperature of 180°F (82°C). Parker CNG Hose should not be used in confined spaces or unventilated areas or areas exceeding 180°F (82°C). Final assemblies must be tested for leaks. CNG Hose Assemblies should be tested on a monthly basis for conductivity per ANSI/IAS NGV 4.2-1999; CSA 12.52-M99.

Parker manufactures special Hose for aerospace in-flight applications. Aerospace in-flight applications employing Hose to transmit fuel, lubricating fluids and hydraulic fluids require a special Hose with a conductive inner tube. This Hose for in-flight applications is available only from Parker's Stratoflex Products Division. Do not use any other Parker Hose for in-flight applications, even if electrically conductive. Use of other Hoses for in-flight applications or failure to properly connect or ground this Hose can cause a fire or an explosion resulting in death, personal injury and property damage. These Hose assemblies for in-flight applications must meet all applicable aerospace industry, aircraft engine and aircraft requirements.

- 2.2 Pressure:** Hose selection must be made so that the published maximum working pressure of the Hose and Fittings are equal to or greater than the maximum system pressure. The maximum working pressure of a Hose Assembly is the lower of the respective published maximum working pressures of the Hose and the Fittings used. Surge pressures or peak transient pressures

Parker Safety Guide, Parker Publication No. 4400-B.1 (Continued)

in the system must be below the published maximum working pressure for the Hose. Surge pressures and peak pressures can usually only be determined by sensitive electrical instrumentation that measures and indicates pressures at millisecond intervals. Mechanical pressure gauges indicate only average pressures and cannot be used to determine surge pressures or peak transient pressures. Published burst pressure ratings for Hose is for manufacturing test purposes only and is no indication that the Product can be used in applications at the burst pressure or otherwise above the published maximum recommended working pressure.

- 2.3 Suction:** Hoses used for suction applications must be selected to insure that the Hose will withstand the vacuum and pressure of the system. Improperly selected Hose may collapse in suction application.
- 2.4 Temperature:** Be certain that fluid and ambient temperatures, both steady and transient, do not exceed the limitations of the Hose. Temperatures below and above the recommended limit can degrade Hose to a point where a failure may occur and release fluid. Properly insulate and protect the Hose Assembly when routing near hot objects (e.g. manifolds). Do not use any Hose in any application where failure of the Hose could result in the conveyed fluids (or vapors or mist from the conveyed fluids) contacting any open flame, molten metal, or other potential fire ignition source that could cause burning or explosion of the conveyed fluids or vapors.
- 2.5 Fluid Compatibility:** Hose Assembly selection must assure compatibility of the Hose tube, cover, reinforcement, and Fittings with the fluid media used. See the fluid compatibility chart in the Parker publication for the product being considered or used. This information is offered only as a guide. Actual service life can only be determined by the end user by testing under all extreme conditions and other analysis.
- Hose that is chemically compatible with a particular fluid must be assembled using Fittings and adapters containing likewise compatible seals.
- 2.6 Permeation:** Permeation (that is, seepage through the Hose) will occur from inside the Hose to outside when Hose is used with gases, liquid and gas fuels, and refrigerants (including but not limited to such materials as helium, diesel fuel, gasoline, natural gas, or LPG). This permeation may result in high concentrations of vapors which are potentially flammable, explosive, or toxic, and in loss of fluid. Dangerous explosions, fires, and other hazards can result when using the wrong Hose for such applications. The system designer must take into account the fact that this permeation will take place and must not use Hose if this permeation could be hazardous. The system designer must take into account all legal, government, insurance, or any other special regulations which govern the use of fuels and refrigerants. Never use a Hose even though the fluid compatibility is acceptable without considering the potential hazardous effects that can result from permeation through the Hose Assembly.
- Permeation of moisture from outside the Hose to inside the Hose will also occur in Hose assemblies, regardless of internal pressure. If this moisture permeation would have detrimental effects (particularly, but not limited to refrigeration and air conditioning systems), incorporation of sufficient drying capacity in the system or other appropriate system safeguards should be selected and used.
- 2.7 Size:** Transmission of power by means of pressurized fluid varies with pressure and rate of flow. The size of the components must be adequate to keep pressure losses to a minimum and avoid damage due to heat generation or excessive fluid velocity.
- 2.8 Routing:** Attention must be given to optimum routing to minimize inherent problems (kinking or flow restriction due to Hose collapse, twisting of the Hose, proximity to hot objects or heat sources). For additional routing recommendations see SAE J1273 and ISO 17165-2. Hose Assemblies have a finite life and if possible, should be installed in a manner that allows for ease of inspection and future replacement. Rubber Hose because of its relative short life, should not be used in residential and commercial buildings for HVAC (heating, ventilating and air conditioning) applications.
- 2.9 Environment:** Care must be taken to insure that the Hose and Fittings are either compatible with or protected from the environment (that is, surrounding conditions) to which they are exposed. Environmental conditions including but not limited to ultraviolet radiation, sunlight, heat, ozone, moisture, water, salt water, chemicals and air pollutants can cause degradation and premature failure.
- 2.10 Mechanical Loads:** External forces can significantly reduce Hose life or cause failure. Mechanical loads which must be considered include excessive flexing, twist, kinking, tensile or side loads, bend radius, and vibration. Use of swivel type Fittings or adapters may be required to insure no twist is put into the Hose. Unusual applications may require special testing prior to Hose selection.
- 2.11 Physical Damage:** Care must be taken to protect Hose from wear, snagging, kinking, bending smaller than minimum bend radius and cutting, any of which can cause premature Hose failure. Any Hose that has been kinked or bent to a radius smaller than the minimum bend radius, and any Hose that has been cut or is cracked or is otherwise damaged should be removed and discarded.

- 2.12 Proper End Fitting:** See instructions 3.2 through 3.5. These recommendations may be substantiated by testing to industry standards such as SAE J517 for hydraulic applications, or MIL-A-5070, AS1339, or AS3517 for Hoses from Parker's Stratoflex Products Division for aerospace applications.
- 2.13 Length:** When establishing a proper Hose length, motion absorption, Hose length changes due to pressure, and Hose and machine tolerances and movement must be considered.
- 2.14 Specifications and Standards:** When selecting Hose and Fittings, government, industry, and Parker specifications and recommendations must be reviewed and followed as applicable.
- 2.15 Hose Cleanliness:** Hose components may vary in cleanliness levels. Care must be taken to insure that the Hose Assembly selected has an adequate level of cleanliness for the application.
- 2.16 Fire Resistant Fluids:** Some fire resistant fluids that are to be conveyed by Hose require use of the same type of Hose as used with petroleum base fluids. Some such fluids require a special Hose, while a few fluids will not work with any Hose at all. See instructions 2.5 and 1.5. The wrong Hose may fail after a very short service. In addition, all liquids but pure water may burn fiercely under certain conditions, and even pure water leakage may be hazardous.
- 2.17 Radiant Heat:** Hose can be heated to destruction without contact by such nearby items as hot manifolds or molten metal. The same heat source may then initiate a fire. This can occur despite the presence of cool air around the Hose.
- 2.18 Welding or Brazing:** When using a torch or arc welder in close proximity to hydraulic lines, the hydraulic lines should be removed or shielded with appropriate fire resistant materials. Flame or weld spatter could burn through the Hose and possibly ignite escaping fluid resulting in a catastrophic failure. Heating of plated parts, including Hose Fittings and adapters, above 450°F (232°C) such as during welding, brazing or soldering may emit deadly gases.
- 2.19 Atomic Radiation:** Atomic radiation affects all materials used in Hose assemblies. Since the long-term effects may be unknown, do not expose Hose assemblies to atomic radiation.
- 2.20 Aerospace Applications:** The only Hose and Fittings that may be used for in-flight aerospace applications are those available from Parker's Stratoflex Products Division. Do not use any other Hose or Fittings for in-flight applications. Do not use any Hose or Fittings from Parker's Stratoflex Products Division with any other Hose or Fittings, unless expressly approved in writing by the engineering manager or chief engineer of Stratoflex Products Division and verified by the user's own testing and inspection to aerospace industry standards.
- 2.21 Unlocking Couplings:** Ball locking couplings or other Fittings with quick disconnect ability can unintentionally disconnect if they are dragged over obstructions, or if the sleeve or other disconnect member, is bumped or moved enough to cause disconnect. Threaded Fittings should be considered where there is a potential for accidental uncoupling.

3.0 HOSE AND FITTINGS ASSEMBLY AND INSTALLATION INSTRUCTIONS

- 3.1 Component Inspection:** Prior to assembly, a careful examination of the Hose and Fittings must be performed. All components must be checked for correct style, size, catalog number, and length. The Hose must be examined for cleanliness, obstructions, blisters, cover looseness, kinks, cracks, cuts or any other visible defects. Inspect the Fitting and sealing surfaces for burrs, nicks, corrosion or other imperfections. Do NOT use any component that displays any signs of nonconformance.
- 3.2 Hose and Fitting Assembly:** Do not assemble a Parker Fitting on a Parker Hose that is not specifically listed by Parker for that Fitting, unless authorized in writing by the engineering manager or chief engineer of the appropriate Parker division. Do not assemble a Parker Fitting on another manufacturer's Hose or a Parker Hose on another manufacturer's Fitting unless (i) the engineering manager or chief engineer of the appropriate Parker division approves the Assembly in writing or that combination is expressly approved in the appropriate Parker literature for the specific Parker product, and (ii) the user verifies the Assembly and the application through analysis and testing. For Parker Hose that does not specify a Parker Fitting, the user is solely responsible for the selection of the proper Fitting and Hose Assembly procedures. See instruction 1.4.
- To prevent the possibility of problems such as leakage at the Fitting or system contamination, it is important to completely remove all debris from the cutting operation before installation of the Fittings. The Parker published instructions must be followed for assembling the Fittings on the Hose. These instructions are provided in the Parker Fitting catalog for the specific Parker Fitting being used, or by calling 1-800-CPARKER, or at www.parker.com.
- 3.3 Related Accessories:** Do not crimp or swage any Parker Hose or Fitting with anything but the listed swage or crimp machine and dies in accordance with Parker published instructions. Do not crimp or swage another manufacturer's Fitting with a Parker crimp or swage die unless authorized in writing by the engineering manager or chief engineer of the appropriate Parker division.

Parker Safety Guide, Parker Publication No. 4400-B.1 (Continued)

- 3.4 Parts:** Do not use any Parker Fitting part (including but not limited to socket, shell, nipple, or insert) except with the correct Parker mating parts, in accordance with Parker published instructions, unless authorized in writing by the engineering manager or chief engineer of the appropriate Parker division.
- 3.5 Field Attachable/Permanent:** Do not reuse any field attachable Hose Fitting that has blown or pulled off a Hose. Do not reuse a Parker permanent Hose Fitting (crimped or swaged) or any part thereof. Complete Hose Assemblies may only be reused after proper inspection under section 4.0. Do not assemble Fittings to any previously used hydraulic Hose that was in service, for use in a fluid power application.
- 3.6 Pre-Installation Inspection:** Prior to installation, a careful examination of the Hose Assembly must be performed. Inspect the Hose Assembly for any damage or defects. DO NOT use any Hose Assembly that displays any signs of nonconformance.
- 3.7 Minimum Bend Radius:** Installation of a Hose at less than the minimum listed bend radius may significantly reduce the Hose life. Particular attention must be given to preclude sharp bending at the Hose to Fitting juncture. Any bending during installation at less than the minimum bend radius must be avoided. If any Hose is kinked during installation, the Hose must be discarded.
- 3.8 Twist Angle and Orientation:** Hose Assembly installation must be such that relative motion of machine components does not produce twisting.
- 3.9 Securement:** In many applications, it may be necessary to restrain, protect, or guide the Hose to protect it from damage by unnecessary flexing, pressure surges, and contact with other mechanical components. Care must be taken to insure such restraints do not introduce additional stress or wear points.
- 3.10 Proper Connection of Ports:** Proper physical installation of the Hose Assembly requires a correctly installed port connection insuring that no twist or torque is transferred to the Hose when the Fittings are being tightened or otherwise during use.
- 3.11 External Damage:** Proper installation is not complete without insuring that tensile loads, side loads, kinking, flattening, potential abrasion, thread damage or damage to sealing surfaces are corrected or eliminated. See instruction 2.10.
- 3.12 System Checkout:** All air entrapment must be eliminated and the system pressurized to the maximum system pressure (at or below the Hose maximum working pressure) and checked for proper function and freedom from leaks. Personnel must stay out of potential hazardous areas while testing and using.
- 3.13 Routing:** The Hose Assembly should be routed in such a manner so if a failure does occur, the escaping media will not cause personal injury or property damage. In addition, if fluid media comes in contact with hot surfaces, open flame or sparks, a fire or explosion may occur. See section 2.4.
- 3.14 Ground Fault Equipment Protection Devices (GFEEDs): WARNING! Fire and Shock Hazard.** To minimize the danger of fire if the heating cable of a Multitube bundle is damaged or improperly installed, use a Ground Fault Equipment Protection Device. Electrical fault currents may be insufficient to trip a conventional circuit breaker.
- For ground fault protection, the IEEE 515:1989 (www.ansi.org) standard for heating cables recommends the use of GFEEDs with a nominal 30 milli-ampere trip level for "piping systems in classified areas, those areas requiring a high degree of maintenance, or which may be exposed to physical abuse or corrosive atmospheres".
- 4.0 HOSE AND FITTING MAINTENANCE AND REPLACEMENT INSTRUCTIONS**
- 4.1** Even with proper selection and installation, Hose life may be significantly reduced without a continuing maintenance program. The severity of the application, risk potential from a possible Hose failure, and experience with any Hose failures in the application or in similar applications should determine the frequency of the inspection and the replacement for the Products so that Products are replaced before any failure occurs. A maintenance program must be established and followed by the user and, at minimum, must include instructions 4.2 through 4.7.
- 4.2 Visual Inspection Hose/Fitting:** Any of the following conditions require immediate shut down and replacement of the Hose Assembly:
- Fitting slippage on Hose;
 - Damaged, cracked, cut or abraded cover (any reinforcement exposed);
 - Hard, stiff, heat cracked, or charred Hose;
 - Cracked, damaged, or badly corroded Fittings;
 - Leaks at Fitting or in Hose;
 - Kinked, crushed, flattened or twisted Hose; and
 - Blistered, soft, degraded, or loose cover.
- 4.3 Visual Inspection All Other:** The following items must be tightened, repaired, corrected or replaced as required:
- Leaking port conditions;
 - Excess dirt buildup;
 - Worn clamps, guards or shields; and

- System fluid level, fluid type, and any air entrapment.

- 4.4 Functional Test:** Operate the system at maximum operating pressure and check for possible malfunctions and leaks. Personnel must avoid potential hazardous areas while testing and using the system. See section 2.2.
- 4.5 Replacement Intervals:** Hose assemblies and elastomeric seals used on Hose Fittings and adapters will eventually age, harden, wear and deteriorate under thermal cycling and compression set. Hose Assemblies and elastomeric seals should be inspected and replaced at specific replacement intervals, based on previous service life, government or industry recommendations, or when failures could result in unacceptable downtime, damage, or injury risk. See section 1.2. Hose and Fittings may be subjected to internal mechanical and/or chemical wear from the conveying fluid and may fail without warning. The user must determine the product life under such circumstances by testing. Also see section 2.5.
- 4.6 Hose Inspection and Failure:** Hydraulic power is accomplished by utilizing high pressure fluids to transfer energy and do work. Hoses, Fittings and Hose Assemblies all contribute to this by transmitting fluids at high pressures. Fluids under pressure can be dangerous and potentially lethal and, therefore, extreme caution must be exercised when working with fluids under pressure and handling the Hoses transporting the fluids. From time to time, Hose Assemblies will fail if they are not replaced at proper time intervals. Usually these failures are the result of some form of misapplication, abuse, wear or failure to perform proper maintenance. When Hoses fail, generally the high pressure fluids inside escape in a stream which may or may not be visible to the user. Under no circumstances should the user attempt to locate the leak by "feeling" with their hands or any other part of their body. High pressure fluids can and will penetrate the skin and cause severe tissue damage and possibly loss of limb. Even seemingly minor hydraulic fluid injection injuries must be treated immediately by a physician with knowledge of the tissue damaging properties of hydraulic fluid.
- If a Hose failure occurs, immediately shut down the equipment and leave the area until pressure has been completely released from the Hose Assembly. Simply shutting down the hydraulic pump may or may not eliminate the pressure in the Hose Assembly. Many times check valves, etc., are employed in a system and can cause pressure to remain in a Hose Assembly even when pumps or equipment are not operating. Tiny holes in the Hose, commonly known as pinholes, can eject small, dangerously powerful but hard to see streams of hydraulic fluid. It may take several minutes or even hours for the pressure to be relieved so that the Hose Assembly may be examined safely. Once the pressure has been reduced to zero, the Hose Assembly may be taken off the equipment and examined. It must always be replaced if a failure has occurred. Never attempt to patch or repair a Hose Assembly that has failed. Consult the nearest Parker distributor or the appropriate Parker division for Hose Assembly replacement information.
- Never touch or examine a failed Hose Assembly unless it is obvious that the Hose no longer contains fluid under pressure. The high pressure fluid is extremely dangerous and can cause serious and potentially fatal injury.
- 4.7 Elastomeric seals:** Elastomeric seals will eventually age, harden, wear and deteriorate under thermal cycling and compression set. Elastomeric seals should be inspected and replaced.
- 4.8 Refrigerant gases:** Special care should be taken when working with refrigeration systems. Sudden escape of refrigerant gases can cause blindness if the escaping gases contact the eye and can cause freezing or other severe injuries if it contacts any other portion of the body.
- 4.9 Compressed natural gas (CNG):** Parker CNG Hose Assemblies should be tested after installation and before use, and at least on a monthly basis per ANSI/IAS NGV 4.2-1999; CSA 12.52-M99 Section 4.2 "Visual Inspection Hose/Fitting". The recommended procedure is to pressurize the Hose and check for leaks and to visually inspect the Hose for damage.
- Caution:** Matches, candles, open flame or other sources of ignition shall not be used for Hose inspection. Leak check solutions should be rinsed off after use.
- 5.0 HOSE STORAGE**
- 5.1 Age Control:** Hose and Hose Assemblies must be stored in a manner that facilitates age control and first-in and first-out usage based on manufacturing date of the Hose and Hose Assemblies. The shelf life of rubber Hose or Hose Assemblies that have passed visual inspection and a proof test is 10 years (40 quarters) from the date of manufacture. The shelf life of thermoplastic and polytetrafluoroethylene Hose or Hose Assemblies is considered to be unlimited.
- 5.2 Storage:** Stored Hose and Hose Assemblies must not be subjected to damage that could reduce their expected service life and must be placed in a cool, dark and dry area with the ends capped. Stored Hose and Hose Assemblies must not be exposed to temperature extremes, ozone, oils, corrosive liquids or fumes, solvents, high humidity, rodents, insects, ultraviolet light, electromagnetic fields or radioactive materials.

Safety Overview

It is important to employ safe practices in the use of industrial hose due to the number of potentially dangerous applications encountered and products conveyed, and the number of people that may be involved or exposed. Strictly observe these simple practices to help avoid accidents:

- **Training:** Train all operators thoroughly.
- **Evaluation:** Evaluate the application to determine the hose assembly performance requirements.
- **Selection:** Select the most appropriate hose and couplings for the application; ensure that the couplings are compatible with the media and hose, and securely attached to the hose.
- **Service:** Regularly inspect and maintain both the hose and couplings while in service.

Industrial Hose Assemblies

Coupling Compatibility and Maximum Working Pressure Rating

NOTE: This advisory does not apply to hose, hose couplings, hose assemblies and related accessories manufactured by any other Parker Fluid Connector Division worldwide. Products from other Parker divisions must be assembled and applied in strict compliance with their respective catalog instructions, Safety Guide precautions, and other statutory, industry and regulatory requirements.

Safety issues may develop due to the misunderstanding of the relationship between the maximum working pressure ratings of industrial hose assembly components, as well as how to obtain a maximum working pressure rating for a fabricated industrial hose assembly.

It is important to recognize that the pressure rating of any hose assembly is that of the lowest rated component. The three components of an industrial hose assembly that are subject to a maximum working pressure rating are the hose, the coupling/coupling end connection, and the hose-to-coupling attachment device. Many OEM- and distributor-fabricated assemblies incorporate the three components manufactured by different companies: These components are not designed and tested together as a compatible system. Confusion may occur because the hose is often boldly marked with its maximum rated working pressure while the coupling and/or attachment device are generally unmarked or difficult to read. Therefore, the pressure

rating for the assembly may incorrectly be assumed to be the pressure rating of the hose.

Parker has tested, qualified and validated a group of specific hoses and specific couplings. When fabricated according to Parker-specified procedure and criteria, Parker certifies the assembly pressure rating to be equal to that of the hose. These hose, coupling and attachment specifications are available online in the CrimpSource section of the Parker Industrial Hose Products Division website: www.safehose.com

⚠ WARNING! When using components or assembly procedures not prescribed in the CrimpSource specifications, the working pressure of the hose assembly may be less than the working pressure of the hose. Couplings and attachment devices that fall into this category are inserts/stems and bands or clamps; inserts and crimped brass ferrules; screw-together reattachable couplings; internally expanded couplings; and swaged couplings. Coupling end connections may also fall into this category. For these items, contact the hose or coupling manufacturer to determine the maximum working pressure rating of a specific hose or coupling and end connection. To determine an attachment device rating, test and validate the entire assembly.

⚠ WARNING! When using components or assembly procedures not prescribed in the CrimpSource specifications, it is the responsibility of the assembler to ensure the integrity and compatibility of the components and to inform the end user of the assembly's maximum working pressure rating by permanently marking the assembly with that rating.

Critical Applications

While many industrial hose applications are potentially dangerous, some are of particular concern because their danger may not be readily apparent. This is especially true for applications involving untrained or inexperienced operators.

Aircraft Fueling Hose

Use only API/NFPA qualified hose for aircraft fueling applications. Aircraft fueling hose incorporates high grade rubber compounds that dissipate static charges and will not contaminate fuel.

Note: To avoid fuel contamination do not use gasoline dispenser or farm pump hose to fuel aircraft.

Critical Applications (Continued)

Anhydrous Ammonia (NH₃) Hose

Many accidents involving anhydrous ammonia occur due to selection of an incorrect hose for the application. Anhydrous ammonia hose must be specially designed and compounded to handle the media, with a perforated cover to prevent gas build-up amidst the layers of hose. Refer to ARPM publications IP-14 "Specifications for Anhydrous Ammonia Hose" and IP-11-2 "Manual for Use, Maintenance, Testing and Inspection of Anhydrous Ammonia Hose."

⚠ WARNING! Use ONLY anhydrous ammonia hose for anhydrous ammonia service. Contact with anhydrous ammonia in its liquid or gaseous (vapor) phase will burn skin, eyes and lungs, causing serious bodily injury or death.

- Do not use anhydrous ammonia hose for LPG service. It may fail suddenly and quickly. Anhydrous ammonia hose and LPG hose are frequently used in proximity and may be accidentally switched.
- Use only Parker permanent crimp couplings when fabricating anhydrous ammonia hose assemblies. Refer to CrimpSource at www.safehose.com.
- Do not use with couplings containing o-rings, which may dry out, crack and fail over time. Do not use with male swivel couplings or other couplings containing hidden o-rings.

Anhydrous ammonia hose is designed to allow a limited amount of permeation of gas through the wall of the hose when in service, and staining of the hose cover in the pin-pricked areas does not necessarily indicate leakage for a hose in service. However, a visible gas mist escaping through the hose is an indication of leakage. To verify the integrity of a hose in service, perform a hydrostatic test on the assembly; immediately remove from service any that fail the test.

NOTE: For non-agricultural or refrigeration applications, contact Parker.

Chemical Hose

A chemical hose system failure could cause the release of poisonous, corrosive, or flammable material resulting in property damage, serious bodily injury or death. All reputable manufacturers of chemical hose recommend specific hose constructions to handle various chemicals. Refer to the chemical guides in this catalog, or contact Parker for technical assistance before using or recommending a hose product. Refer to ARPM publication

IP-11-7 "Manual for Maintenance, Testing, and Inspection of Chemical Hose."

Handling

- Use care to prevent mishandling. Crushing or kinking of the hose can cause severe damage to the reinforcement.
- Use proper hose suspension equipment when lifting or dragging a hose to ensure that the recommended curvature is not exceeded. Avoid sharp bends at the end fittings and at manifold connections.

Operation

- Use safety precautions such as wearing eye or face protection, rubber gloves, boots, and other types of protective clothing.
- Monitor pressures and temperatures to ensure that the hose is not exposed to conditions above specified limits.
- Do not allow chemicals to contact the exterior of the hose or allow hose to lie in a pool of chemicals since the hose cover may not have the same level of corrosion resistance as the tube. Corrosive materials that come into contact with the reinforcing material will cause reduced service life and premature hose failure.

Temperature

Do not use chemical hose at pressures or temperatures exceeding those as specified for the product. Many chemical resistance guides are based on temperatures of 70°F (21°C). Elevated temperatures can change the chemical resistance ratings. Many chemicals will become more aggressive as temperatures increase, reducing the ability of hose compounds to withstand them. Contact Parker for chemical compatibility data at elevated temperatures. If no data exists, end users are required to perform compatibility testing at the desired temperature.

Couplings

- At any operating temperature, couplings attached with bands or clamps may reduce the working pressure of the hose assembly to less than the maximum rated working pressure of the hose. [Refer to the NAHAD Industrial Hose Assembly Guidelines.](#)
- At operating temperatures of 125°F and above, install only permanently attached couplings.
- Do not use internally expanded couplings with chemical hoses incorporating thermoplastic tubes. Refer to chemical hoses that incorporate a MXLPE tube.

Critical Applications (Continued)

Gasoline Dispenser Hose

Millions of consumers operate gasoline pumps every day, increasing the concern for the safe use of dispensing equipment, including the hose. Since gasoline dispenser hoses are subject to frequent abuse, hose selection must include consideration of the rigors of the application. For maximum service life, select only the highest quality, most thoroughly tested UL listed hose and establish a regular inspection and maintenance program. Refer to ARPM publication IP-11-8 "Manual for Maintenance, Testing, and Inspection of Petroleum Service Station Gasoline Dispensing Hose and Hose Assemblies."

Note: To avoid fuel contamination do not use gasoline dispenser or farm pump hose to fuel aircraft.

LP Gas (Propane) Hose

Many accidents involving LP Gas occur due to selection of an incorrect hose for the application. LP Gas hose must be specially designed and compounded to handle the media, with a perforated cover to prevent gas build-up amidst the layers of the hose.

⚠ WARNING! Use ONLY LP Gas hose for LP Gas service. LP Gas possesses volatile characteristics that may produce fire or explosions causing property damage, serious bodily injury or death.

- Do not use LP Gas hose for anhydrous ammonia service. It may fail suddenly and quickly. Anhydrous ammonia hose and LPG hose are frequently used in proximity and may be accidentally switched.
- Use only Parker permanent crimp couplings when fabricating LP Gas hose assemblies. Refer to CrimpSource at www.safehose.com. Couplings attached with bands or clamps may reduce the working pressure of the hose assembly to less than the maximum rated working pressure of the hose. [Refer to the NAHAD Industrial Hose Assembly Guidelines.](#)
- Do not use with couplings containing o-rings, which may dry out, crack and fail over time. Do not use with male swivel couplings or other couplings containing hidden o-rings.
- Do not use with screw-together reattachable couplings (except hose Series 7233/7243).

LP Gas hose is designed to allow a limited amount of permeation of LP Gas through the wall of the hose when in service. The permeation is apparent when the hose is moist or in water, and bubbles may be perceived as leakage. However, a legitimate propane leak creates a

frosting or icing on the surface of the hose or coupling. To verify the integrity of a hose in service, perform a hydrostatic test on the assembly; immediately remove from service any hose that fails the test. In the transfer of LP Gas, the allowable permeation rate is controlled by the Underwriters Laboratories Standard UL21 for LP Gas Hose.

Department of Transportation (DOT) and LP Gas Hose

LP Gas hose assemblies installed on on-road vehicles must meet DOT requirements. Parker factory assemblies 3/4" ID and larger undergo pressure testing as standard procedure (smaller sizes are tested per customer request), one of the fittings is etched with a unique DOT certification number, and a document incorporating the identical certification number accompanies each assembly. Metal DOT identification bands are also available/attached for an additional charge at customer request. Contact Parker.

NOTE: When using LP Gas hose in a mobile application such as delivery or service vehicles, the inspection procedures detailed in DOT regulation 49CFR 180.416 must be strictly followed.

Natural Gas and LP Gas Hose

The molecules of natural gas are small, enhancing their ability to permeate through standard rubber or PVC hose constructions. The permeation process is more rapid as the working pressure increases, and natural gas accumulates with potentially dangerous consequences. Series 7132, 7132XTC, 7170, 7231, 7232, 7233 and 7243 LP Gas hoses may be used for natural gas service to a 350 psi maximum, but ONLY under ALL of the following conditions:

- Use only in a well-ventilated environment: Outdoors, or indoors with significant continuous air movement.
- Do not use LP Gas hose to replace fixed/rigid pipe where that material is more appropriate due to reduced permeation, overall strength and durability. Use rigid pipe, non-permeable tubing or hose with barrier constructions to convey natural gas whenever possible.

Compressed Natural Gas (CNG) and LP Gas Hose

- Do not use LP Gas hose in any CNG application, including fuel dispensing, on-board vehicle fuel lines, and fuel transfer.

Critical Applications (Continued)

Petroleum Transfer Hose

- Do not use for oil or fuel transfer service in or on open water. Hose damage or failure may result in spillage and environmental damage. Use hose specifically designed for this application.
- Do not immerse in fuel. The hose cover compound may not be of sufficient grade to resist attack by the fuel. Use hose specifically designed for this application.

Steam Hose

Water changes to hot water and phases of steam when subjected to heat and pressure. The greater the pressure, the higher the temperature required to achieve and maintain a steam phase. If steam escapes, dangerous quantities of heat may be released very suddenly. Refer to ARPM publication IP-11-1 "Guide for Use, Testing and Inspection of Steam Hose."

⚠ WARNING! Use ONLY steam hose for steam service. Hot water, low pressure steam and high pressure steam may escape explosively and will scald skin, eyes and lungs, which may lead to severe bodily injury or death.

- Many steam systems incorporate detergents or rust inhibitors which may attack steam hose. Prior to using a steam hose with detergents or rust inhibitors, refer to the chemical guides in this catalog, or contact Parker.
- Parker recommends using permanent crimp couplings when fabricating steam assemblies. Refer to CrimpSource at www.safehose.com. Couplings attached with bands or clamps may reduce the working pressure of the hose assembly to less than the maximum rated working pressure of the hose. Refer to the NAHAD Industrial Hose Assembly Guidelines.
- Drain steam hose after each use to reduce the possibility of hose popcorning while in service.

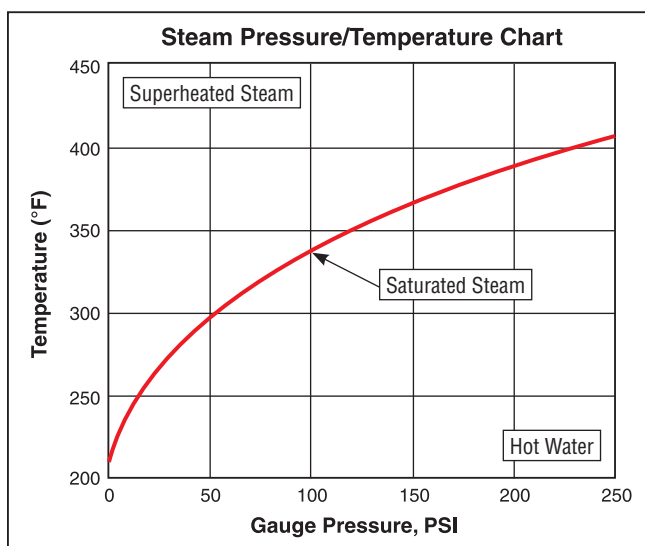
The chart at the right represents the three forms of water when subjected to various combinations of heat and pressure. The red line represents the point at which hot water becomes saturated steam. The area below the red line is hot water; the area above the red line is superheated steam.

Welding Hose

Many accidents involving welding hose occur due to selection of an incorrect hose for the application. Welding hose must be specially designed and compounded to handle the media, with rubber compounds able to handle fuel gas and oxygen. Due to the extreme volatility of gases, the varying compatibility of gases with the various grades of hose, and the rough environment of many welding applications, it is crucial to select the correct welding hose. Refer to ARPM publications IP-7, "Specifications for Rubber Welding Hose" and IP-11-5, "Guide for Use, Maintenance and Inspection of Welding Hose." Also refer to the Compressed Gas Association publications E-1, "Standard for Rubber Welding Hose and Hose Connections for Gas Welding, Cutting and Allied Processes" and Safety Bulletin SB-11 "Use of Rubber Welding Hose."

⚠ WARNING! Welding gases possess volatile characteristics that may produce fire or explosions causing property damage, serious bodily injury or death. Use Grades R and RM ONLY with acetylene fuel gas; do not use with any other fuel gases.

- Replace all assemblies that show signs of abrading, abuse, age, damage or fatigue. Do not attempt to re-couple, repair or splice hose assemblies.
- Fabricate hose assemblies using only crimped-on ferrules at least one inch long to ensure coverage and support of the coupling stem inside the hose.
- Couplings attached with bands or clamps may reduce the working pressure of the hose assembly to less than the maximum rated working pressure of the hose. Refer to the NAHAD Industrial Hose Assembly Guidelines.



Critical Applications (Continued)

PVC/Thermoplastic Hose and Tubing

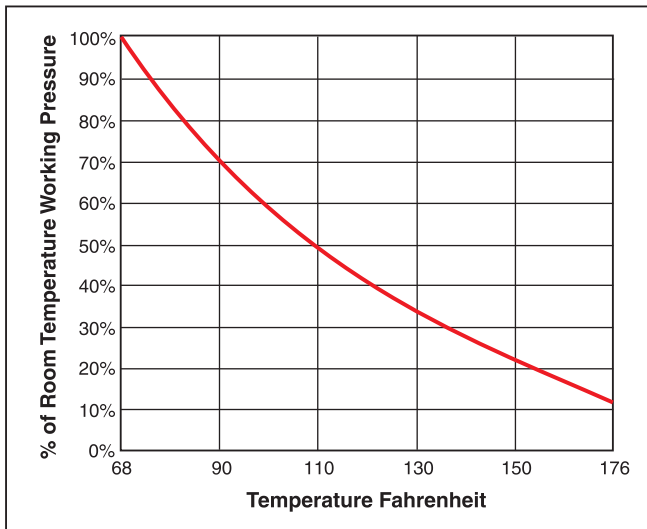
Thermoplastic polymer compounds are designed to resist deterioration when exposed to a wide range of commercial chemicals and environmental conditions. The resistance to attack is based on many factors, including temperature, pressure, chemical concentration, exposure to ultraviolet light, velocity of the media and duration of exposure/service (intermittent or constant). The user is solely responsible for making the final selection of the hose and tubing, and meeting all endurance, maintenance, performance, safety and warning requirements of the application.

NOTE: The rated maximum working pressures listed in this catalog for thermoplastic hose and tubing are based upon a pressure test temperature of 68°F (20°C) unless stated otherwise.

! WARNING! As temperature increases or decreases, burst pressure, safe working pressure, coupling retention properties, and other safety characteristics of the hose or tubing can significantly decrease. Failure to consider how temperature and other conditions affect hose and tubing performance may cause property damage, serious bodily injury or death.

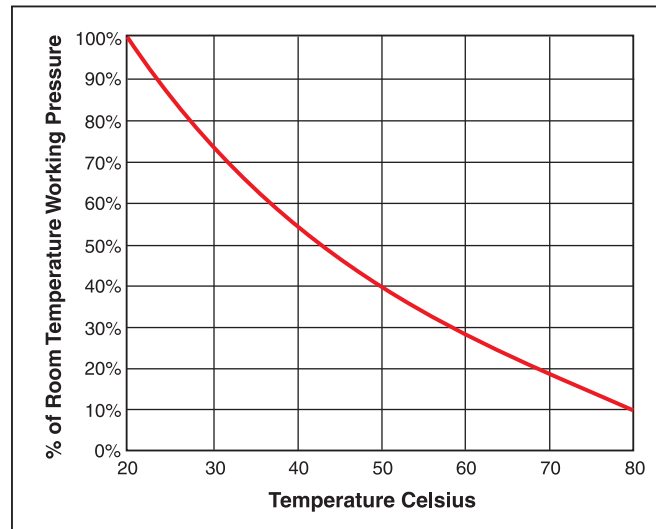
Effects of Elevated Temperatures on PVC/Thermoplastic Hose and Tubing

Thermoplastic hose and tubing achieve their optimum physical properties at room temperature, 68°F (20°C). As thermoplastic materials are exposed to increased ambient temperatures, they soften and their physical properties change. For hose and tubing, heat sharply reduces the available working pressure and coupling retention. The charts below illustrate this effect. In all cases, test the product in a controlled, secure and safe environment, and consider all operating conditions prior to use.



Example from the Fahrenheit Chart

If Working Pressure at 68°F is 200 PSI, then the WP at 110°F is 200 x 50%, or 100 PSI.



Example from the Celsius Chart

If Working Pressure at 20°C is 14 bar, then the WP at 50°C is 14 x 40%, or 5.6 bar.

For further information, refer to the Parker Safety Guide No. 4400-B.1 (pages 395-397) and the [Parker User Responsibility Statement on the inside front cover of in this catalog](#).

California Proposition 65

The Safe Drinking Water and Toxic Enforcement Act (Proposition 65) was adopted by the State of California in November, 1986. Proposition 65 was intended to protect citizens and the sources of drinking water from chemicals known to cause cancer, birth defects or other reproductive harm, and to inform citizens about exposure to such chemicals. It provides restrictions for exposure to, and use of certain chemicals which have been determined by the State of California to cause cancer or reproductive toxicity. Proposition 65 requires businesses operating in and marketing products into California to apply warnings to any product containing specifically listed chemicals. An exception applies to sellers who have test data verifying the product is below Proposition 65 minimum exposure levels.

Exposure as defined in Proposition 65 can be from direct contact such as dermal transfer, ingestion, or inhalation; from indirect contact such as ingestion of drinking water contained or transferred by a finished good; or ingestion of a residual substance transferred to the consumer after handling a finished good.

As of January 2010, the allowable limits for lead were revoked, so that any trace amounts of lead required compliance with the statute. This affected all products typically containing brass or steel, including hoses containing wire and Parker-fabricated hose assemblies incorporating fittings. For example, a bulk hose which meets government or industry food, beverage or sanitary requirements would typically meet the exposure limits set forth in Proposition 65, and not require a warning/notification. However, when an assembly that incorporates that hose is fabricated using a brass or steel fitting, the finished good assembly would require the appropriate warning/notification.

The Parker Hannifin Industrial Hose Products Division has instituted a division-wide policy to label all products manufactured in, shipped to, or with the possibility of being shipped to California with the required Proposition 65 warning language. There are hundreds of chemicals on the Proposition 65 list and most Parker products contain one or more of the listed chemicals. For example, rubber, brass, steel and most machined metals contain minuscule amounts of the listed chemicals. Consequently, Parker is placing the warning on products to ensure compliance with the California law.

Industry Publications

Listed below are the titles of publications issued by the Association for Rubber Products Manufacturers (ARPM). Information concerning the latest edition, prices, ordering procedure, etc., may be obtained by contacting them as shown below:



Association for Rubber Products Manufacturers (ARPM)

7231 Shadeland Station Way, Suite 285
Indianapolis, IN 46256

Phone: 317-863-4072

Fax: 317-913-2445

Web: www.arpminc.com

Publication Number	Title
IP-2	Hose Handbook
IP-7	Specifications for Rubber Welding Hose
IP-8	Specifications for Rubber Hose for Oil Suction and Discharge
IP-14	Specifications for Anhydrous Ammonia Hose
IP-11	Complete Set of Hose Technical Bulletins
IP-11-1	Technical Bulletin – Guide for Use, Testing and Inspection of Steam Hose
IP-11-2	Technical Bulletin – Manual for Use, Maintenance, Testing and Inspection of Anhydrous Ammonia Hose
IP-11-4	Technical Bulletin – Manual for Maintenance, Testing and Inspection of Oil Suction and Discharge Hose
IP-11-5	Technical Bulletin – Guide for Use, Maintenance and Inspection of Welding Hose
IP-11-7	Technical Bulletin – Manual for Maintenance, Testing and Inspection of Chemical Hose
IP-11-8	Technical Bulletin – Manual for Maintenance, Testing and Inspection of Petroleum Service Station Gasoline Dispensing Hose and Hose Assemblies

Basic Hose Constructions



Construction Elements

A hose is generally composed of three elements, each with an important role in the overall performance of that hose. The three elements are:

The Tube must be compatible with and able to contain the media being conveyed. Many different materials are used for tube construction, depending upon the media the hose is designed to transmit.

The Reinforcement is the strength member of the hose. It enables the hose to withstand internal and external pressure and abuse. The reinforcement may be applied by several methods, and consists of synthetic yarns, wire or a combination of these. If suction or vacuum capability is a requirement, a helix wire may be part of the reinforcement.

The Cover protects the reinforcement from abuse or damage. The cover is usually a rubber compound selected for its resistance to the environment, although, in some cases (Series 7243) the reinforcement will also act as the cover. Typical considerations in selecting a cover stock are the need to resist abrasion, ozone, weather and sunlight, chemical or oil spillage, etc.

Construction Methods

Several methods are used to manufacture Parker hose. Application factors such as size and pressure requirements determine the selection of any particular hose style. The following is a description of the various construction methods employed by Parker.



Non-Mandrel

Non-mandrel hose is constructed by passing long lengths of extruded tube material through a machine which adds the reinforcement in braided or spiraled layers. In this method, the hose is not built on a mandrel, therefore lengths are not restricted to the lengths of the mandrels.

Typical Size Range: 1-1/2" ID and smaller

Typical Uses: Air, water or general purpose service where operating conditions are not severe

Advantages: Economy and long lengths

Disadvantages: Requires wider ID and OD tolerance range than mandrel made hose, limited pressure capabilities

Rigid Mandrel



Hose produced by this method is supported on a rigid metal mandrel and is handled horizontally during production. While a rigid mandrel limits the hose length, it ensures good control of the inside diameter. It also offers sufficient support to the tube that either wire or textile reinforcement may be applied at high tensions, which is necessary in high pressure constructions. After the cover is applied, the hose may be wrapped with nylon tape for curing, giving the familiar "wrapped" finish to the cover.

Typical Size Range: 3/4" ID and larger

Typical Uses: Air, chemical and petroleum transfer, LPG, steam, water

Advantages: Close tolerances on inside diameter, high pressure ratings, good length stability

Disadvantages: Higher cost than non-mandrel; lengths restricted to length of mandrels

Basic Hose Constructions (Continued)



Flexible Mandrel

The flexible mandrel method combines the long-length advantage of non-mandrel hose with the close inside diameter tolerances and high pressure ratings of rigid mandrel hose. This is achieved by building the hose on a long length mandrel made of flexible plastic or rubber.

Typical Size Range: 1-1/2" ID and smaller

Typical Uses: High pressure, air, water, LPG

Advantages: Long lengths, close tolerances on I.D., higher pressure ratings than non-mandrel produced hose

Disadvantages: Higher cost than non-mandrel hose; not available in ID sizes as large as rigid mandrel hose



Wrapped Ply – Machine Built

The wrapped ply construction is the oldest method of making hose, applying all hose components (tube, reinforcement and cover) in spiral strips on a rigid mandrel. After a tube is in place on the mandrel, layers or plies of bias cut fabric reinforcement are wrapped around the tube. The cover is applied and the hose is wrapped in nylon tape prior to curing. This process is capable of producing a hose for suction service when a helix wire(s) is incorporated.

Size Range: 1/2" through 30" ID

Typical Uses: Air; suction and discharge service for chemicals, dry materials, oil and water, conduit

Advantages: Good inside diameter tolerances, many special constructions available without large minimum production runs, special ends available, wide size range

Disadvantages: Higher cost compared to non-mandrel and flex mandrel; pressure and length limitations



Wrapped Ply – Hand Built

Wrapped ply hose may be hand built when the diameter is too large for the building machine or where special built-in ends are desired. The plies are laid on by an operator rather than an automated machine process, allowing hand-forming of built-in ends.

Size Range: 1/2" through 60" ID

Typical Uses: Oil suction and discharge, sand suction, acid suction and discharge

Advantages: Special ends can be built into the hose; wide size range; special constructions available in small quantities

Disadvantages: Relatively expensive due to high labor content

Age Control of Hose (Shelf Life)

The Parker warranty takes precedence over guidelines established by other industry organizations regarding the recommended shelf life of industrial hose. To achieve maximum shelf life, employ proper storage and handling practices and techniques, such as:

- Storage in the original shipping container such as a box, coil, or reel. Hose stored on a reel or in a coil should have its plastic wrapping kept intact.
- Storage in temperatures of 100°F (38°C) or less.
- Avoidance of ozone (electrical discharges or fields), water, extreme humidity, corrosive chemicals and ultraviolet radiation (direct sunlight).
- Use on a first-in, first-out (FIFO) basis determined by the manufacturing date on the hose.

For further information pertaining to age control of hose, contact Parker or refer to the current [ARPM Hose Handbook, IP-2](#).

Electrical Properties of Rubber Hose

Electrical Conductivity

Industrial hoses generally fall into three categories: conductive, nonconductive, or somewhere in-between. Because of its unique properties, it is possible for rubber to be nonconductive at low voltage and conductive at high voltage. When using a hose in an application that has electrical resistance requirements (low electrical resistance for conductive applications or high electrical resistance for nonconductive applications), always select a hose that is specifically designed to meet the specific need. Since conductivity or nonconductivity is not a consideration for many applications, electrical resistance ratings do not exist for many hoses.

Conductive Hose

Static electricity is generated by the flow of material (even some liquids) through a hose. As the material flows, molecules collide and generate friction, which creates minute amounts of electrical charge (excess electrons). The charge accumulates potential energy at the delivery end of the hose (coupling/nozzle). The amount of charge increases with material volume and linear velocity, coarseness of the material, and length of the hose. If not properly grounded, the accumulated charge (potential energy) will seek its own ground. The charge will be attracted to external materials in proximity (such as a steel storage container); if not properly grounded, the electrons may arc (jump) to the external material, igniting volatile materials in the hose, or in proximity to the hose.

Electrically conductive wires and conductive rubber components are used in hose to prevent static electricity build-up and discharge as a spark. Electrical engineers differ in opinion on the effects of static electricity and the means of dissipating it. In handling gasoline and other petroleum-based liquids, recognized national associations and companies have conflicting opinions on the need for conductive hoses. Until a consensus is reached among all associations, laboratories and users, and a standard practice is established, it is essential that the user determine the need for static bonded hose based on (a) the intended use of the hose, (b) instructions from the company's safety division, (c) the insurer, and (d) the laws of the localities and states in which the hose will be used.

Some types of hose include a helical or static wire(s). This wire can be used for electrical continuity provided that proper contact is made and maintained between it and the hose couplings.


Nonconductive Hose

Nonconductive hose constructions are those that resist the flow of electrical current. In some specific applications, especially around high voltage electrical lines, it is imperative for safety that the hose be nonconductive. Unless the hose is designed particularly to be nonconductive and is so branded, do not conclude that it is nonconductive. Many black rubber compounds are inherently and inadvertently conductive. Nonconductive hose is usually made to a qualifying standard that requires it to be tested to verify the desired electrical properties. The hose is frequently (but not necessarily) non-black in color and clearly branded to indicate it is designed for nonconductive applications.

NOTE 1: Parker industrial hose generally uses the non-conductivity standard originally developed by Alcoa Aluminum: A minimum resistance of one megaohm per inch at 1,000 volts D.C.

NOTE 2: SAE has a separate standard for nonconductivity for high pressure hydraulic applications. Part of the standard requires that nonconductive hose feature an orange cover.

NOTE 3: Nonconductive hoses contain little/no conductive rubber compounds, static wires, helical wires, or wire reinforcement. Therefore, a nonconductive hose would not be recommended for an application requiring an "anti-static/static dissipating/conductive" hose.

 **WARNING!** Unless a hose is described as, or specifically and clearly branded to be conducting or nonconducting, assume that the electrical properties are uncontrolled.

Force to Bend / Minimum Bend Radius

The amount of force required to bend a hose and the minimum bend radius are important factors in hose design and selection. The minimum bend radius is defined as the radius to which the hose can be bent in service without damaging or appreciably shortening the life of the product, and is measured to the inside of the curvature of the bend. The bend radius for a given application must be equal to or greater than the rated minimum bend radius. Bending the hose to a smaller bend radius than minimum may kink the hose and result in premature failure.

Perhaps more important in determining flexibility, the force-to-bend is defined as the amount of force required to induce bending around a specified radius. The less force that is required, the easier the product is to maneuver in the field. Different hose constructions may require significantly different forces to attain the same minimum bend radius. Generally, the preferred hose is the more flexible hose, provided all other properties are essentially equivalent.

Oil and Fuel Resistance

Rubber compounds are available in different formulations, blends and grades. Compounds are selected by hose design engineers based on the intended application of the hose. For instance, a hose recommended for multipurpose applications that may include hydraulic or

lubrication oil service generally contains a lower grade of tube compound. Conversely, a hose recommended for a more rigorous application, such as highly refined fuel service, contains a higher grade of compound, often within the same compound family.

Rubber hose is used to convey petroleum products both in the crude and refined stages. The aromatic content of refined gasoline is often adjusted to control the octane rating. The presence of aromatic hydrocarbons in this fuel generally has a greater effect on rubber components than do aliphatic hydrocarbons. Aromatic materials in contact with rubber tend to soften it and reduce its physical properties. For long-lasting service, the purchaser of fuel hose should inform the hose manufacturer of the aromatic content of the fuel to be handled so that the proper tube compound can be recommended for the specific application.

The effect of oil on rubber depends on a number of factors that include the type of rubber compound, the composition of the oil, the temperature and duration of exposure. Rubber compounds can be classified to their degree of oil resistance based on their physical properties after exposure to a standard test fluid. In this ARPM classification, the rubber samples are immersed in IRM 903 oil at 212°F (100°C) for seventy hours. (See [ASTM Method D-471](#) for a detailed description of the oil and the testing procedure.) As a guide to users of hose in contact with oil, the oil resistance classes and a corresponding description are listed on the next page.

General Formula for Minimum Hose Length (given hose bend radius and degree of bend required)

$$\frac{\text{Angle of Bend}}{360^\circ} \times 2 \pi r = \text{Minimum length of hose to make bend.}$$

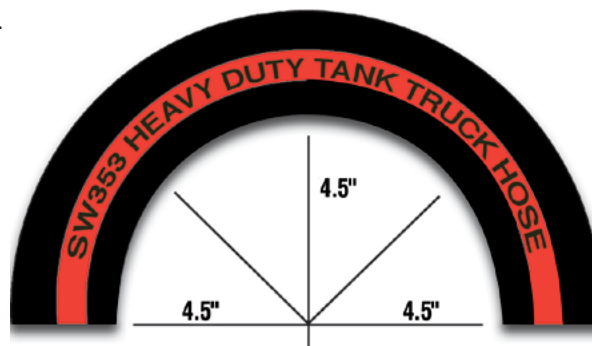
r = Given bend radius of hose.

Example: To make a 90° bend with 2" I.D. hose.
Given $r = 4.5$ inches.

$$\frac{90}{360} \times 2 \times 3.14 \times 4.5$$

$$.25 \times 2 \times 3.14 \times 4.5 = 7" \text{ (minimum length of hose to make bend without damage to hose)}$$

The bend radius for a given application must be equal to or greater than the rated minimum bend radius. Bending the hose to a smaller bend radius than minimum may kink the hose and result in premature failure.



General Formula for Minimum Hose Length (allowing relief from couplings)

$$\text{Overall Length (OAL)} = (2 \times \text{Length of Coupling}) + (2 \times \text{Hose OD}) + (\text{Angle}/360) \times 2 \pi r$$

Physical Properties After Exposure to Oil

Class	Volume Change Maximum	Tensile Strength Retained
Class A (High Oil Resistance)	+25%	80%
Class B (Medium/High Oil Resistance)	+65%	50%
Class C (Medium Oil Resistance)	+100%	40%

The above ARPM guideline does not imply compatibility with all oil based fluids. There are many grades of rubber compounds that meet ARPM Class A oil resistance requirements. Some compound grades will be fine for multipurpose applications, while higher grades would be required for more rigorous applications.

Oil resistant hoses for multipurpose service tend to be more economical than hoses specifically designed and recommended for highly refined fuel service. These multipurpose hoses, even if they feature an ARPM Class A tube, are not necessarily recommended for use with highly refined fuels. Furthermore, many chemical resistance charts represent data developed from testing of a typical grade of compound used for that family of fluids. For example, “nitrile” may show compatibility with gasoline, but the nitrile that was tested is likely the nitrile used in gasoline dispenser hose, as opposed to the nitrile commonly used in multipurpose hose.

When selecting a hose for highly refined fuels such as aviation fuel, biodiesel, diesel, ethanol, gasoline or kerosene, be guided by the hose manufacturer’s recommendation to use a hose designed and manufactured for that specific application and/or fluid. Contact Parker for further information.

Suction and Vacuum

Hose is constructed with high adhesion between the tube and the carcass to prevent tube separation. Most hose is used for pressure service; however, some applications require the hose to resist collapse in suction and vacuum service. Such hose is subjected to crushing forces because the atmospheric pressure outside the hose is greater than the internal pressure. The hose can collapse and restrict the flow unless the hose is constructed to resist these pressure differentials. The most common method of preventing hose collapse is to build a helical member(s) (wire or thermoplastic) into the hose body. The size and spacing of the helix depends on the size of the hose and the pressure differential. In applications approaching a perfect vacuum, most of the plies of reinforcement are applied over the helix.

Suction hose must be specifically designed for the service for which it is used. Each element—tube, reinforcement, size, spacing, and location of the helix—must be carefully considered. While suction hose is generally used to convey liquids, vacuum hose carries air under a partial vacuum. Vacuum hose is reinforced to resist collapse and maintain its shape under rough handling and/or mechanical abuse. It does not require the heavy construction of suction hose because the dry materials generally conveyed are much lighter in weight than liquids and the vacuum is usually less than for normal suction service.

Coupling Thread Compatibility

Industrial hose couplings have threads which are usually one of the various “pipe” threads. All pipe threads are commonly referred to by the generic name of Iron Pipe Thread or IPT. There are several different types of IPT threads and you must know specifically what they are to ensure compatibility with mating threads.

IPT Thread Compatibility Chart

Description	Seal	Thread (Female)	Compatible Threads (Male)
American Standard Tapered Pipe Thread	Thread Seal (with Sealing Compound)	NPT	NPT NPTF
American Standard Tapered Dryseal Pipe Thread	Thread Seal (Dryseal)*	NPTF	NPTF NPT
American Standard Straight Pipe Thread for mechanical joints (includes 2 female types, depending on sealing method, and one male type compatible with both females)	Washer or Mechanical Ground Joint	NPSM	NPSM NPT NPTF
American Standard Straight Pipe Threads for hose couplings and nipples	Washer	NPSH	NPSH NPT NPTF

*When NPTF Threads are used more than once, they require sealing compound after the first use.

In addition, there are various other thread types that may be found on industrial hose couplings. These types are generally not compatible with any other thread types:

Type	Description	Seal
GHT	Garden Hose Thread	Washer seal
API	American Petroleum Institute Thread	Thread seal
JIC (37°)	Joint Industry Council	Mechanical seal
SAE (45°)	Society of Automotive Engineers	Mechanical seal
NF	Welding Hose Threads-Left Hand and Right Hand	Mechanical seal
CHT	Chemical Hose Thread (for booster hoses)	Gasket seal

Dimensions of 150-Lb. Steel Flanges ASA

Nominal Pipe Size (in.)	Diameter of Bolt Circle (in.)	Number of Bolts	Diameter of Bolts (in.)	Diameter of Bolt Holes (in.)	Flange O.D. (in.)	*Weight (Lbs.)
1	3-1/8	4	1/8	5/8	4-1/2	2
1-1/2	3-7/8	4	1/2	5/8	5	3
2	4-3/4	4	5/8	3/4	6	5
2-1/2	5-1/2	4	5/8	3/4	7	8
3	6	4	5/8	3/4	7-1/2	10
3-1/2	7	8	5/8	3/4	8-1/2	12
4	7-1/2	8	5/8	3/4	9	13
5	8-1/2	8	3/4	7/8	10	15
6	9-1/2	8	3/4	7/8	11	19-1/2
8	11-3/4	8	3/4	7/8	13-1/2	30
10	14-1/4	12	7/8	1	16	41
12	17	12	7/8	1	19	65
14	18-3/4	12	1	1-1/8	21	85
16	21-1/4	16	1	1-1/8	23-1/2	93
18	22-3/4	16	1-1/8	1-1/4	25	120
20	25	20	1-1/8	1-1/4	27-1/2	155
24	29-1/2	20	1-1/4	1-3/8	32	210

*Weights shown for sizes up through 24" are for threaded flanges.

Note: 125-Lb. flange dimensions are same as dimensions of 150-Lb. flanges except thickness and weight.

Dimensions of 300-Lb. Steel Flanges ASA

Nominal Pipe Size (in.)	Diameter of Bolt Circle (in.)	Number of Bolts	Diameter of Bolts (in.)	Diameter of Bolt Holes (in.)	Flange O.D. (in.)	*Weight (Lbs.)
1	3-1/2	4	5/8	3/4	4-7/8	3
1-1/2	4-1/2	4	3/4	7/8	6-1/8	6-1/2
2	5	8	5/8	3/4	6-1/2	7
2-1/2	5-7/8	8	3/4	7/8	7-1/2	10
3	6-5/8	8	3/4	7/8	8-1/4	14
3-1/2	7-1/4	8	3/4	7/8	9	16
4	7-7/8	8	3/4	7/8	10	24
5	9-1/4	8	3/4	7/8	11	31
6	10-5/8	12	3/4	7/8	12-1/2	36
8	13	12	7/8	1	15	56
10	15-1/4	16	1	1-1/8	17-1/2	80
12	17-3/4	16	1-1/8	1-1/4	20-1/2	110
14	20-1/4	20	1-1/8	1-1/4	23	164
16	22-1/2	20	1-1/4	1-3/8	25-1/2	220
18	24-3/4	24	1-1/4	1-3/8	28	280
20	27	24	1-1/4	1-3/8	30-1/2	325
24	32	24	1-1/2	1-3/8	36	490

*Weights shown for sizes up through 24" are for threaded flanges.

Chemical Guides



Chemical Guides

Description	Page No.
Introduction	413
Names and General Properties of Parker Hose Materials	414
Hose and Chemical Table	415
PVC Temperature / Pressure Chart	445
Composite Hose and Chemical Table	446
Metal/Coupling Corrosion Resistance Table	452

See pages ii through iv for an index of all product series by series number and pages v through xv for an index by application and by series name.

Due to continual product improvements, Parker reserves the right to alter specifications without prior notice.

Chemical Guides Introduction

The Chemical Guides in this section are offered as a general indication of the compatibility of the various compounds incorporated in Parker hose with the chemicals, fluids and media listed. The basis for the ratings includes actual service experience, the advice of various polymer suppliers, and the considered opinion of our chemists. When in doubt, a sample of the compound should always be tested with the particular chemical and temperature it is to handle.

Some of the variables that affect the resistance of a compound to a chemical attack are:

1. **Temperature of the Media Transmitted:** Higher temperatures increase the affect of chemicals on compounds. The amount of increase depends upon the polymer and the chemical. A compound quite suitable at room temperature might fail very quickly at higher temperatures. Working pressures in this catalog are recommended in accordance with ARPM design safety factors at ambient temperatures. Do not operate outside hose temperature limits. Even within hose temperature limits, end fittings and hose size can affect performance at higher temperatures.
2. **Service Conditions:** A rubber compound usually swells when exposed to a chemical. Within a given percent of swell, a hose tube may function satisfactorily if the hose is in a static condition, but may fail quickly if the hose is subject to flexing.
3. **The Grade or Blend of the Rubber Compound:** Basic polymers are sometimes mixed or blended to enhance a particular property for a specific service. As an example, the nitrile used as the tube material for Parker aircraft fueling hose varies in its makeup from the nitrile used in the tube of Day-Flo® Special Purpose hose. Consequently, the reaction to a particular chemical may therefore be somewhat different. When in doubt, a sample of the compound should always be tested with the particular chemical it is going to handle.

Names and General Properties of Parker Hose Materials

Refer to the guides on the following pages for specific applications.

Common Name	ASTM Designation D1418-64	Composition	General Properties	Primary Hose Elements
Butyl / Chlorobutyl	IIR	Isobutene-Isoprene	Very good weathering resistance, low permeability to air. Good physical properties. Poor resistance to petroleum based fluids.	Tube / Cover
Chlorinated Polyethylene (CPE)	CM	Chloropolyethylene	Good long term resistance to UV and weathering. Good oil and chemical resistance. Excellent flame resistance. Good low temperature impact resistance.	Tube
Cross Linked Polyethylene (XLPE)	XPE	Cross Linked Polyethylene	Excellent resistance to most solvents, oils and chemicals. Do not confuse with chemical properties of standard polyethylene.	Tube
EPDM	EPDM	Ethylene Propylene Diene	Good general purpose polymer. Excellent heat ozone, and weather resistance. Not oil resistant.	Tube / Cover
Epichlorohydrin	ECO	Ethylene Oxide Chloromethyl	Excellent oil and ozone resistance. Fair flame resistance and low permeability to gases. Good low temperature properties.	Tube / Cover
Ethyl Vinyl Acetate (EVA)		Ethylene Vinyl Acetate	Good abrasion and chemical resistance. Lightweight.	Tube / Cover
Hypalon®	CSM	Chlorosulfonated Polyethylene	Excellent ozone, weathering and acid resistance. Good abrasion and heat resistance. Can be compounded for good oil resistance.	Tube / Cover
Modified XLPE (MXLPE)		Proprietary	Excellent chemical resistance with good heat properties.	Tube
Natural Rubber	NR	Isoprene	Excellent physical properties, including abrasion resistance. Not oil resistant.	Tube
Neoprene	CR	Chloroprene	Excellent weathering resistance. Good oil resistance. Good physical properties.	Tube / Cover
Nitrile / Buna-N	NBR	Nitrile-Butadiene	Excellent oil resistance. Good physical properties.	Tube / Cover
Nylon		Nylon	Excellent chemical resistance. Good temperature resistance.	Tube
Poly Vinyl Chloride (PVC)		Poly Vinyl Chloride	Good abrasion, chemical and weathering resistance. Lightweight. Poor oil and temperature resistance.	Tube / Cover, Tubing
Poly Vinyl Chloride / Polyurethane (PVC/PU)		Poly Vinyl Chloride / Polyurethane Blend	Good abrasion, chemical and weathering resistance.	Tube / Cover
Polyurethane (PU)	AU	Polyurethane	Good abrasion, chemical and weathering resistance.	Tube / Cover
SBR	SBR	Styrene-Butadiene	Good physical properties, including abrasion resistance. Not oil resistant. Poor weathering and ozone resistance.	Tube / Cover
Santoprene® (TPV)		Thermoplastic Vulcanizate	Excellent chemical and ozone resistance. Good flexibility. Lightweight.	Tube, Tubing
Teflon®	FEP / PTFE	Fluorinated Ethylene Propylene / Polytetra-Fluoroethylene	Excellent chemical, solvent, and heat resistance, inert to most materials. Smooth anti-adhesive surface – easily cleaned.	Tube
Ultra-High Molecular Weight Polyethylene (UNMWPE)	UHMW	Ultra-High Molecular Weight Polyethylene	Excellent chemical and heat resistance.	Tube
Viton®	FKM	Fluorocarbon Rubber	Excellent high temperature resistance, particularly in air or oil. Very good chemical resistance.	Tube / Cover

Hose and Chemical Table

Refer to page 414 for names and general properties of Parker hose materials.

⚠ WARNING! The following data is based on tests and believed to be reliable; however, the tabulation should be used as a guide **ONLY**, since it does not take into consideration all variables, such as elevated temperatures, fluid contamination, concentration, etc., that may be encountered in actual use. All critical applications should be tested. Refer to the [Safety & Technical Information section](#) of this catalog for safety, handling and use information.

***Refer to the [PVC and Thermoplastic Temperature/Pressure chart on page 445](#).

Thermoplastic hose and tubing achieve their optimum physical properties at room temperature, 68°F (20°C). As thermoplastic materials are exposed to increased ambient temperatures, they soften and their physical properties change. For hose and tubing, heat sharply reduces the available working pressure and coupling retention. In all cases, test the product in a controlled, secure and safe environment, and consider all operating conditions prior to use.

NOTES:

- Data for PVC/thermoplastic materials based on 68°F unless otherwise noted.
- Data for other materials based on 70°F unless otherwise noted.

Key: E = Excellent • G = Good • C = Conditional • Blank = No Data • X = Not Recommended

Chemical Or Material Conveyed	CPE	CSM	Chlorobutyl	Chloroprene	EPDM	EVA***	FEP/PTFE	FKM	MXLPE	Natural	Nitrile	Nylon	PU***	PVC***	PVC/PU***	SBR	TPV***	UHMWPE	XLPE
Acetal		C	G	C	G		E	X	G	C	X					C		E	E
Acetaldehyde		X	E	X	E	G	E	X		X	X	E	X	X	X	X	G	G	E
Acetamide		G	E	G	E		E	G	E	C	E					X		E	E
Acetate Solvents		X	C	X	E	C		X	G	C	X		C	X	X	X		E	E
Acetic Acid, 10%	E	E	E	G	E	E	E	E		G	G	X	X	E	G	G	E	E	E
Acetic Acid, 30%		G	G	C	E	E	E	C	G	X	X			G	G	X		E	E
Acetic Acid, 50%	E	E	G	C	E	C	E	G		X	C	X	X	G	G	G	C	E	G
Acetic Acid, 80%						C							X	C	C				
Acetic Acid, Glacial	E	C	G	C	G	X	E	X		X	X	X	X	C	C	C	G	E	E
Acetic Acid, Vapors						G							X	G	G				
Acetic Anhydride	E	E	G	G	G	C	E	X		C	X	X	X	X	X	X	E	G	E
Acetic Ester		X	G	X	E		E	X	G	X	X					X		E	E
Acetic Ether		C	G	X	E		E	X	G	X	X					X		E	E
Acetic Oxide		E	G		G		E	X		X			G				G		E
Acetone	G	X	E	X	E	C	E	X		X	X	E	X	X	X	C	G	E	C
Acetone Cyanohydrin		C	E	G	E		E	X		C	X		X			E	E	G	E
Acetonitrile		G	E	E	E		E	X		G	X	E					X		
Acetophenone		X	G	X	E		E	X		X	X		X			X	G	X	X
Acetyl Acetone	G	X	E	X	E		E	X		X	X		X			X	G	E	E
Acetyl Chloride	E	X	X	X	C		E	G		X	X	X	X			X	G	G	G
Acetyl Oxide	E	E	G	G	G		E	X		C	X		X			X	E	E	E
Acetylene	G	C	E	E	E	X	E	E		G	E	E	G	C	C	C	C	E	E
Acetylene Dichloride		X	C	X	C		E	G		X	X	E						X	
Acetylene Tetrachloride		X	X	X	X		E	E		X	X		X			X	X		
Acrolein		G	E	C	E		E	X		G	C		X			C	C	X	E
Acrylic Acid	E	G	X	X	X		E	X		X	X		X			X		X	
Acrylonitrile	E	C	X	X	E		E	X		C	X	E	X	C	C	C	G	C	C
Di(2Ethylhexyl) Adipate		X	E	X	G		E	C		X	X								
Adipic Acid		G	X	E	E	E	E	E		E	E		E	G	G	E	G		E
Air		E	E	E	E		E	E	E	E	E					E		E	E
Air, +300°F	G	G	G	G	G		E	E		X	G		G			X	E	X	
Alcohol, Aliphatic		E	E	E	E		G	C	E	E	E					G		E	E
Alcohol, Aromatic		X	X	C	X		E	E	G	C	C					X		E	E
Alk-Tri		X	X	X	X		E	E		X	X		X			X	X	E	E
Allyl Alcohol		E	E	E	E	E	E	G		E	E	C	X	X	X	G	G	E	E
Allyl Bromide		X	X	X	X		E	G		X	X					X		G	G

***Refer to the [PVC and Thermoplastic Temperature/Pressure chart on page 445](#).

(Continued on the following page)

Hose and Chemical Table (Continued)

Refer to page 414 for names and general properties of Parker hose materials.

Key: E = Excellent • G = Good • C = Conditional • Blank = No Data • X = Not Recommended

Chemical Or Material Conveyed	CPE	CSM	Chlorobutyl	Chloroprene	EPDM	EVA***	FEP/PTFE	FKM	MXLPE	Natural	Nitrile	Nylon	PU***	PVC***	PVC/PU***	SBR	TPV***	UHMWPE	XLPE
Allyl Chloride	G	X	X	X	X	C	E	G		X	G	G	X	X	X	G		E	G
Alum	E	E	E	E	E	E	E	E	E	E	E	G	G	E	E	G	E	E	E
Alum, Papermakers							E	E										G	
Aluminum Acetate	E	G	E	C	E		E	E	E	C	C		X			G	E	E	E
Aluminum Chloride	C	E	E	E	E	G	E	E	E	E	E	X	G	E	E	E		E	E
Aluminum Fluoride	X	E	E	E	E	G	E	E		G	E	G	C	G	G	E	E	E	E
Aluminum Formate		X	G	E	E		E	X		X	X		X			E		E	
Aluminum Hydroxide		E	E	E	E	G	E	E		E	E	G	G	E	E	G	E	E	
Aluminum Nitrate						E							C	E	E				
Aluminum Nitrate (AQ)	E	E	E	E	E		E	E		E	E		C			E	E	E	E
Aluminum Oxychloride						G								E	E				
Aluminum Phosphate		E	E	E	E		E	E	E	E	E					E		E	E
Aluminum Sulfate	E	E	E	E	E	E	E	E	E	E	E	E	G	E	E	E	E	E	E
Alums, NH3-CR-K	G	E	E	E	E		E	E		E	E	X	G			E	E	E	E
Amines, Mixed		X	G	G	G			X		G	X		X			C		E	
Amino Xylene	X	X	G	X	E		E	X		X	X		X			X	G		
Aminobenzene	G	X	G	X	G		E	E		X	X	C	X			X	G		
1-Aminobutane		C	X	X	C		E	X		X	C		X			X			
Aminodimethylbenzene	C	C	G	X	X		E	X		X	X					X			
Aminoethane		C	G	X	E		E	X		C	X		X			C			
2-Aminoethanol		G	E	G	G		E	X		G	X		C			X			
1-Aminopentane	C	X	G	E	E		E	X		G	C		C			G	C		
O-Aminotoluene	G																		
Ammonia (AQ)						E						E	X	C	C			E	C
Ammonia Anhydrous												G						E	E
Ammonia Gas												C						E	
Ammonia Gas, Dry						E							X	C	C				
Ammonia Liquid		E	E	E	E	E	E	E	E	G	G		X	X	X	G		E	E
Ammonia Water		G	G	G	E		E	G	E	G	C					G		E	E
Ammonium Carbonate		E	E	E	E	E	E	E	E	E	C	G	E	E	E	E		E	E
Ammonium Chloride	G	E	E	E	E	E	E	E	E	E	E		G	E	E	E	E	E	E
Ammonium Fluoride, 25%						G							C	X	X				
Ammonium Hydroxide	E	E	E	E	E		E	E		G	E	G	X				E	E	E
Ammonium Hydroxide, 28%						E							C	C	C				
Ammonium Metaphosphate		E	E	E	E	E	E	E	E	E	E		G	E	E	E		E	E
Ammonium Nitrate	G	E	E	E	E	E	E	E	E	E	E	G	G	E	E	E	E	E	E
Ammonium Persulfate		E	E	E	G	E	E	E	E	E	X		G	E	E	X		E	E
Ammonium Phosphate		E	E	E	E	E	E	E	E	E	E		G	G	G	E		E	E
Ammonium Phosphate, Dibasic	E	E	E	E	E		E	E		E	E	C				E	E	E	E
Ammonium Phosphate, Neutral						E							G	E	E				
Ammonium Sulfate	E	E	E	E	E	E	E	E	E	E	E	G	E	E	E	G		E	E
Ammonium Sulfide		E	E	E	E	E	E	E	E	E	E		E	E	E	E		E	E
Ammonium Sulphite		E	E	E	E		E	E		E	E		X			E			E
Ammonium Thiocyanate		E	E	E	E	E	E	E	E	E	E		G	E	E	E		E	E
Ammonium Thiosulphate		E	E	E	E		E	E		E	E	E	X			E	E		E
Amyl Acetate	X	X	C	X	E	X	E	X		X	X	G	X	X	X	X	G	E	C
Amyl Acetone		X	G	X	G		E	X		X	X					X			E
Amyl Alcohol	E	E	E	E	E	G	E	E		E	E	E	X	C	C	G	E	E	E

***Refer to the PVC and Thermoplastic Temperature/Pressure chart on page 445.

(Continued on the following page)

Hose and Chemical Table (Continued)

Refer to page 414 for names and general properties of Parker hose materials.

Key: E = Excellent • G = Good • C = Conditional • Blank = No Data • X = Not Recommended

Chemical Or Material Conveyed	CPE	CSM	Chlorobutyl	Chloroprene	EPDM	EVA***	FEP/PTFE	FKM	MXLPE	Natural	Nitrile	Nylon	PU***	PVC***	PVC/PU***	SBR	TPV***	UHMWPE	XLPE
Amyl Amine		C	G	C	C		E	X		C	C					G			
Amyl Borate		C	E	E	E		E	E	C	E	E					E		E	E
Amyl Bromide		X	X	X	C		E	G		X	X								
Amyl Chloride	C	X	X	X	X	X		E		X	X	E	C	X	X	X	X	X	X
Amyl Chloronaphthalene		E	E	E	E		E	E	C	E	E					E		E	E
Amyl Ether		C	X	X	X		E			X	X								
Amyl Napthalene		E	E	E	E		E	E	C	E	E					E		E	E
Amyl Oleate		E	G	E	G		E	C	G	E	E					E		E	E
Amyl Phenol		E	E	E	E		E	E	C	E	E					E		E	E
Anethol	X	X	X	X	X		E	G		X	X	G				X		G	G
Aniline	X	X	E	X	G	X	E	G		X	X	C	X	X	X	X	G	E	E
Aniline Chlorohydrate						X							X	X	X				
Aniline Dyes	X	G	G	C	G		E	G		G	X	X	X	X	X	G	G	E	E
Aniline Hydrochloride		X	G	X	G	X	E	G	E	G	G		X	X	X	C		E	E
Aniline Oil	G	X	G	X	C		E	C		X	X		X			X			
Animal Fats		C	C	C	G		E	E		X	E	E	C			X	C	E	E
Animal Grease		X	X	C	C		E	E	E	X	E					X		E	E
Animal Oils		X	C	X	C	C	E	E	E	X	E		G	C	C	X		E	E
Ansul Ether		X	X	X	C		E	X	G	X	X					X		E	E
Anthraquinone						E								E	E				
Anthraquinonesulfonic Acid						E							X	E	E				
Antifreeze		E	E	E	E		E	E	E	E	E					E		E	E
Antimony Chlorides		G	E	X	E		E	E			G	C	E					E	E
Antimony Pentachloride		X	X	X	X		E	E	E	X	G					X		G	G
Antimony Trichloride						E							E	E	E				
Apple Juice or Sauce													E	E	E				
Aqua Regia	G	X	X	X	C	X	E	E		X	X	X	X	C	C	X	X	G	X
Argon		X	G	G	E		E	E		X	E	E	E			E		E	E
Aromatic Hydrocarbons		X	X	X	X		E	E		X	X			X		X		E	E
Arquad		E	E	E	E		E	E	E	E	E					E		E	E
Arsenic Acid	E	E	E	E	E		E	E		E	E	E	X			E	E	E	E
Arsenic Acid, 80%						G							X	E	E				
Arsenic Chloride		X	X	E	X		E	X		X	C					X		X	X
Arsenic Trichloride		X	X	E	X		E	X		X	E					X		X	X
Arylsulfonic Acid													X	C	C				
Asphalt	G	X	X	C	X	X	E	E		X	G	E	G	C	C	X	G	E	X
ASTM Fuel A	E	G	X	G	X		E	E		X	E	E	G	C	C	X	X	G	G
ASTM Fuel B	G	G	X	X	X		E	E		X	X	E	G	X	X	X	X	G	G
ASTM Fuel C	C	X	X	X	X		E	E		X	G	E	X	X	X	X	X	G	G
ASTM Oil #1		G	X	E	X		E	E		X	E	E	E	C	C	X	X	E	E
ASTM Oil #2		C	X	E	X		E	E		X	E					X			
ASTM Oil #3		C	X	G	X		E	E		X	E		X	C	C	X			
ASTM Oil #4		X	X	X	X			E		X	G		X			X		E	E
Automatic Transmission Fluid		C	X	G	X		E	E		X	E	G	G			X	X	E	E
Aviation Gasoline		X	X	X	X		E	E		X	E		X			X		E	E
Banana Oil	X	C	X	X	E		E	X		X	X	G	X			X	G	E	X
Barium Carbonate		E	E	E	E	E	E	E	E	E	E		E	E	E	E		E	E
Barium Chloride	G	E	E	E	E	E	E	E	E	E	E	G	E	E	E	E		E	E

***Refer to the PVC and Thermoplastic Temperature/Pressure chart on page 445.

(Continued on the following page)

Hose and Chemical Table (Continued)

Refer to page 414 for names and general properties of Parker hose materials.

Key: E = Excellent • G = Good • C = Conditional • Blank = No Data • X = Not Recommended

Chemical Or Material Conveyed	CPE	CSM	Chlorobutyl	Chloroprene	EPDM	EVA***	FEP/PTFE	FKM	MXLPE	Natural	Nitrile	Nylon	PU***	PVC***	PVC/PU***	SBR	TPV***	UHMWPE	XLPE
Barium Hydroxide	G	E	E	E	E	E	E	E	E	E	E	G	E	E	E	E		E	E
Barium Sulfate		E	E	E	E	E	E	E	E	E	E		E	E	E	E		E	E
Barium Sulfide		E	E	E	E	E	E	E	E	E	E		E	E	E	G		E	E
Beer		E	E	G	E	E	E	E	E	E	E	E	G	E	E	E	E	E	X
Beet Sugar Liquors	G	E	E	G	E	E	E	E		E	E	G	X	E		E	E	E	E
Benzal Chloride			G				E				X	E						E	E
Benzaldehyde	C	X	G	X	E	C	E	X		X	X	E	X	X	X	X	X	E	E
Benzene	C	X	X	X	X	X	E	G		X	X	G	X	X	C	X	X	G	E
Benzene Carboxylic Acid	G	X	E	E	X		E	E		X	X		X			X	E		
Benzene Sulphonic Acid		G	X	G	X		E	E	E	X	X					X		E	E
Benzene		X	X	G	X		E	E		X	E	G	C			X	G		E
Benzene Solvent		C	X	X	X		E	E		X	E					X			
Benzoic Acid		X	X	G	X	G	E	E	G	X	X	E	X	G	G	X	E	E	E
Benzoic Aldehyde		X	G	X	E		E	X	E	X	X					X		E	E
Benzol	C	X	X	X	X	X	E	G		X	X	G	X	X	C	X	X	G	E
Benzotrichloride		X	X	X	E		G	E		X	X					X		G	G
Benzyl Acetate		G	E	E	E		E	X		X	X		X			E		E	E
Benzyl Alcohol	E	G	G	G	G		E	E		X	X	C	X			X	X	E	E
Benzyl Chloride	X	X	X	X	X		E	E		X	X		X			X	X	E	E
Benzyl Ether		X	G	X	C		E	X		X	X		G			X			
Bismuth Carbonate						E							E	E	E				
Black Liquor						E													
Black Sulfate Liquor	C	G	G	G	G		E	E		G	G	C	X			G	E	E	E
Blast Furnace Gas		C	C	E	C		E	E	E	C	C					C		E	E
Bleach Solutions		G	G	X	G		E	G	E	X	X	C	X			X		G	G
Bleach, 12.5% Active CL						G							C	G	G				
Borax Solution	C	E	E	E	E		E	E		E	E	G	E			E	E	E	E
Bordeaux Mixture		E	E	E	E		E	E	E	G	E					G		E	E
Boric Acid	X	E	E	E	E	E	E	E		E	E	G	E	E	E	E	E	E	E
Boron Trifluoride						E							E	E	E				
Brake Fluid DOT #3	E	G	E	C	E		E	X		X	X	E	X	X	X	E	G		
Brine	G	E	E	E	E	E	E	E		E	E	G	G	E	E	E	E	E	E
Bromacil					E														
Bromic Acid						G							X	E	E				
Bromine		C	X	X	X		E	E	G	X	X					X		X	G
Bromine Water		E	C	G	C	X	E	E		X	C		X	X	X	X		E	E
Bromine, Liquid						X							X	X	X				
Bromobenzene	X	X	X	X	X		E	E		X	X		X			X		C	C
1-Bromobutane		X	X				E	G		X	X								
Bromochloromethane	X	X	X	X	G		E	C		X	X								
Bromoethane		X	X	X	X		E	E		C	G		X			X			
3-Bromopropene		X	X	X			E	G		X	X								
Bromotoluene	X	X	X				E	G		X						X			X
Bugdioxane																			E
Bunker Oil		X	X	X	X		E	E		X	E		G			X		E	E
Butadiene		X	X	X	X	X	E	G		X	X		X	C	C	X		E	E
N-Butanal		C	G	C	G		E	X		X	X		C						
Butane		X	X	C	X	X	E	E		X	E	E	X	C	C	X		E	E

***Refer to the PVC and Thermoplastic Temperature/Pressure chart on page 445.

(Continued on the following page)

Hose and Chemical Table (Continued)

Refer to page 414 for names and general properties of Parker hose materials.

Key: E = Excellent • G = Good • C = Conditional • Blank = No Data • X = Not Recommended

Chemical Or Material Conveyed	CPE	CSM	Chlorobutyl	Chloroprene	EPDM	EVA ***	FEP/PTFE	FKM	MXLPE	Natural	Nitrile	Nylon	PU ***	PVC ***	PVC/PU ***	SBR	TPV ***	UHMWPE	XLPE
Butanoic Acid		C			G		E	G											
Butanol (Butyl Alcohol)	G	E	G	E	G		E	E		E	E	G	X			E	G	E	E
Butanol, Primary						G							C	X	X				
Butanol, Secondary						G							C	X	X				
Butanone	G	X	E		E		G				X	G	X				X	E	E
Butoxyethanol		X	E	X	E		E			X	C		E						
Butter		E	E	G	E			E		C	E			C		C			
Butyl Acetate	C	X	X	X	X	X	X	X		X	X	G	X	X	C	X		E	E
Butyl Acrylate		X	X	X	X		E	X		X	X							G	G
Butyl Alcohol (Butanol)	G	E	G	E	G	E	E	E		E	E	G	C	C	C	E	G	E	E
Butyl Aldehyde		C	G	C	G		E	X					C					E	E
Butyl Amine		C	C	X	C		E	X	E	G	C					C		E	E
N-Butylamine		X	X	X	C		E	X		X	X		X			X			
T-Butyl Amine		X			G														
Butyl Benzene		X	X	X	X			E		X	X					X		E	E
N-Butylbenzene		X					E	E		X	X							E	E
Butyl Benzyl Phthalate		X	E				E	C		X						X		E	E
Butyl Bromide		X	X	X	X			G		X	X					X		G	G
N-Butylbromide		X	X				E	G		X	X								G
Butyl Butyrate		X	C	X	G			C		X	X					X		G	G
N-Butylbutyrate		X	E	X	E		E	E		X	X					X			
N-Butylcarbinol	E	E	E	E	E		E	E		E	G	E	X			E	E		
Butyl Carbitol		C	E	C	E		E	G		X	C					X		E	G
Butyl Cellosolve		X	E	X	G		E	X		X	C			X	X	X	E	E	E
Butyl Chloride		X	C				E	E		X								C	G
Butyl Ether		X	X	X	X		E	X		X	X		G			X		E	E
Butyl Ether Acetaldehyde		X	G				E	X		X		X						E	E
Butyl Ethyl Acetaldehyde		X	C	X	X			X		X	X					X		E	E
Butyl Ethyl Ether		X	X				E			X	G							E	E
Butyl Oleate		X	G	X	G		E	E		X	X					X			
Butyl Phenol						X								C	C				
Butyl Phthalate		X	G		E		E	C		X						X			E
Butyl Stearate		X	X	X	X		E	E		X	G		G			X		E	E
Butylene		X	X	C	X		E	E		X	E	G	C	C	C	X			
Butyraldehyde		X	G	X	C		E	X	G	X	X		X			X		E	E
Butyric Acid		C	G	X	G		E	G		X	X		G			X		E	E
Butyric Acid, 20%						X							C	C	C				
Butyric Anhydride		G	C				E			C	C								E
Butyraldehyde							E	X	G									E	E
Cadmium Acetate		E	E				E			X								E	E
Calcium Acetate		C	E	G			E	X		E	G		X			X		E	E
Calcium Aluminate		E	E				E	E		E	E							E	E
Calcium Bichromate		C	E				E												G
Calcium Bisulfate		E	G	E	G		E	E	E	C	E					C		E	E
Calcium Bisulfide				C	X		E	E			E	G	C			G			
Calcium Bisulfite		E	E	E	E	E	E	E	E	E	E		E	E	E	E		E	E
Calcium Carbonate		E	E	E	E	E	E	E	E	E	E		E	E	E	E		E	E
Calcium Chlorate						E							G	E	E				

***Refer to the PVC and Thermoplastic Temperature/Pressure chart on page 445.

(Continued on the following page)

Hose and Chemical Table (Continued)

Refer to page 414 for names and general properties of Parker hose materials.

Key: E = Excellent • G = Good • C = Conditional • Blank = No Data • X = Not Recommended

Chemical Or Material Conveyed	CPE	CSM	Chlorobutyl	Chloroprene	EPDM	EVA***	FEP/PTFE	FKM	MXLPE	Natural	Nitrile	Nylon	PU***	PVC***	PVC/PU***	SBR	TPV***	UHMWPE	XLPE
Calcium Chloride	G	E	E	E	E	E	E	E		E	E	E	E	E	E	E		E	E
Calcium Hydroxide	G	G	E	E	E	E	E	E		E	E	E	E	E	E	E		E	E
Calcium Hypochlorite	G	E	E	C	E	G	E	E		X	X	X	X	E	E	X		C	C
Calcium Nitrate		E	E	E	E	E	E	E		E	E	E	E	E	E	E		E	E
Calcium Sulfate		E	E	E	E	E	E	E	E	E	E	E	E	E	E	E		E	E
Calcium Sulfide	X	E	E	E	E		E	E		X	E	E	E			X		E	E
Calcium Sulfite		E	E	E	E		E	E	E	E	E					E		E	E
Caliche Liquor		E	E	E	E		E	E	E	E	E					E		E	E
Cane Sugar Liquors		E	E	E	E	G	E	E	E	E	E			E		E		E	E
Caprylic Acid		G	C				E			C	C							E	E
Carbamide		E	G	G			E			E	G							E	E
Carbitol		G	E	C	G		E	G		X	G	E	X			G		E	E
Carbitol Acetate		X	G	X	G			X		X	X					X		E	E
Carbolic Acid	G	X	G	X	X		E	E		X	X	X	X			X	X	E	E
Carbon Bisulfide		X	X	X	X	X	E	E		X	X			X	X	X			
Carbon Dioxide		G	G	G	G		E	G		G	E	E	E			G		E	E
Carbon Dioxide (AQ)						E							E	E	E				
Carbon Dioxide Gas, Wet						E							E	E	E				
Carbon Disulfide		X	X	X	X		E	X		X	X	X	X			X		E	C
Carbon Monoxide	G	E	E	E	E	G	E	E		C	E	E	G	E	E	G	E	E	E
Carbon Tetrachloride	C	X	X	X	X	X	E	E		X	C	X	X	X	C	X	X	G	E
Carbon Tetrafluoride		X	X	X	X		E			X	C					X		C	C
Carbonic Acid	X	E	E	G	E	G	E	G		E	G	G	E	C	G	G	X		E
Casein						E							E	E	E				
Castor Oil	G	E	G	E	G	C	E	E		E	E	G	G	E	E	E	C	E	E
Catsup														E					
Caustic Potash		E	E	G	E	C	E	C	E	E	E		C	E	E	G		E	E
Caustic Soda			E	E	E	G	E	G				G	C	E	E		E		
Cellosolve		G	E	X	E	C	E	C	E	G	X		G	C	G	G		E	E
Cellosolve Acetate		X	G	X	G		E	X		X	X	G	X			X		E	E
Celluguard		X	E	E	E		E	E		E	E	G	E			E			
Cellulube		X	G	X	E			C		C	X					X		E	E
Cetylic Acid	G	C	G	G	G		E	E		E	E	C	E			G	E		
China Wood Oil	C	E	X	E	X		E	E		X	E		C			X			
Chloracetic Acid						X							X	E	E				
Chloral Hydrate						C							G	E	E				
Chlordane		C	X	C	X			E		X	G	G	C			X			
Chloric Acid, 20%													X	E	E				
Chlorinated Hydrocarbons		X	X	X	X	X	E	E		X	X		X	X	X	X			
Chlorinated Solvents	X	X	X	X	X		E	E		X	X	X	X			X		X	G
Chlorine Dioxide		C	X	X	X			E		X	X					X		G	G
Chlorine Gas		X	X	X	X		E	E		X	X					X			
Chlorine Gas, Dry						X							X	G	G				
Chlorine Gas, Moist						X							X	C	C				
Chlorine Water Solutions		X	X	X	X		E	C	E	X	X					X		G	E
Chlorine Water, 2%						G							C	G	G				
Chlorine Water, Saturated						E								C	C				
Chloroacetic Acid		G	G	X	G		E	G		X	X	X	X			X	X	E	E

***Refer to the PVC and Thermoplastic Temperature/Pressure chart on page 445.

(Continued on the following page)



Hose and Chemical Table (Continued)

Refer to page 414 for names and general properties of Parker hose materials.

Key: E = Excellent • G = Good • C = Conditional • Blank = No Data • X = Not Recommended

Chemical Or Material Conveyed	CPE	CSM	Chlorobutyl	Chloroprene	EPDM	EVA ***	FEP/PTFE	FKM	MXLPE	Natural	Nitrile	Nylon	PU ***	PVC ***	PVC/PU ***	SBR	TPV ***	UHMWPE	XLPE
Chloroacetone		X	X	C	E		E	X		X	X		X			X		E	E
Chlorobenzene						X	E	E	G				X	X	X			G	G
Chlorobenzene, Mono, Di, Tri		X	X	X	X		E	E	G	X	X	E	X			X	X	C	E
Chlorobutadiene		X	X	X	X			E		X	X					X		G	G
Chlorobutane		X	C				E	E		X	X		C					G	G
Chloroethylbenzene	X	X	X		X		E	E		X			G			X		E	E
Chloroform	X	X	X	X	X	X	E	G		X	X	X	X	X	X	X	X	E	C
Chloropentane		X	C				E	E		X						X		E	E
Chlorophenol		X	X	C	X		E	E	G	X	X					X		E	E
2-Chlorophenol	G	X	X	X	X		E	E		X	X	X	X			X	X		G
2-Chloropropane		X	X	X	X		E	E		X	X	X	X			X	X		E
Chloropropanone		X	C	X	C		E	X		X	X					X			
3-Chloropropene		X	C	X	X		E	G		X	G					E			
Chlorosulfonic Acid	X	X	X	X	X		E	X		X	X	X	X			X	X	X	X
Chlorothene		X	X	X	X		E	E	E	X	X					X		G	G
Chlorotoluene		X	X	X	X		E	E		X	X	E	X			X		G	G
Chlorox		G	G	G	G		E	E		X	G	X	X			X		E	G
Chlorsulfonic Acid						X							X	C	C				
Chrome Alum						E							E	E	E				
Chrome Plating Solutions		X	X	X	X					X	X					X			
Chromic Acid	X	X	G	X	X		E	E		X	X	X	X			X	X	X	E
Chromic Acid, 50%						C							X	C	C				
Chromium Trioxide	X	X	G	X	X		E	E		X	X	X	X			X	X		
Cider						E								E					
Cinnamene		X	X	X	X		E	G		X	X		C			X			
Citric Acid	X	E	E	E	E	E	E	C		E	E	G	E	E	E	E	E	E	E
Coal Oil		C	X	G	X		E	E		X	E	E	C				X	E	C
Coal Tar		X	X	C	X	X	E	E		X	G		C	X	X	X	X	E	E
Coal Tar Naphtha		X	X		X		E	E		X	X		X			X			E
Cobalt Chloride		E	E	E	E			E		E	E					E		E	E
Coconut Oil		C	G	C	G	C	E	E		X	E		C	G	E	X		E	E
Cod Liver Oil		G	E	G	E		E	E	E	X	E					X		E	E
Coke Oven Gas		X	X	X	X		C	E		X	X	C	X			X			E
Coolanol		G	X	G	X			E		X	E		X			X			
Copper Arsenate		E	E	E	E		E	E	E	E	E					E		E	E
Copper Chloride	X	G	E	G	E	E	E	E		G	E	X	G	E	E	E		E	E
Copper Cyanide		G	E	E	E	E	E	E		E	E	X	E	E	E	E		E	E
Copper Fluoride, 2%						E							E	E	E				
Copper Hydrate		G	E				E	C		C	G							E	
Copper Hydroxide		G	E				E	C		C	G					G			E
Copper Nitrate		E	E	E	E					E	E					E			
Copper Nitrate						E	E	E	E				E	E	E			E	E
Copper Sulfate	X	E	E	E	E	E	E	E		G	E	G	G	E	E	G		E	E
Copper Sulfide		E	E	E	E		E	E		C	E					E		E	E
Corn Oil		G	G	C	X		E	E		X	E	G	E	E		X	E	E	E
Cottonseed Oil	G	G	C	C	C	E	E	E		X	G	E	E	G	E	X		E	E
Creosote (Coal Tar)		X	X	X	X		E	E		X	G	X	C			X		E	E
Creosote (Wood)		C	X	G	X		E	E		X	E					X		E	

***Refer to the PVC and Thermoplastic Temperature/Pressure chart on page 445.

(Continued on the following page)

Hose and Chemical Table (Continued)

Refer to page 414 for names and general properties of Parker hose materials.

Key: E = Excellent • G = Good • C = Conditional • Blank = No Data • X = Not Recommended

Chemical Or Material Conveyed	CPE	CSM	Chlorobutyl	Chloroprene	EPDM	EVA***	FEP/PTFE	FKM	MXLPE	Natural	Nitrile	Nylon	PU***	PVC***	PVC/PU***	SBR	TPV***	UHMWPE	XLPE
Cresols		X	X	X	X	X	E	E		X	X	X	X	X		X	X	E	G
Cresote						X								X	X				
Cresylic Acid		X	X	X	X		E	G		X	X	X	X	X		X		E	G
Cresylic Acid, 50%						X							X	X	C				
Crotonaldehyde		X	E	X	E		E	X		X	X		X	E	C	C		E	E
Crude Oil, Sour						X							E	C	C				
Crude Oil, Sweet						X							E	C	C				
Cumene		X	X	X	X		E	E		X	X		X			X		E	E
Cupric Carbonate		E	E	E			E	E		C	E							E	E
Cupric Chloride		E	E	G	E		E	E	E	C	E					C		E	E
Cupric Hydroxide		G	E				E	C		C	G								
Cupric Nitrate		E	E	E	E		E	E	E	G	E					C		E	E
Cupric Sulfate		E	E	E	E		E	E		G	E	G	X			E		E	E
Cutting Oil		G	X	G	X		E	E		X	E		E			X			
Cyclohexane		X	X	X	X	C	E	E		X	G	E	G	X	X	X	X	E	E
Cyclohexanol		G	X	G	X	E	E	E		X	G	E	C	X	X	X	X	E	E
Cyclohexanone		X	X	X	C	E	E	X		X	X	E	X	X	X	X	X	E	X
Cyclopentane		X	X	E	X		E	E		X	G							E	E
Cyclopentanol		X	X				E	G		X	G					X		E	E
Cyclopentanone		X	X				E	X		X	X							E	E
Cyclopentyl Alcohol		X	X					G		X	G					X		E	E
P-Cymene	X	X	X	X	X		E	E		X	X		X			X		E	E
DDT In Deionized Kerosene		X	X	C	X		E	E	G	X	E	E	G			X		E	E
Decahydronaphthalene		X	X	X	X		E	E		X	X	E	X			X	X		
Decahydroxynapthalene	C																		
Decalin		X	X	X	X		E	E	X	X	X	G	X			X	X	X	E
Decane		X	X	X	X			A		X	G					X		E	E
1-Decanol		E	X	X	X		E	G		X	E		E			X		E	E
Decyl Alcohol		E	X	X			E	G		X	E							E	E
Decyl Aldehyde		X	C				E	X		X								E	E
Decyl Butyl Phthalate		X	E				E	C		X	X							E	E
Decyl Carbinol		E	E				E	G		E	E								
Developing Fluid, Photo		E	G	E	G		E	E		E	E	E				G		E	E
Dextrin						E							E	E	E				
Dextron		X	X	G	X			E		X	E		E	E		X			
Dextrose						E							E	E					
Diacetone Alcohol		X	E	X	E		E	X		X	X		X			X		E	C
Diacetylmethane	G	X	E	X	E		E	X		X	X		X			X	E		
Diallylphthalate	G																		
Diammonium Phosphate	E	E	E	E	E		E	E		E	E	E				E			
Diamyl Napthalene		X	E				E	C		X									E
Diamyl Phenol		X	X				E	E		X	X					X			E
Diamylamine		C	E		E		E	X		G	G		X			X			
Diamylene		X	X	X			E	E		X	C	G							E
Diazo Salts						E								E	E				
Dibenzyl Ether		X	G	X	C		E	X		X	X		G			X		E	E
Dibenzylsebacate		X	G	X	G		E	G	E	C	X					X		E	E
Dibromobenzene		X	X				E	E		X								G	E

***Refer to the PVC and Thermoplastic Temperature/Pressure chart on page 445.

(Continued on the following page)

Hose and Chemical Table (Continued)

Refer to page 414 for names and general properties of Parker hose materials.

Key: E = Excellent • G = Good • C = Conditional • Blank = No Data • X = Not Recommended

Chemical Or Material Conveyed	CPE	CSM	Chlorobutyl	Chloroprene	EPDM	EVA ***	FEP/PTFE	FKM	MXLPE	Natural	Nitrile	Nylon	PU***	PVC***	PVC/PU***	SBR	TPV***	UHMWPE	XLPE
Dibromomethane		X	X	X	C		E	G		X	X						X		
Dibutyl Ether		X	X	X	X		E	X		X	X		X			X		E	E
Dibutyl Phthalate		X	C	X	E		E	C		X	X	E	X			X		E	E
Dibutyl Sebacate		X	G	X	G		E	E		X	X		X			X		E	E
Dibutylamine		X	X	X	X		E	X		X	X		X			X		E	
Dicalcium Phosphate		E	E				E	E		E	E								E
Dichloro Difluoro Methane	C	E	X	G	C		E	G		X	C	G	E			E	X		
Dichloro Ethylene		X	C	X	X		E	G				C	C				X		
Dichloroacetic Acid		X	C				E	X		G			C					E	E
Dichlorobenzene						X								X	X				
Ortho-Dichlorobenzene		X	X	X	X		E	E		X	X	E	X			X	X		
P-Dichlorobenzene		X	X	X	X		E	E	G	X	X					X		X	X
Para-Dichlorobenzene		X	X	X	X		E	E		X	X		X			X			G
Ortho-Dichlorobenzol		X	X	X	X		E	E		X	X	E	X			X	X		X
Dichlorobutane		X	X	X	C		E	E		X	G		X			X		E	G
Dichloroethane	X	X	C	X	X		E	G		X	X	C	X			X	X		E
Dichloroethyl Ether		X	X				E			X	X					X			E
Dichloroethylene		X	X	X	X		E	E	X	X	X					X		C	C
Dichlorohexane		X	X				E	E		X								E	E
Dichloroisopropyl Ether		X	C	X	C			C		X	X					X		E	E
Dichloromethane		X	X	G	C		E	G		X	X	C				X	X	E	E
Dichloropentane		X	X	X			E	E		X	X		X			X		E	E
Dichloropropane		X	X	X			E	E		X	X							E	E
Dichloropropene							E	E										E	E
Dichlorotoluene	X																		
Diesel Oil	E	C	X	C	X		E	E		X	E	E	C	C	C	X	X	E	G
Diethanolamine		C	E		E		E			G		G				X		E	
Diethyl Benzene		X	X	X	X		E	E	G	X	X					X		E	E
Diethyl Ether		X	X	X	X	X	E	X		X	X	E	E	X	X	X	E	G	
Diethyl Ketone		X	G	X	E		E	X		X									G
Diethyl Oxalate		X	X	X	X		E			X	X							E	E
Diethyl Phthalate		X	E				E	C		X								E	E
Diethyl Sebacate		C	G	X	G		E	G		X	X		X			X	E		
Diethyl Sulfate		X	G	E	E		E	X		X	X		X			E			
Diethyl Triamine		C	E				E			G	G								
Diethylamine		X	G	G	G					G	C					G			
Diethylamine		C	G	G	G		E	X		G	C		C			G		E	C
Diethylbenzene		X	X	X	X		E	E		X	X		X			X		E	E
Diethylene Dioxide		X	G	X	G		E	X	E	X	X					X		E	E
Diethylene Glycol		E	E	E	E	G	E	E		E	E	E	X	G	G	E		E	E
Diethylene Oxide			X		E		E												
Diethylene Triamine		C	E		E		E			G			X			X	E	E	
Diglycolic Acid						E								E	E				
Dihydroxy Diethyl Ether		E	E	E	E		E	E	E	E	E					E		E	E
Dihydroxy Succinic Acid		E	G	C	G		E	E		E	G		E						
Diisobutyl Ketone		X	G	X	E		E	X		X	X		X			X		E	E
Diisobutylene		X	X	C	X		E	E		X	E		X			X		E	E
Diisodectyl Phthalate		X	E		E		E	C		X						X		E	E

***Refer to the PVC and Thermoplastic Temperature/Pressure chart on page 445.

(Continued on the following page)

Hose and Chemical Table (Continued)

Refer to page 414 for names and general properties of Parker hose materials.

Key: E = Excellent • G = Good • C = Conditional • Blank = No Data • X = Not Recommended

Chemical Or Material Conveyed	CPE	CSM	Chlorobutyl	Chloroprene	EPDM	EVA ***	FEP/PTFE	FKM	MXLPE	Natural	Nitrile	Nylon	PU***	PVC***	PVC/PU***	SBR	TPV***	UHMWPE	XLPE
Diisodecyl Phthalate		X	E	X	E		E	C		X	X			X				E	E
Diisooctyl Adipate		X	E	X	E		E	C		X	X					X		E	E
Diisooctyl Phthalate		X	E		G		E	C		X								E	E
Diisopropanolamine		C	E				E			G	G								
Diisopropyl Benzene		X	X	X	X		E	E	G	X	X					X		E	E
Diisopropyl Ether		C	X	X	X		E	X		X	G		G			X			E
Diisopropyl Ketone		X	E	X	E		E	X		X	X		X			X			E
Dilauryl Ether		C	D	X	X		E	C	G	X	C					X		E	E
Dimethyl Phenols (DMP)		X	X	X	X		E	X	E	X	X					X		C	C
Dimethyl Phthalate		X	G	X	G		E	G	E	X	X		X			X	G	E	E
Dimethyl Sulfate		X	G	X	X		E	X	X	X	X					X		E	X
Dimethyl Sulfide		X	C	X	X		E	C	E	X	X					X		G	G
Dimethylamine		X	G	X	X	X	E	X			X	E	X	X	X			E	X
Dimethylaniline	C	X	X	X	G		E	X			X		X			X		G	G
Dimethylbenzene	C	X	X	X	X		X	E			X	G	X			X	X	E	
Dimethylbutane	G																		
Dimethylcarbinol		E	E	E	G		E	E		E	G							E	
Dimethylformamide (DMF)		C	C	C	C		E	X	E	C	X					C		E	E
Dimethylketone	G	X	E	X	E		E	X			X	E	X			C	E	E	
Dinitrobenzene		X	C	C	C		E	E	G	X	X					X		E	E
Dinitrotoluene		X	X	X	X		E	G	E	X	X					X		E	E
Dioctyl Adipate (DOA)		X	E	X	G		E	C		X	X							E	
Dioctyl Phthalate (DOP)		X	G	X	G	G	E	G		X	X	E	X	X	X	X		E	E
Dioctyl Sebacate (DOS)		X	G	X	G		E	G	E	X	X					X		E	E
Dioxalanes		X	X	X	G		E	X	G	X	X		X			X		E	E
Dioxane		X	G	X	G		E	X		X	X	E	X			X		E	E
1,4 Dioxane		X	G	X	G		E	X		X	X	E	X			X	X		E
Dipentene		X	X	X	X		E	E		X	G		X			X			
Dipentylamine		C	E		E		E	X		G	G		X			X			
Diphenyl		X	X	X	X			A		X	X					X		E	E
Diphenyl Oxide		C	X	X	X			A		X	X					X		E	E
Di-P-Mentha-1,8-Diene		X	X	X	X		E	E		X	G		X			X			
Dipropyl Ketone		X	G	X	G		E	X	E	X	X					X		E	E
Dipropylamine		C	E				E			G	G								
Dipropylene Glycol		E	E				E	E		E	E								
Disodium Phosphate		E	E		E	E	E	E		E	E		E	E	E			E	E
Divinyl Benzene		X	X				E	E		X						X		E	E
Dodecyl Benzene		X	X	X	X		E	E	G	X	X					X		E	E
Dodecyl Toluene		X	X	X	X		E	E	G	X	X					X		E	E
Dowell Inhibitor	G																		
Dowfax 2A1 Solvent	E																		
Dowfax 2A1 TA	E																		
Dowfax 6A1 Solvent	G																		
Dowfax 6A1 Ta	E																		
Dowfume W 40, 100%		C	D	C	C			C		X	X					X		G	G
Dow-Per		X	X	X	X		E	E	G	X	C					X		E	E
Dowtherm A & E	X	X	X	X	X		E	E	E	X	X	X	X			X		E	E
Dowtherm S.R.I.		E	E	E	E		E	E	E	E	E					E		E	E

***Refer to the PVC and Thermoplastic Temperature/Pressure chart on page 445.

(Continued on the following page)

Hose and Chemical Table (Continued)

Refer to page 414 for names and general properties of Parker hose materials.

Key: E = Excellent • G = Good • C = Conditional • Blank = No Data • X = Not Recommended

Chemical Or Material Conveyed	CPE	CSM	Chlorobutyl	Chloroprene	EPDM	EVA ***	FEP/PTFE	FKM	MXLPE	Natural	Nitrile	Nylon	PU ***	PVC ***	PVC/PU ***	SBR	TPV ***	UHMWPE	XLPE
Dry Cleaning Fluids		X	X	X	X		E	E			C	E	X			X		G	X
Ducgkiriebaane			X																
Duro AW16, 31					X		E				E	E							
Duro FR-HD					X		E				E	E							
Epichlorohydrin		C	C	X	G		E	X	G	X	X					X		G	G
Ethanoic Acid	E	C	G	G	E		E	X		X	C	X	X			G	C	E	E
Ethanolamine		X	G	G	G		E	X		G	G	E	C			X		E	E
Ethanol (Ethyl Alcohol)	G	E	E	E	E		E	C		E	E	G	X			E	E	E	E
2 (2Aminoethylamino) Ethanol		G	E							G	G								
2 (2Ethoxyethoxy) Ethanol		X	G	X	G		E	X		X	X	E	X			X	X		
2-Ethoxyethanol		X	G	X	G		E	X		X	X		X			X	X		
Ethers	G	X	X	X	C	X	E	X		X	X	E	X	X	C	X		C	
Bis (2-Chloroethyl) Ether		X	X				E			X	X					X			
Ethyl Acetate	G	X	G	X	E	C	E	X		X	X	E	X	X	C	X	E	E	G
2-Ethoxyethyl Acetate	X	X	G	X	G		E	X		X	X	G	X			X	X		
2 (2Ethoxyethoxy) Ethyl Acetate	X	X	G	X	X		E	X		X	X		X			X	X		
Ethyl Acetoacetate		X	G	X	G		E	X		C	X					C		E	E
Ethyl Acetone		X	G	X	G		E	X		X	X					X			
Ethyl Acrylate		X	G	X	G		E	X		X	X		X	X	X	X		E	G
Ethyl Alcohol (Ethanol)	G	E	E	E	E		E	E		E	E	G	X			E	E	E	E
Ethyl Alcohol, 1%-50%						G								G	G				
Ethyl Alcohol, 50%-98%						C								C	C				
Ethyl Aldehyde	E	C	G	X	E		E	C		X	X	G	X			E	E	E	E
Ethyl Aluminum Dichloride		X	X				E	G		X	X								G
Ethyl Benzene		X	X	X	X		E	E		X	X		X			X		E	X
Ethyl Benzoate		C	G	C	G			C		X	G					X		E	E
Ethyl Bromide		X	X	X	X		E	E		C	G		X			X			X
Ethyl Butanol		E	E	E	E		E	G	E	E	E							E	E
Ethyl Butyl Acetate		G	E				E	X		X	X							E	E
Ethyl Butyl Ketone		X	G				E	X		X	X								E
2-Ethyl (Butyraldehyde)		X	G				E	X		X	X								E
Ethyl Cellulose		G	G	G	G		E	X		G	G	C	G			G		E	E
Ethyl Chloride	X	C	E	X	E	X	E	E		C	E	E	C	X	X	G	X	G	C
Ethyl Dichloride		X	X	X	X		E	G	G	X	X		X			X		G	G
Ethyl Diisobutylthio-Carbamate										E						E		E	
Ethyl Ether	G	X	X	X	X	X	E	X		X	X	G	C	X	X	X		C	C
Ethyl Formate		G	G	G	G		E	E		X	X					X		E	E
Ethyl Hexanol		E	E	E	E		E	G	E	X	E					E		E	E
2-Ethyl-1-Hexanol		E	G	E	E		E	E		G	E		X			E	E		E
2-Ethylhexanoic Acid		G	C				E			C	C								
2-Ethylhexyl Acetate		G	E				E	X		X	X								
Ethyl Iodide		X	C	X	C		E	G		X	X							G	E
Ethyl Methyl Ketone		X	G	X	G		E	X	E	C	X					X		E	E
Ethyl Oxalate		X	X	X	C		E	E		C	X		E			X		E	E

***Refer to the PVC and Thermoplastic Temperature/Pressure chart on page 445.

(Continued on the following page)

Hose and Chemical Table (Continued)

Refer to page 414 for names and general properties of Parker hose materials.

Key: E = Excellent • G = Good • C = Conditional • Blank = No Data • X = Not Recommended

Chemical Or Material Conveyed	CPE	CSM	Chlorobutyl	Chloroprene	EPDM	EVA***	FEP/PTFE	FKM	MXLPE	Natural	Nitrile	Nylon	PU***	PVC***	PVC/PU***	SBR	TPV***	UHMWPE	XLPE
Ethyl Phthalate		X	E				E			X	X							E	E
Ethyl Propyl Ether		X	X	X	X			C	E	X	X					X		E	E
Ethyl Propyl Ketone		X	G	X	G		E	X	G	X	X					X		E	E
Ethyl Silicate		G	E	E	E		E	E		G	E		X			G		E	E
Ethyl Sulfate		X	G	D	G		E	X	E	X	X					X		E	E
Ethylamine		C	G	X	E		E	X		C	X	E	X			C		E	E
Ethylene		C	X	G	X			E		X	E					X		E	E
Ethylene Bromide		X	X	X	X	X	E	E	G	X	X		X	E	X	X		G	G
Ethylene Chloride	X	C	C	X	X	X	E	G	G	X	X	G	X	X	X	X	X	C	X
Ethylene Chlorohydrin		C	G	G	G		E	E		C	X	E						E	E
Ethylene Diamine		G	E	E	E		E	X		G	G	E	X			G		E	E
Ethylene Dibromide		X	X	X	C		E	G		X	X		X			X		G	G
Ethylene G Monobutyl Ether		C	E	C	E		E	X		X	C		X			X			E
Ethylene G Monoethyl Acetate		X	E	X	E		E	E		C	C		X						
Ethylene G Monohexyl Ether																			E
Ethylene G Monomethyl Ether		G	E	E	G		E	X		X	C								E
Ethylene Glycol	G	E	E	E	E	E	E	E		E	E	E	G	E	E	E	E	E	E
Ethylene Oxide	X	X	X	X	C	X	E	X		X	X	E	X	X	X	X	E	E	G
Ethylene Trichloride		X	X	X	X		E	E	G	X	C					X		G	G
Fatty Acids		C	X	G	X	C	E	E		X	E	E	C	E	E	X	X	E	E
Ferric Bromide		E	E				E	E		E	E							E	
Ferric Chloride	X	E	E	E	E	E	E	E		E	E	X	E	E	E	E		E	E
Ferric Nitrate		E	E	E	E	E	E	E		E	E	E	E	E	E	E		E	E
Ferric Sulfate	X	E	E	E	E	E				E	E		E	E	E	E			
Ferrous Acetate		E	E				E	X		X	X								E
Ferrous Ammonium Sulfate		E	E	E	E			A		E	E					E		E	E
Ferrous Chloride		G	G	G	E	E	E	E		E	E	E	G	E	E			E	E
Ferrous Hydroxide		G	E	E	E		E	C	E	G	G					C		E	E
Ferrous Sulfate		E	E	E	E	E	E	E		E	E	G	E	E	E	E		E	E
Fish Oil		E	E	E	X		E	E		X	E					X		E	E
Fish Solubles						E							E	E	E				
Fluoboric Acid		E	G	E	E		E	E		E	E		X			E		C	C
Fluorine		X	X	X	E		G	E		X	X	X	X					C	X
Fluorine Gas, Dry						X							X	X	X				
Fluorine Gas, Wet						X							X	X	X				
Fluoroboric Acid						E							E	E	E				
Fluorosilic Acid		E	E	E	E	G	E	C	E	E	E		X	E	E	G	C	C	G
Formic Acid						E							X	E	E				
Formaldehyde	G	G	E	G	E		E	E			C	G	X			C	E	E	E
Formaldehyde (40% AQ)						E								X	G				
Formalin	G	G	E	G	E		E	E			C	G	X			C	E	E	E
Formamide		E	E	E	E		E	X	E	E	E					E		E	E
Formic Acid	X	E	E	E	E	E	E	X		C	C	X	X			E	E	E	E
Freon 11		E	X	G	X			E		G	E					X		E	E
Freon 12	C	E	C	E	C	G	E	G		C	E	E	E	C	G	E	X		E
Freon 13		E	E	E	E			E		E	E					E		E	E
Freon 21		X	X	G	X			X		X	X					X		E	E
Freon 22	C	E	X	E	E		E	C		C	X	G	X			E	X		

***Refer to the PVC and Thermoplastic Temperature/Pressure chart on page 445.

(Continued on the following page)



Hose and Chemical Table (Continued)

Refer to page 414 for names and general properties of Parker hose materials.

Key: E = Excellent • G = Good • C = Conditional • Blank = No Data • X = Not Recommended

Chemical Or Material Conveyed	CPE	CSM	Chlorobutyl	Chloroprene	EPDM	EVA ***	FEP/PTFE	FKM	MXLPE	Natural	Nitrile	Nylon	PU ***	PVC ***	PVC/PU ***	SBR	TPV ***	UHMWPE	XLPE
Freon 31		G	E	E	E			X		G	X					G		E	E
Freon 32		E	E	E	E			C		E	E					E		E	E
Freon 112		G	X	G	X			E		X	G					X		E	E
Freon 113		E	X	E	X		E	G		X	E	E	G			G	X	E	E
Freon 114		E	E	E	E			G		E	E					E		E	E
Freon 114B2		E	X	E	X			G		X	G					C		E	E
Freon 115		E	E	E	E			G		E	E					E		E	E
Freon 13B1		E	E	E	E			E		E	E					E		E	E
Freon 142B		E	E	E	E			X		E	E					E		E	E
Freon 152A		C	E	E	E			X		E	E					E		E	E
Freon 218		E	E	E	E			E		E	E					E		E	E
Freon 502			E	E	E			G		E	G	E				E			
Freon BF		G	X	G	X			E		X	G					X		E	E
Freon C316		E	E	E	E			E		E	E					E		E	E
Freon C318		E	E	E	E			E		E	E					E		E	E
Freon MF		B	X	C	X			E		X	E					G		E	E
Freon TA		E	E	E	E			C		E	E					E		E	E
Freon TC		E	E	E	G			E		X	E					G		E	E
Freon TF		E	E	E	E			E		C	E					G		E	E
Freon TMC		G	G	G	G			E		G	G					C		E	E
Freon T-P35		E	E	E	E			E		E	E					E		E	E
Freon T-WD 602		G	E	G	G			E		C	E					G		E	E
Fructose						E							E	E					
Fruit Juices & Pulps						E							E	E					
Fuel Oil	E	C	X	G	X	X	E	E	E	X	E	G	C	G	G	X		E	E
Fumaric Acid		G	X	G	X			E	E		E					E		E	E
Furaldehyde	E	C	E	C	G		E	X		X	X	C	X			X	E		
Furan		X	X	X	X		E	C		X	X		X			X			
Furfural	E	C	E	C	G	X	E	X		X	X	E	X	X	X	X	E	E	E
Furfuryl Alcohol		X	G	X	G	X	E	C		X	X	G	X			X	E	E	C
Gallic Acid		G	G	G	G	E	E	E		E	G	G	X	E	E	G		E	C
Gallotannic Acid		E	G	E	E		E	E		E	E	E	E					E	E
Gas, 100 Octane		X	X	C	X					X	E					X			
Gas, Coal				E	E			E			X	E							
Gas, Coke Oven													G	G	G				
Gas, Natural, Dry						X							C	C	C				
Gas, Natural, Wet						X							C	C	C				
Gasoline	E	X	X	X	X	X	E	G	G	X	E	G	C	X	X	X		G	G
Gasoline, 100 Octane							E	E				G	C				X	C	
Gasoline, Sour						X							E	C	G				
Gelatin		E	E	E	E		E	E	E	E	E		E	E	E	E		E	E
Gelatine						E													
Glacial Acrylic Acid																			E
Gluconic Acid		G	C				E			X	C							E	
Glucose		E	E	G	E	E	E	E		E	E	E	C	E	E	E		E	E
Glue		E	G	E	E		E	C	E	G	E					G		E	E
Glycerine	E	E	E	E	E	E	E	E		E	E	E	C	E	E	E	X	E	E
Glycerol	E	E	E	E	E		E	E		E	E	E	C			E	X	E	E

***Refer to the PVC and Thermoplastic Temperature/Pressure chart on page 445.

(Continued on the following page)

Hose and Chemical Table (Continued)

Refer to page 414 for names and general properties of Parker hose materials.

Key: E = Excellent • G = Good • C = Conditional • Blank = No Data • X = Not Recommended

Chemical Or Material Conveyed	CPE	CSM	Chlorobutyl	Chloroprene	EPDM	EVA***	FEP/PTFE	FKM	MXLPE	Natural	Nitrile	Nylon	PU***	PVC***	PVC/PU***	SBR	TPV***	UHMWPE	XLPE
Glycogenic Acid		G	C				E			X	C								
Glycolic Acid, 30%						E							X	E	E				
Glycols		E	E	E	E	E	E	E	E	E	E	E	X	E	E	E	G	E	E
Glyconic Acid		G	C				E			X	C							E	
Glycyl Alcohol	E	E	E	E	E		E	E		E	E	G	C	E	E	E	X		
Grease													E	E	E				
Grease, Petroleum Base	E	X	X	C	X		E	E		X	E	E	E			X	X	E	G
Green Liquor						E								E	E				
Green Sulfate Liquor		G	E	G	E		E	E		G	G	X	E			G		E	E
Halon 1211				E						E	E								
Halowax Oil		X	X	X	X		E	E	E	X	X					X		E	E
Helium		E	E	E	E		E	E		E	E	E	E			E			
1-Hendaconal	E																		
Heptachlor In Petroleum Solvents		X	X	G	X		E	E	G	X	G					X		E	E
Heptachlor In Petroleum Solvents, Water Spray		X	X	G	X			E		X	G					X		E	E
Heptaldehyde		X	X				E	X		X	E								
Heptanal		X	X				E	X		X	E							E	E
Heptane	E	G	X	G	X	X	E	E		X	E	E	G	C	G	X		E	G
Heptane Carboxylic Acid		G	C				E			X	C								
Heptanoic Acid	E																		
Heptanone	C																		
Hexadecanoic Acid	G	C	G	G	G		E	E		E	E	C	E			G	E		
Hexadecanol						X													
Hexaldehyde		C	G	E	E		E	X		X	X		G			X		E	E
Hexane		E	X	E	X		E	E		X	E	E	G	C	C	X	E	E	G
Hexanol		G	C	G	G		E	E		E	G	E	X			E		E	E
Hexanol, Tertiary						C							G	C	C				
Hexene		G	X	G	X		E	E		X	G		G	C	C	X			E
Hexyl Alcohol		G	C	G	G		E	G		E	G	E	X			E		E	E
Hexyl Methyl Ketone		X	G				E	X		X	X								E
Hexylamine		C	G				E	X		C	C								
Hexylene		X	X	G	C		E	E		X	E					X		G	G
Hexylene Glycol		E	E	E	C		E	E		E	E								
Histowax	E																		
Hydraulic Fluid, Petroleum	E	G	X	G	X		E	E	E	X	E	E				X	X	E	E
Hydraulic Fluid, Phosphate Ester Base		X	E	X	E		E	X	E	X	X					X		E	E
Hydraulic Fluid, Poly Alkylene Glycol Base		E	E	E	E			E		G	E					G		E	E
Hydrazine		G	E	G	E		E	E		X	G	X				G			E
Hydrobromic Acid	X	E	E	X	E		E	E		E	X	X	X			X		E	E
Hydrobromic Acid, 20%						G							X	E	E				
Hydrochloric Acid	X	C	E	C	C		E	C	E	C	C	X	C			X	E	E	E
Hydrochloric Acid, 10%						E							X	E	E				
Hydrochloric Acid, 48%						G							X	E	E				
Hydrocyanic Acid	X	E	G	G	E		E	E		G	G	G	X			G	E	E	E

***Refer to the PVC and Thermoplastic Temperature/Pressure chart on page 445.

(Continued on the following page)

Hose and Chemical Table (Continued)

Refer to page 414 for names and general properties of Parker hose materials.

Key: E = Excellent • G = Good • C = Conditional • Blank = No Data • X = Not Recommended

Chemical Or Material Conveyed	CPE	CSM	Chlorobutyl	Chloroprene	EPDM	EVA***	FEP/PTFE	FKM	MXLPE	Natural	Nitrile	Nylon	PU***	PVC***	PVC/PU***	SBR	TPV***	UHMWPE	XLPE
Hydrofluoric Acid	X	E	G	C	C		E	G		C	C	X	X			C	X	E	E
Hydrofluoric Acid, 60%						E							X	G	G				
Hydrofluosilicic Acid	X	E	E	G	E		E	E		E	G	X	C	G	G	G		G	E
Hydrogen						C							C	C	C				
Hydrogen Bromide, Dry						E													
Hydrogen Chloride, Anhydrous	E											X						E	E
Hydrogen Chloride, Dry						E													
Hydrogen Cyanide						C							X	C	C				
Hydrogen Dioxide, 10%		G	C	X	G		E	E		G	C	X						E	E
Hydrogen Gas	C	E	E	E	E		E	E		G	E	E	E			G		E	E
Hydrogen Peroxide, 3%		C	C	C	E		E	E	E	X	C					X		E	E
Hydrogen Peroxide, 10%		E	G	X	G	G	E	E		G	C	C	G	E	E	C		G	G
Hydrogen Peroxide, 30%	X	X	X	X	C	G	E	E	E	X	X	X	C	E	E	X		E	E
Hydrogen Peroxide, 50%						X							C	E	E				
Hydrogen Peroxide, 90%	X	X	X	X	C	X	E	G		X	X	X	C	X	X	X		G	G
Hydrogen Phosphide						E								E	E				
Hydrogen Sulfide (AQ)						E								E	E				
Hydrogen Sulfide, Dry						E								E	E				
Hydrogen Sulfide, Wet	X	E	E	E	E		E	C		X	C	C	C	E	E	X		E	E
Hydroquinone		C	G	X	G	E	E	X	E	G	X		E	E	E	G		E	E
Hydroxy Benzene		C	G	X	C		E	E		X	X		C						
2-Chloro-1-Hydroxy-Benzene	C																		
Hydroxyisobutyronitrile	E																		
Hydroxytoluene	E																		
Hypochlorous Acid		E	G	G	G	C		E		G	X		C	E	E	G		E	E
Hyvar XI					E														
Iminodi-2-Propanol	E																		
Iminodiethanol	E																		
Ink Oil, Linseed Oil Base		G	G	G	G		E	E	G	X	G					X		E	E
Inks						E													
Insulating Oil		X	X	G	X		E	E	E	X	E					X		E	E
Iodine		G	G	X	G		E	E		X	G	X	X			G		E	X
Iodine in Alcohol						X							X	X	X				
Iodine Pentafluoride		X	X	X	X		E	X		X	X		X			X		C	C
Iodoform				X	X					X	E					X			
IRM-902	E	X	X	G	X		E	E		X	E	E	G			X	X	E	E
IRM-903		G	X	C	X		E	E		X	E	E	E			X	X	E	E
Iron Acetate		X	E	X	G		E	X	E	X	X					X		E	E
Iron Hydroxide		G	E	E	G		E	C	E	C	G					C		E	E
Iron Salts		E	E	E	E		E	E	E	E	E					E		E	E
Iron Sulfate		E	E	E	E		E	E	E	E	E					E		E	E
Iron Sulfide		E	E	E	E		E	E	E	E	E					E		E	E
Isobutane	G	E	E	E	E		E	G		E	G					E		E	E
Isobutyl Acetate		X	E	X	G		E	X	G	X	X					X		E	E
Isobutyl Aldehyde		X	G	X	G		E	X		C	X					X		E	E
Isobutyl Chloride		X	X	X	X		E	G	G	X	X					X		G	G
Isobutyl Ether		X	X	X	X		E	X		X	X					X		E	E
Isobutylamine		C	E				E	X		C	X								

***Refer to the PVC and Thermoplastic Temperature/Pressure chart on page 445.

(Continued on the following page)

Hose and Chemical Table (Continued)

Refer to page 414 for names and general properties of Parker hose materials.

Key: E = Excellent • G = Good • C = Conditional • Blank = No Data • X = Not Recommended

Chemical Or Material Conveyed	CPE	CSM	Chlorobutyl	Chloroprene	EPDM	EVA***	FEP/PTFE	FKM	MXLPE	Natural	Nitrile	Nylon	PU***	PVC***	PVC/PU***	SBR	TPV***	UHMWPE	XLPE
Isobutylbromide		X	X				E	G		X	X								
Isobutylcarbinol		E	E	E	E		E	E		E	E		C						
Isobutylene		X	X	X	X		E	E	G	X	E					X		E	E
Isocyanates											G	G						E	E
Isomyl Acetate		X	E	X	G		E	X	G	X	X					X		E	E
Isomyl Alcohol		E	E	E	E		E	E	E	E	E					E		G	E
Isomyl Bromide		X	X	X	X		E	G		X	X					X		G	G
Isomyl Butyrate		X	C	X	C		E	X	G	X	X					X		G	G
Isomyl Chloride		X	C	X	X		E	G	G	X	X					X		G	G
Isomyl Ether		X	X	X	X		E	X		X	X					X		E	E
Isomyl Phthalate		X	E	X	G		E	C		X	X					X		E	E
Isooctane	E	G	X	G	X		E	E		X	E	E	G	C	C	X	X	E	E
Isopentane		X	X	E	X		E	E	G	X	E					X		G	G
Isopropyl Acetate		X	G	X	G		E	X		X	X	G	X	X		X		E	E
Isopropyl Alcohol (Isopropanol)		E	E	G	E	E	E	E		E	E	E	X	E	E	E		E	E
Isopropyl Amine		C	E	E	G		E	X	G	G	G					C		E	E
Isopropyl Benzene		X	X	X	X		E	E	G	X	X					X		E	E
Isopropyl Chloride		X	X	X	X		E	G		X	X					X		G	G
Isopropyl Ether		C	X	X	X		E	X		X	G	E	G			X		E	E
Isopropyl Toluene		X	X	X	X		E	E		X	X					X		E	E
Jelly														E					
Jet Fuels (JP1-JP6)		X	X	X	X		E	E		X	E	C	C	X	X	X	X	E	E
JP-4 Oil		X	X	X	X		E	E		X	E	C	C			X	X		
Kerosene	G	X	X	C	X	X	E	E		X	E	E	G	X	C	X	X	E	E
Ketones	G	C	G	X	E	C	E	X		C	X	E	X	X	E	G	X	C	X
Kraft Liquor						G								E	E				
Lacquer Solvents	C	X	X	X	X	C	E	X		X	X	E	X	X	X	X		G	G
Lacquers		X	C	X	X		E	X	E	X	X					X		G	G
Lactic Acid, 28%						E							C	E	E				
Lactic Acid, Cold	X	E	E	E	E		E	E		E	E	E	G			E		E	E
Lactic Acid, Hot		C		X	X		E	E		X	X	X				X			
Lard		G	C	G	G	G	E	E		X	E	E	C	E	E	X	E	E	E
Lauric Acid													C	E	E				
Lauryl Alcohol		E	E	E	E		E	G	E	E	E					E		E	E
Lauryl Chloride						C							E	E	E				
Lauryl Sulfate						X							E	E	E				
Lavender Oil		X	X	X	X		E	E		X	G		X			X		G	G
Lead Acetate		C	E	G	E	E	E	E		E	G	G	C	E	E	X		E	E
Lead Arsenate						E								E	E				
Lead Nitrate		C	E	E	E	E	E	E		E	E			E	E	E		E	
Lead Sulfamate		G	E	E	E			E		G	G					G		E	E
Lead Sulfate		E	E	G	E		E	E		E	E	G						E	E
Lead Tetra-ethyl						E								E	E				
Lemon Juice														E	E				
Ligroin		X	X	E	X		E	E	G	X	E					X		E	E
Lime		E	E	E	E		E	E		E	E	E	G						E
Lime Bleach		G	E	G	E		E	E		E	E	G				E			
Lime Sulfur						G								E	E				

***Refer to the PVC and Thermoplastic Temperature/Pressure chart on page 445.

(Continued on the following page)

Hose and Chemical Table (Continued)

Refer to page 414 for names and general properties of Parker hose materials.

Key: E = Excellent • G = Good • C = Conditional • Blank = No Data • X = Not Recommended

Chemical Or Material Conveyed	CPE	CSM	Chlorobutyl	Chloroprene	EPDM	EVA ***	FEP/PTFE	FKM	MXLPE	Natural	Nitrile	Nylon	PU ***	PVC ***	PVC/PU ***	SBR	TPV ***	UHMWPE	XLPE
Lime Sulfur, Wet		G	E	E	C		E	E		C	E	G						E	E
Lime Water		E	E	E	E			E		X	C					X		E	E
Limonene		X	X	X	X		E	E		X	X							E	E
Lindol		G	E	X	E			E		X	X					X		E	E
Linoleic Acid		X	X	C	X		E	G		X	G		C	E	E	X		E	E
Linseed Oil	G	G	G	E	C	C	E	E		X	E	E	G	E	E	X		E	C
Liquid Soap		E	E	E	E		E	E	E	E	E					E		E	E
Liquors, Chemical						E								E	E				
Lubricating Oils, SAE	G	X	X	C	X	X	E	E		X	E	E	E	G	G	X	X	E	X
Lye		E	E	E	E			X		E	G					G		E	E
Lye Solutions	C	E	E	E	E		E	G		E	C	G	G			G	C	E	E
Magnesium Acetate		E	E	X	E		E	X		X	X		X			X		E	E
Magnesium Carbonate		E	E	E	E	E	E	E	E	E	E		E	E	E	E		E	E
Magnesium Chloride	G	E	E	E	E	E	E	E		E	E	E	E	E	E	E		E	E
Magnesium Hydrate		E	E	G	E		E	G		E	G		E	E				E	
Magnesium Hydroxide	G	E	E	E	E	E	E	E		E	E	E	C	E	E	G		E	E
Magnesium Nitrate		E	E	E	E	E	E	E	E	E	E		E	E	E	E		E	E
Magnesium Sulfate	G	E	E	E	E	E	E	E		G	E	E	C	E	E	G		E	E
Magnesium Sulfite		E	E	E	E			E		G	E					G			
Malathion 50 In Aromatic Solvents		X	X	C	X		E	E	E	X	C					X		E	E
Maleic Acid		X	X	X	E		E	E		X	C	X	C	E	E	X		E	C
Maleic Acid (25% AQ)						E							C	E	E				
Maleic Anhydride		X	X	X	X		E	E		X	X					X			E
Malic Acid		G	X	G	X	G	E	E		E	E	X	C	E	E	G		E	E
Manganese Sulfate		E	G	E	E		E	E		G	E		E					E	E
Manganese Sulfide		E	E	G	G		E	E	E	C	E					E		E	E
Manganese Sulfite		E	E	G	G		E	E	E	C	E					E		E	E
MAPP				E	G						E					G			
Mayonnaise														E					
Mercuric Chloride		E	E	C	E	G	E	E	E	G	G		G	G	G	G		E	E
Mercuric Cyanide						G								X	X				
Mercurous Nitrate						G							G	G	G				
Mercury	G	E	E	E	E	G	E	E		E	E	E	E	G	G	E		E	E
Mercury Vapors		E	E	C	E		E	E		C	E					E			
Mesityl Oxide		X	C	X	G		E	X		X	X		X			X		E	E
Methacrylic Acid		C	G	G	G			X		X	X					X		E	E
Methallyl Alcohol		E	E				E	G		E	E	X						E	E
Methallyl Chloride	C											E						G	X
Methane		G	X	G	X		E	E		X	E					X		E	E
Methanoic Acid	X	E	E	E	E		E	X		C	C	X	X			E	E		
Methanol (Methyl Alcohol)	G	E	E	E	E		E	C		E	E	G	X			E	E	E	C
Methoxy Ethanol	E																		
Methoxyethoxy Ethanol																			
Methyl Acetate		C	G	C	G	X	E	X		X	X	E	X	X	X	X		E	E
Methyl Acetoacetate		X	G	X	G		E	X		X	X		X						E
Methyl Acetone		X	G	X	E		E	X		C	X							E	
Methyl Acetylene				E	G						E					G			
Propadiene																			
Methyl Acrylate		X	G	C	G		E	X	E	C	X					X		E	E

***Refer to the PVC and Thermoplastic Temperature/Pressure chart on page 445.

(Continued on the following page)

Hose and Chemical Table (Continued)

Refer to page 414 for names and general properties of Parker hose materials.

Key: E = Excellent • G = Good • C = Conditional • Blank = No Data • X = Not Recommended

Chemical Or Material Conveyed	CPE	CSM	Chlorobutyl	Chloroprene	EPDM	EVA***	FEP/PTFE	FKM	MXLPE	Natural	Nitrile	Nylon	PU***	PVC***	PVC/PU***	SBR	TPV***	UHMWPE	XLPE
Methyl Allyl Alcohol		E	E				E	G		E	E								
Methyl Allyl Chloride	C	X	X					X		X						X			G
Methyl Amyl Carbinol		E	E				E	G		E									E
Methyl Benzene	C	X	X	X	X		E	E		X	X	E	X			X	X	E	X
Methyl Bromide		X	C	X	C	X	E	E		X	G	E	X	X	X	X	X	G	X
Methyl Butane		X	X	X	X		E	E			E		G						
1-Bromo-3 Methyl Butane		X	X	X	X		E	G		X	X								
1-Chloro-3-Methyl Butane		X	C	X	X		E	E		X	X	E							
Methyl Butanol	E	E	E	E	E		E	E		E	E	E	X			G	E	G	E
Methyl-2-Butanol	E	E	E					F		E						E			E
Methyl-2-Butanone	X	X	G	X	C		E	X		X	X	E	X			X			E
Methyl Butyl Ketone		X	E	X	E		E	X		X	X	E	X			X		E	
Methyl Carbitol		E	E				E			X	C								E
Methyl Cellosolve		C	G	G	G		E	X		X	C	E	X			X		E	E
Methyl Chloride	C	X	X	X	X	X	E	E		X	X	C	X	X	X	X	X	E	X
Methyl Cyanide		G	E	E	E		E	X		G	C	E							
Methyl Cyclohexane		X	X	X	X		E	G		X	X					X		G	G
Methyl Ethyl Ketone (MEK)	G	X	E	X	E	C	E	X		X	X	G	X	X	X	X	C	C	X
Methyl Formate		C	G	G	G		E	C	E	C	X					C		G	G
Methyl Hexanol		E	E				E	G		E	E							E	E
Methyl-2-Hexanone	C	X	G					X		X						X			E
Methyl Isoamyl Ketone	C					C								X	X				
Methyl-4-Isopropyl Benzene	C																		
Methyl Methacrylate		X	C	X	X		E	X		X	X	C	X			X	C	G	G
Methyl Normal Amyl Ketone		X	G				E	X		X	X								E
Methyl-2-Pentanol		E	E	E	E		E	C		G	G								
Methyl-2-Pentanone	X	X	C	X	G		E	X		X	X	G	X			X	X		
Methyl-3-Penten-1-One	C																		
Methyl 1-2,4-Pentanediol	E																		
Methyl-1-Propanol		E	E	E	E		E	E		E	G		X			E			
1-Bromo-2 Methyl Propane		X	X	X			E	G		X	X								
1-Chloro-2-Methyl Propane		X	X				E	G		X	X								
3-Chloro-2-Methyl Propane	G																		
Methyl-2-Propen-1-Ol		E	E	E	E		E	C		G	G								
Methyl Propyl Ether		G	X				E			X	X								E
Methyl Salicylate			G	X	C		E	G		X	X								
Methyl Styrene	C																		
Methyl Sulfate													E	E	E				
Methyl Sulfide		X	C				E			X	X								
Methyl Sulfuric Acid						E							X	E	E				
Methyl Tertiary Butyl Ether (MTBE)	X		G	X			G	X			X					X		G	
Methylallyl Acetate		G	E				E	X		X	X								E
Methylamyl Alcohol		E	E	E	E		E	C		G	G								E
Methylated Spirit						E													
Methylene Bromide		X	X	X	X		E	C		X	X							G	
Methylene Chloride		X	X	X	C	X	E	G		X	X	C	X	X	C	X	X	E	C
Methylethyl Ketone	G	X	E	X	E		E	X		X	X	G	X			X	C	E	E
Methylhexyl Ketone		X	G				E	X		X	X								E

***Refer to the PVC and Thermoplastic Temperature/Pressure chart on page 445.

(Continued on the following page)

Hose and Chemical Table (Continued)

Refer to page 414 for names and general properties of Parker hose materials.

Key: E = Excellent • G = Good • C = Conditional • Blank = No Data • X = Not Recommended

Chemical Or Material Conveyed	CPE	CSM	Chlorobutyl	Chloroprene	EPDM	EVA ***	FEP/PTFE	FKM	MXLPE	Natural	Nitrile	Nylon	PU***	PVC***	PVC/PU***	SBR	TPV***	UHMWPE	XLPE
Methylisobutyl Carbinol		E	E	E	E		E	C		G	G								C
Methylisobutyl Ketone	X	X	C	X	G		E	X		X	X	G	X			X	X	E	E
Methylisopropyl Ketone	X	X	G	X	C		E	X		X	X	E	X			X			E
Methylacetonitrile		C	E	G			E	X		C	X		X				E		
Methylphenol		C	X	X	X		E	E		X	X		X						
Methylpropyl Carbinol		E	E				E	G		E	E								
Methylpropyl Ketone		X	G	X	G		E	X		X	X					X			E
Mil-A-6091		E	E	E	E			E		E	G		X			E			
Mil-E-9500		E	E	E	E			E		E	E		X			E			
Mil-F-16884		C	X	C	X			E		X	E		C			X			
Mil-F-17111		X	X	G	X			E		X	E		C			X			
Mil-F-25558B		G	X	G	X			E		X	E		G			X			
Mil-F-25576C		C	X	C	X			E		X	E		C			X			
Mil-F-7024A		X	X	X	X			E		X	E		G			X			
Mil-G-10924B		G	X	X	X			E		X	E		G			X			
Mil-G-25013D		G	X	G	X			E		X	E		C			X			
Mil-G-25537A		G	X	G	X			E		X	E		G			X			
Mil-G-4343B		G	C	G	C			E		C	G		E			C			
Mil-G-5572		X	X	X	X			E		X	E		G			X			
Mil-G-7711A		X	X	X	X			E		X	E		E			X			
Mil-H-13910B		G	G	G	E			E		G	G		X			E			
Mil-H-19457B		X	E	X	E			C		X	X		X			X			
Mil-H-22251		G	E	G	E			E			G					G			
Mil-H-27601A		C	X	G	X			E		X	G		C			X			
Mil-H-5606B		G	X	G	C			E		X	E		G			X			
Mil-H-6083C		G	X	G	X			E		C	E		G			X			
Mil-H-8446B		C	X	G	X			E		X	G		C			X			
Mil-J-5161F		X	X	X	X			E		X	G		C			X			
Mil-J-5624G (JP-3, JP-4, JP-5)		X	X	X	X			E		X	E		C			X			
Mil-L-15016		G	X	G	X			E		X	E		E			X			
Mil-L-17331D		G	X	G	X			E		X	E		E			X			
Mil-L-2104B		C	X	G	X			E		X	E		E			X			
Mil-L-21260		G	X	G	X			E		X	E		E			X			
Mil-L-23699A		C	X	C	X			E		X	G		C			X			
Mil-L-25681C		G	E	G	E			E		G	G		C			G			
Mil-L-3150A		G	X	G	X			E		X	E		G			X			
Mil-L-3545B		C	X	G	X			E		C	G		C			X			
Mil-L-4339C		X	X	X	X					X	E					X			
Mil-L-6082C		G	X	G	X			E		X	E		E			X			
Mil-L-6085A		X	X	X	X			E		X	G		C			X			
Mil-L-7870A		X	X	G	X			E		X	E		X			X			
Mil-L-9000F		C	X	G	X			E		X	E		C			X			
Mil-L-9236B		X	X	X	X			E		X	G		X			X			
Mil-O-5606								E			E								
Mil-O-7808		X	X	X	X		E	E		X	G		X			X			
Mil-P-27402		G	E	G	E						G					G			
Mil-S-3136B Type 1 Fuel		G	X	G	X			E		X	E		G			X			
Mil-S-3136B Type 2 Fuel		X	X	X	X			E		X	C		G			X			

***Refer to the PVC and Thermoplastic Temperature/Pressure chart on page 445.

(Continued on the following page)

Hose and Chemical Table (Continued)

Refer to page 414 for names and general properties of Parker hose materials.

Key: E = Excellent • G = Good • C = Conditional • Blank = No Data • X = Not Recommended

Chemical Or Material Conveyed	CPE	CSM	Chlorobutyl	Chloroprene	EPDM	EVA***	FEP/PTFE	FKM	MXLPE	Natural	Nitrile	Nylon	PU***	PVC***	PVC/PU***	SBR	TPV***	UHMWPE	XLPE
Mil-S-3136B Type 3 Fuel		X	X	X	X			E		X	C		G			X			
Mil-S-3136B Type 4 Oil, low swell		E	X	E	X			E		X	E		E			X			
Mil-S-3136B Type 5 Oil, med swell		G	X	G	X			E		X	E		G			X			
Mil-S-3136B Type 6 Oil, high swell		X	X	X	X			E		X	E		G			X			
Mil-S-81087		E	E	E	E			E		E	E		E			E			
Milk						G								E					
Mineral Oil	G	E	X	E	X	C	E	E		X	E	E	E	G	E	X	X	E	E
Mineral Spirits		G	X	X	X		E	E		X	E	E	G			X		E	E
Mobile HFA					X		E				E	E							
Molasses						E							E	E	E				
Molten Sulfur		E	G	E	E		E	E		G	G		G					X	X
Monobutyl Ether		X	X	C	X		E	X		X	C		X			X			E
Mono-Chloroacetic Acid	X	X	G	E	C		E	G		C	X	X	X			X	X		E
Monochlorobenzene		X	X	X	X		E	E		X	X	G	X	X	X	X	X	G	X
Monochlorodifluoromethane	C	E	X	E	E		E	X		C	X	C				E	X		C
Monoethanol Amine		C	G	G	G		E	X		G	G	E	X			G		E	E
Monoethyl Amine		C	G	X	E		E	X		C	X	G	X			C			C
Monomethylamine		C	C	C	E		E	C		C	G	E							E
Monomethylether		C	E	E	E			C		G	E					G		E	E
Monovinyl Acetate		C	G	X	C			E		X	X					X		E	E
Morpholine				X	X		E				X	E							
Motor Oil		G		G	X		E	E			E	G	G					E	E
MTBE	X		G	X			G	X			X					X		G	
Muriatic Acid	X	C	C	C	C		E	C	E	C	C	X	C			X	E	E	E
Na-K					X		X				X								
Naphtha	E	X	X	X	X	X	E	E		X	E	E	C	X	C	G	X	E	E
Naphthalene	C	X	X	X	X	X	E	E		X	X	E	G	X	X	X	C	E	X
Naphthenic Acids	E	X		X	X		E	E		X	G					X			
Neatsfoot Oil		G	G	G	G		E	E	E	X	E					X		E	E
Neohexane		X	X				E	E		X	E								E
Neon Gas		E	E	E	E		E	E		E	E	E	E			E	E		
Nickel Acetate		X	E	G	E	E	E	X		E	G		X	E	E	X		E	E
Nickel Chloride	X	E	E	G	E	E	E	E		E	E	X	C	E	E	E		E	E
Nickel Nitrate		E	E	E	E	E	E	E		E	E	G	E	E	E			E	E
Nickel Plating Solution		G	G	C	G					E	G					X			
Nickel Sulfate	X	E	E	E	E	E	E	E		G	E	G	C	E	E	G		E	E
Nicotine						E							C	E	E				
Nicotine Acid						E							C	E	E				
Nietylene																			
Niter Cake		E	E	E	E		E	E	E	E	E					E		E	E
Nitric Acid, 1-10%	X	G	E	G	E	G	E	X		X	X	C	X	E	G	X	E	E	E
Nitric Acid, 10%-25%	X	G	G	X	E		E	X		X	X	X	X			X		E	E
Nitric Acid, 25%-40%	X	C	C	X	G	C	E	C		X	X	X	X	G	G	X		G	G
Nitric Acid, 40%-60%	X	X	X	X	X	C	E	C		X	X	X	X	G	G	X		C	C

***Refer to the PVC and Thermoplastic Temperature/Pressure chart on page 445.

(Continued on the following page)

Hose and Chemical Table (Continued)

Refer to page 414 for names and general properties of Parker hose materials.

Key: E = Excellent • G = Good • C = Conditional • Blank = No Data • X = Not Recommended

Chemical Or Material Conveyed	CPE	CSM	Chlorobutyl	Chloroprene	EPDM	EVA ***	FEP/PTFE	FKM	MXLPE	Natural	Nitrile	Nylon	PU***	PVC***	PVC/PU***	SBR	TPV***	UHMWPE	XLPE
Nitric Acid, 70%						X							X	X	X				
Nitric Acid, Anhydrous						X							X	X	X				
Nitric Acid, Conc (16N)	X	X	X	X	X		E	E		X	X	X	X	X		X	X	E	G
Nitric Acid, Red Fuming	X	X	C	X	X		E	C		X	X	X	X	X		X	X	X	X
Nitrioltriethanol		E	G	X	E		E	X		G	C		X			G			
Nitrobenzene	C	X	G	X	X	X	E	C		X	X	C	X	X	X	X		E	X
Nitroethane		C	G	C	G		E	X		G	X		X			G	E	E	E
Nitrogen		E	E	E	E		E	E	E	E	E	E	E			E		E	E
Nitrogen Tetraoxide		X	X	X	X		E	X		X	X					X		X	X
Nitromethane		C	G	X	G		E	X		G	X	E	X			C		E	E
Nitropropane		C	E	C	G		E	X	E	C	X					C		E	E
Nitrous Oxide Gas		E	E	G	E		E	E	E	E	E	C	G			E		E	E
N-Nonyl Alcohol		E	E				E	G		E	E								
Nonanoic Acid		X	E				E			X	E								
N-Serv							E	E				E							C
Nuto H					X		E				E	E							
Nyvac Light					E		E				X	E							
Octadecanoic Acid		X	G	G	C		E	C	E	X	E					X		E	E
Cis-9-Octadecenoic Acid	X	G	X	C	C		E	E		X	E	E	G			X			E
Octane		X	X	G	X		E	E	G	X	E					X		G	G
N-Octane		X	X	C	X		E	E		X	E		X			X		G	E
Octanoic Acid		G	C				E			C	C								
2-Octanone		X	G	X	G		E	X		X	X		X			X			
Octyl Acetate		E	E				E	X		X	X							E	
Octyl Alcohol		G	G	G	G		E	G		G	G		X			G		E	E
Octyl Aldehyde		X	C				E	X		X	X								E
Octyl Amine		C	E				E	X		C	C								C
Octyl Carbinol		E	E				E	G		E	E								E
Octylene Glycol		E	E	E	E		E	E	E	E	E							E	C
Oil, Petroleum	G	G	X	G	X	G	E	E		X	E	G	G	E	E	X	C	E	E
Oils & Fats						G							E	E	E				
Oleic Acid	X	G	X	C	C	X	E	E		X	E	E	G	G	G	X		E	E
Oleum	X	X	X	X	X	X	E	G		X	X	X	X	X	X	X		X	X
Olive Oil		G	G	G	G		E	E	E	X	E	E	E			X		G	C
Orange Juice														E					
Orthoxylene	C	X	X	X	C		E	E		X	X	G	X			X	X		X
Oxalic Acid	X	E	E	G	E	G	E	E		C	G	E	C	E	E	G	E	C	C
Oxydiethanol	E											X							E
Oxygen						G							E	E	E				
Oxygen, Cold		G	E	E	E		E	E	E	G	C					C		E	E
Oxygen, Hot		X	E	E	E		E	E		G	C					C		E	E
Ozone		E	G	C	E	X	E	E		X	X	C	E	C	C	X		G	C
Paint Thinner		X	X	X	X		E	G	G	X	X	G	X			X		E	E
Palm Oil		G	E	G	G		E	E	E	X	E					X		E	E
Palmitic Acid	G	C	G	G	G		E	E		E	E	C	E			G	E	E	G
Palmitic Acid, 10%						E							X	E	E				
Palmitic Acid, 70%						C							X	C	C				
Papermakers Alum		E	E	E						E	E								

***Refer to the PVC and Thermoplastic Temperature/Pressure chart on page 445.

(Continued on the following page)

Hose and Chemical Table (Continued)

Refer to page 414 for names and general properties of Parker hose materials.

Key: E = Excellent • G = Good • C = Conditional • Blank = No Data • X = Not Recommended

Chemical Or Material Conveyed	CPE	CSM	Chlorobutyl	Chloroprene	EPDM	EVA ***	FEP/PTFE	FKM	MXLPE	Natural	Nitrile	Nylon	PU***	PVC***	PVC/PU***	SBR	TPV***	UHMWPE	XLPE
Para Methoxypropenyl Benzene	X	X	X				E	G		X		G							
Paraffin		X	X	E	X	C	E	E	E	X	E	E	E	E	E	X		X	X
Paraffin Wax		X	X	G	X			E		X	E	E	G			E		E	X
Paraformaldehyde		G	G	G	G		E	C		D	G					X		E	E
Paraldehyde		X	E	C	E		E	X		C	C								E
Paraxylene		X	X	X	X		E	E		X	C	E	C						X
Peanut Oil		G	C	G	X		E	E	E	X	E					X		E	E
Pelargonic Alcohol		E	E				E	G		E	E								E
Pentachloroethane		X	X	X			E	E		X	X								E
Pentadione	G																		
Pentamethylene		X	X	E	X		E	E		X	G								
Pentane		C	X	C	X		E	E		X	E	G	C	C	C	X		G	G
Pentanol		E	E	E	E		E	G		E	E		C						
Pentanone		X	G	X	G		E	X		X	X								E
4-Hydroxy-4-Methyl-2-Pentanone		C	E	C	E		E	X		C	X	G	X			C			E
Pentanol		E	E	E	E		E	G		E	G		X			G			E
Pentyl Acetate		X	G	X	E		E			X	X	G	X			X	X		
Pentyl Alcohol	E	E	E	E	E		E	E		E	G	E	X			E	E		
Pentyl Bromide							E	G											
Pentyl Chloride	C	X	X	X	X		E	E		X		E	C			X			G
Pentyl Ether		C					E				C								
Pentylamine		C	G	X	X		E	X		C	C								
2,4-Di-Sec-Pentylphenol	E																		
Peracetic Acid, 40%													X	X	X				
Perchloroethylene														X	X				
Perchloric Acid		E	G	E	G		E	E	B	G	X					X		E	E
Perchloric Acid, 10%						G							X	G	G				
Perchloric Acid, 70%						G							X	C	C				
Perchloroethylene	C	X	X	X	X		E	E		X	C	E	X			X	X	G	X
Perchloromethane			X	X			E			X	X								
Petrol						X								X	X				
Petrolatum		C	X	E	X			E		X	E					X		E	E
Petroleum Crude		G	X	G	X		E	E		X	E	G	E			X		E	G
Petroleum Ether		X	X	C	X	X	E	E		X	E	E	G	C	C	X		E	C
Petroleum Oils	G	G	X	G	X		E	E		X	E	G	G			X	C	E	C
Phenbo													X					E	
Phenol		X	G	X		X	E	E		X	X	X	X	X	X	X	X	E	C
Phenolsulfonic Acid		X	C				E	X		X	X		G					G	G
Phenylamine		X	E	X	G		E	E		X	X		C						
Phenylbromide		X	X	X	X		E	G		X	X		X						
Phenylbutane	C																		
Phenylchloride		X	X	X	X		E	E		X	X		X						E
Phenylethylene		X	X	X	X		E	G		X	X		C			X			
Phenylhydrazine		C	G	X	C			E		C	X			X	X	X		E	E

***Refer to the PVC and Thermoplastic Temperature/Pressure chart on page 445.

(Continued on the following page)

Hose and Chemical Table (Continued)

Refer to page 414 for names and general properties of Parker hose materials.

Key: E = Excellent • G = Good • C = Conditional • Blank = No Data • X = Not Recommended

Chemical Or Material Conveyed	CPE	CSM	Chlorobutyl	Chloroprene	EPDM	EVA***	FEP/PTFE	FKM	MXLPE	Natural	Nitrile	Nylon	PU***	PVC***	PVC/PU***	SBR	TPV***	UHMWPE	XLPE
Phenylhydrazine Hydrochloride														C	C				
Phenylmethane		X	X	X	X		E	E		X	X		X						
Phenylmethanol		G	G	X	G		E	E		X	X	C	X			X	X	E	E
Phenylmethyl Acetate		G	E				E	X		X								E	E
Phorone		X	E	X	G		E	C	E	X	X					X		E	E
Phosgene, Gas						C								C	C				
Phosgene, Liquid														X					
Phospahte Esters	G	X	E	X	E		E	C		X	X	E	X			X	E		
Phosphoric Acid, 10%	X	E	G	E	E	E	E	E			E		X	E	E	G			
Phosphoric Acid, 10%-85%	X	E	G	E	E	E	E	E		G	X	X	X			G		E	E
Phosphorous Pentoxide						G								C	C				
Phosphorous Trichloride		X	E	X	E	C	E	E		X	X			X	X	X		E	E
Phosphorus, Yellow						X								G	G				
Photographic Developers						E							C	C	C				
Photographic Emulsions						E								C	C				
Photographic Fixers						E								C	C				
Di(2Ethylhexyl) Phthalate		X	G	X	G		E	G		X	X	E	X			X		E	E
Pickling Solution		C	C	C	C		E	G	G	C	C					C			
Picric Acid						G							X	X	X				
Picric Acid, H2O Solution	X	E	C	C	C					C	C					G			
Picric Acid, H2O Solution							C	E				X	G				X		E
Picric Acid, Molten		G	C	C	C		E	C	G	C	C					C		X	X
Pine Oil		X	X	X	X		E	E		X	G		E			X		E	X
Pinene		X	X	X	X		E	E		X	G		G			X		E	E
Piperidine		X	X	X	X		E	X	C	X	X					X		G	G
Pitch		C	X	G	X		E	C	G	X	G			G	G	X		E	E
Plating Solution, Brass						C							E	E	E				
Plating Solution, Cadmium						C							E	E	E				
Plating Solution, Chrome		C	E	G	E		E	G	E	X	G					X		E	E
Plating Solution, Chromium						X							G	G	G				
Plating Solution, Copper						C							E	E	E				
Plating Solution, Gold						C							E	E	E				
Plating Solution, Iridium						C							E	E	E				
Plating Solution, Lead						C							E	E	E				
Plating Solution, Nickel						C							E	E	E				
Plating Solution, Rhodium						C							E	E	E				
Plating Solution, Silver						C							E	E	E				
Plating Solution, Tin						C							E	E	E				
Plating Solution, Zinc						C							E	E	E				
Poly Chlorinated Biphenol							E	E											
Polyethylene Glycol	E	E	E	E	E		E	E	E	E	E					E		E	E
Polyol Ester				G								G	X						
Polypropylene Glycol		E	E				E	E		E	E								
Polyvinyl Acetate Emulsion (PVA)		G	E	G	E		E	C		C	C					C		E	E
Potassium Acetate		C	E	G	E		E	C		E	G	G	X			X		E	E
Potassium Acid Sulfate						G							E	E	E				
Potassium Antimonate						E							E	E	E				
Potassium Bichromate						E							E	E	E				

***Refer to the PVC and Thermoplastic Temperature/Pressure chart on page 445.

(Continued on the following page)

Hose and Chemical Table (Continued)

Refer to page 414 for names and general properties of Parker hose materials.

Key: E = Excellent • G = Good • C = Conditional • Blank = No Data • X = Not Recommended

Chemical Or Material Conveyed	CPE	CSM	Chlorobutyl	Chloroprene	EPDM	EVA***	FEP/PTFE	FKM	MXLPE	Natural	Nitrile	Nylon	PU***	PVC***	PVC/PU***	SBR	TPV***	UHMWPE	XLPE
Potassium Bisulfate		E	E	E	E		E	E		E	E	G				G		E	E
Potassium Bisulfite		E	E	E	E	E	E	E		E	E	G	E	E	E	G		E	E
Potassium Bisulphate						E							E	G					
Potassium Borate, 1%						E							E	E	E				
Potassium Bromate, 10%						E							E	E	E				
Potassium Bromide						E							E	E	E				
Potassium Carbonate		E	E	E	E	E	E	E	E	E	E	E	C	E	E	E		E	E
Potassium Chlorate						E							G	E	E				
Potassium Chloride	G	E	E	E	E	E	E	E		E	E	E	E	E	E	E		E	E
Potassium Chromate		C	G	E	E		E	E		G	E	G	G			G		E	E
Potassium Chromate, 40%						E							G	E	E				
Potassium Cuprocyanide						E							E	E	E				
Potassium Cyanide	G	E	E	G	E	C	E	E		E	E	E	E	C	C	E		E	E
Potassium Dichromate	X	E	E	E	E		E	E		C	E	G	G			G		G	G
Potassium Dichromate, 49%						E							G	E	E				
Potassium Ferricyanide						E							E	E	E				
Potassium Fluoride						E							E	E	E				
Potassium Hydrate		E	E	G	G		E	C		G	G	G	G			G		E	E
Potassium Hydroxide	X	E	G	G	E		E	G		G	G	G	C			G	G	E	E
Potassium Hydroxide, 10%						E							C	E	E				
Potassium Hydroxide, 20%						E							X	E	E				
Potassium Hydroxide, 35%						G							X	E	E				
Potassium Hypochlorite						E							X	G	G				
Potassium Nitrate		E	E	E	E	E	E	E		E	E	E	E	E	E	E		E	E
Potassium Perborate						E							E	E	E				
Potassium Perchlorite						G							G	E	E				
Potassium Permanganate		X	E	X	E		E	E	E	X	X					X		E	E
Potassium Permanganate, 10%						X							G	G	E				
Potassium Permanganate, 5%		G	E	E	E		E	E		E	C	X	X			G		E	G
Potassium Persulfate						E							E	E	E				
Potassium Phosphate						E													
Potassium Silicate		E	E	E	E		E	E		E	E	G	E			E		E	E
Potassium Sulfate		E	E	E	E	E	E	E		E	E	E	E	E	E	G		E	E
Potassium Sulfide		E	E	E	E	E	E	E		G	E	E	E	E	E	G		E	E
Potassium Sulfite		E	E	E	E		E	E		G	E	E	E			G		E	E
Potassium Thiosulfate						E							E	E	E				
Power Steering Fluid													E	E	E				
Prestone Antifreeze							E	E				G	X				E	E	E
Producer Gas		G	X	G	X		E	E		X	E		E			X			
Propane						X							C	C	C				
Propanediol		E	C	C	E		E	E		E	E		G			E			
Propanetriol	E	E	E	E	E	E	E	E		E	E	G	C			E	X	E	E
Propanol (Propyl Alcohol)						E	E	E				E	X	E	E		E	E	E
1-Amino-2-Propanol		C	E				E	X		G	G								
Propanolamine	E																		
Propanone	G	X	E	X	E		E	X		C	X	E	X			C	E	E	C
Chloro-2-Propanone		X	X	C	E		E	X		X	X		X			X			
Propargyl Alcohol						E								E	E				

***Refer to the PVC and Thermoplastic Temperature/Pressure chart on page 445.

(Continued on the following page)

Hose and Chemical Table (Continued)

Refer to page 414 for names and general properties of Parker hose materials.

Key: E = Excellent • G = Good • C = Conditional • Blank = No Data • X = Not Recommended

Chemical Or Material Conveyed	CPE	CSM	Chlorobutyl	Chloroprene	EPDM	EVA***	FEP/PTFE	FKM	MXLPE	Natural	Nitrile	Nylon	PU***	PVC***	PVC/PU***	SBR	TPV***	UHMWPE	XLPE
Propen-1-OL							E	G										E	E
Propenediamene	E																		
Propenenitrile			X	X			E			G	X							E	E
Propenyl Alcohol		E	E	E	E		E	G		E	E								
Propenylanisole		X	X				E	G		X	X								
Propionic Acid		G	E	C	E		E	X		E	C		X			X			E
Propionitrile			E	G	E		E	X		E	X						X		
Propyl Acetate		X	G	X	E		E	X		X	X		X			X		E	E
Propyl Alcohol (Propanol)		E	E	E	E	E	E	E		E	E	E	X	E	E	E	E	E	E
Propyl Aldehyde		X	G				E	X		C	X							E	E
Propyl Benzene	C																		
Propyl Chloride		X	C				E	G		X	X							E	E
Propyl Ether	E																		
Propyl Nitrate		X	G	X	G		E	X		X	X		X			X			
Propylene		X	X	X	X		E	E		X	X		X			X			
Propylene Diamine		C	E				E			G	G								
Propylene Dichloride		X	X	X	X	X	E	G		X	X		X	X	X	X	X	G	G
Propylene Glycol	E	E	E	E	E	E	E	E		E	E	G	X			E	X	E	E
Prune Juice														E					
Pydraul Hydraulic Fluids		D	G	D	G		E	C	E	X	X	G	X			X		G	G
Pyranol		X	X	X	X			E		X	C					X		E	E
Pyridine		X	G	X	G		E	X	G	X	X					X		E	E
Pyroligneous Acid		G	G	G	G			E		C	C					C		E	E
Pyrrrole		X	G	X	C			C		C	X					G		E	E
Quintolubric 822 Series			X	X	X			G		X	G								
Rape Seed Oil		G	E	G	G		E	E	E	X	G					X		G	G
Red Oil	X	G	X	C	C		E	E		X	E	E	G			X		E	C
Resorcinol			X	G			E	E				X	X			G	X	E	E
Rosin Oil		G	X	E	X			E		X	E					X		E	E
Rotenone And Water		E	E	E	E			E		E	E					E		E	E
SAE Oil #10	G	X	X	C	X		E	E		X	E	E	E			X	X		C
Salicylic Acid		E	E	X	E	E	E	E	E	E	X					G		E	E
Sea Water		E	E	G	E	E	E	E	E	E	E	E	C	E	E	E	E	E	E
Selenic Acid						G							X	E	E				
Sewage		E	G	G	E		E	E		G	E	G	X			G	G	X	E
Shortening G						E								G					
Silicate Esters		G	C	E	X		E	E		X	G	G	E			X		C	
Silicate of Soda		E	E	E	E		E	E		E	E	E						E	E
Silicic Acid						E							X	E	E				
Silicone Fluids						E													
Silicone Grease		E	E	E	E		E	E		E	E	E	E			E		G	E
Silicone Oil		E	E	E	E		E	E		C	E	E	E			E		E	E
Silver Cyanide						E							E	E	E				
Silver Nitrate		E	E	E	E	E	E	E		E	G	E	E	E	E	E		E	E
Silver Plating Solutions						E							E	E	E				
Skelly Solvent		C	X	G	X			E		X	E					X		E	E
Skydrol Hydraulic Fluids		X	E	X	E		E	X	E	X	X					X		E	E
Soap Solutions	G	E	G	G	E	G	E	E		G	E	E	E	E	E	G	E	E	E

***Refer to the PVC and Thermoplastic Temperature/Pressure chart on page 445.

(Continued on the following page)

Hose and Chemical Table (Continued)

Refer to page 414 for names and general properties of Parker hose materials.

Key: E = Excellent • G = Good • C = Conditional • Blank = No Data • X = Not Recommended

Chemical Or Material Conveyed	CPE	CSM	Chlorobutyl	Chloroprene	EPDM	EVA***	FEP/PTFE	FKM	MXLPE	Natural	Nitrile	Nylon	PU***	PVC***	PVC/PU***	SBR	TPV***	UHMWPE	XLPE
Soda Ash	G	E	E	E	E		E	E		E	E	G	G			E		E	E
Soda Lime		G	E	G	E		E	G		E	G		C					E	E
Soda, Caustic	C	E	E	E	E		E	X		G	C	G	G			E	C	E	E
Sodium Acetate		C	E	G	E	E	E			E	G	G	X			X		E	E
Sodium Acid Sulfate						E							E	E	E				
Sodium Aluminate		E	E	E	E		E	E		G	E	G				G		E	E
Sodium Antimonate						E							E	E	E				
Sodium Arsenite						E							E	E	E				
Sodium Benzoate						E							E	E	E				
Sodium Bicarbonate		E	E	E	E	E	E	E		E	E	E	E	E	E	E		E	E
Sodium Bisulfate	X	E	E	E	E	E	E	E		E	G	C	E	E	E	G		E	E
Sodium Bisulfite		E	E	E	E	E	E	E		E	E	E	E	E	E	G		E	E
Sodium Borate		E	E	E	E		E	E		E	E	E	G			E		E	E
Sodium Bromide						E							E	E	E				
Sodium Carbonate	G	E	E	E	E	E	E	E	E	E	E	G	G	E	E	E		E	E
Sodium Chlorate						E							G	G	G				
Sodium Chloride	G	E	G	E	E	E	E	E		E	E	E	E	E	E	E	C	E	E
Sodium Chromate		C	E	C	G		E	C		X	X					X		G	G
Sodium Cyanide	G	E	E	E	E	E	E	E		E	E	E	G	E	E	E		E	E
Sodium Dichromate		G	E	G	C	E	E	E		C	E	G	G	E	E	G		E	E
Sodium Ferrocyanide						E							E	E	E				
Sodium Fluoride		E	E	E	E	E	E	E	E	E	E		E	E	E	E		E	E
Sodium Hydrate		G	E	G	E		E	G		E	G	G	C			G			E
Sodium Hydrochlorite		E	G	C	G		E	E		C	C	G	C			G			E
Sodium Hydroxide	C	E	E	G	E		E	C		E	C	G	C			G	C	E	E
Sodium Hydroxide, 10%						E							G	E	E				
Sodium Hydroxide, 35%						E							C	E	E				
Sodium Hydroxide, 50%														G					
Sodium Hypochlorite	X	G	G	C	G	E	E	C		X	X	X	C	E	E	C	C	E	G
Sodium Metaphosphate		G	G	G	E		E	E		E	E	E	G			E		G	E
Sodium Nitrate	G	E	E	G	E	E	E	E		G	G	E	G	E	E	G		E	E
Sodium Nitrite		E	E	E	E	E	E	E	E	E	E		E	E	E	E		E	E
Sodium Perborate	X	G	E	G	E		E	E		G	G	G	G			G		E	E
Sodium Peroxide	X	G	E	G	E		E	E		G	G	X	X			G		E	E
Sodium Phosphate		E	E	C	E		E	E		E	E	E	E			E		E	E
Sodium Phosphate, Acid						E							U	G	G				
Sodium Silicate	G	E	E	E	E	E	E	E		E	E	E	G	E	E	E		E	E
Sodium Sulfate	G	E	E	E	E	E	E	E		G	E	E	E	E	E	G		E	E
Sodium Sulfide	G	E	E	E	E	E	E	E		G	E	E	E	E	E	G		E	E
Sodium Sulfite		E	E	E	E	E	E	E		G	E	E	E	E	E	G		E	E
Sodium Thiosulfate		E	E	E	E	E	E	E		E	E	G	E	E	E	G		E	E
Soft Drinks						G								E					
Soya Oil														E					
Soybean Oil	G	E	C	E	X		E	E		X	E	E	G	G		X		E	E
Stannic Chloride	X	C	G	C	E	E	E	E		G	E	C	G	E	E	E		E	E
Stannic Sulfide		E	E				E			E	E								E
Stannous Chloride		E	G	E	C	E	E	E		E	E	G	C	E	E	E		E	E
Stannous Sulfide		E	E				E			E									E

***Refer to the PVC and Thermoplastic Temperature/Pressure chart on page 445.

(Continued on the following page)

Hose and Chemical Table (Continued)

Refer to page 414 for names and general properties of Parker hose materials.

Key: E = Excellent • G = Good • C = Conditional • Blank = No Data • X = Not Recommended

Chemical Or Material Conveyed	CPE	CSM	Chlorobutyl	Chloroprene	EPDM	EVA ***	FEP/PTFE	FKM	MXLPE	Natural	Nitrile	Nylon	PU ***	PVC ***	PVC/PU ***	SBR	TPV ***	UHMWPE	XLPE
Starch						E													
Stearic Acid	G	C	G	G	G	E	E	E		C	E	E	E	C	C	G	E	E	E
Stoddard Solvent	G	X	X	C	X	C	E	E		X	E	E	G	C	G	X	X	E	E
Styrene Monomer		X	X	X	X		E	E		X	X	E	C			X		G	G
Sugar Solutions		E	E	E	E	E	E	E	E	E	E					E		E	E
Sulfamic Acid		E	E	G	X		E	E		G	C		X					C	C
Sulfite Liquors		E	E	G	G		E	E		G	G					G		E	E
Sulfonic Acid		C	X	C	X		E	X		X	X					X		G	G
Sulfur		F	F	X	F		E	G		X	X			G	G	X		E	X
Sulfur, Molten		E	E	E	E					G	G					G			
Sulfur Chloride	G	C	X	C	X		E	E		X	C	C	C			X		E	E
Sulfur Dioxide		C	G	X	E		E	E		C	X	X				C		G	C
Sulfur Dioxide Gas, Dry						E								E	E				
Sulfur Dioxide Gas, Wet						E								C	C				
Sulfur Dioxide, Liquid						X								C	C				
Sulfur Hexafluoride		E	E	E	E		E	E	E	E	E					E		E	E
Sulfur Trioxide		B	C	C	C		E	E	G	X	C					C		D	G
Sulfur Trioxide, Dry		C	G	X	G		E	E		C	X	X	G			X		X	G
Sulfur, Molten							E	E										E	C
Sulfuric Acid, 1%-60%						G								E	E				
Sulfuric Acid, 70%						C								E	E				
Sulfuric Acid, 95%						X								X	X				
Sulfuric Acid, 95% Fuming						X								C	C				
Sulfuric Acid, 25%	X	E	G	E	E		E	E		G	E	X	X			G	E	E	E
Sulfuric Acid, 25%-50%	X	G	G	E	E		E	E		G	E	X	X			G		E	E
Sulfuric Acid, 50%-96%	X	C	X	C	G		E	E		X	C	X	X			X		E	E
Sulfuric Acid, 60% (200°F)	X		X	X	X			C			X	X				X		X	X
Sulfuric Acid, Conc. 96%-98%	X	X	X	X	X		E	G		X	X	X	X			X		E	C
Sulfuric Acid, Fuming	X	X	X	X	X		E	G		X	X	X	X			X		X	X
Sulfurous Acid, 10%	X	E	E	G	E	E	E	E		G	C	X				G		E	E
Sulfurous Acid, 10%-85%	X	E	E	C	G		E	G		G	C	X	X			C		X	E
Sulfurous Acid, 30%						X													
Sulphur Trioxide						X								E	E				
Sutan							E	F											E
Tall Oil		C	X	C	X		E	E		X	E		E			X		E	G
Tallow		C	G	G	E	E	E	E		C	E	E	E			X		E	E
Tannic Acid	X	E	E	E	E	E	E	E		E	E	G	E	E	E	G	E	E	E
Tanning Extracts						E													
Tanning Liquors						C								E	E				
Tar, Bituminous	G	C	X	C	X		E	E	E	C	G	G	G			X		E	E
Tar, Camphor	C	X	X	X	X		E	E	E	X	X	E	G			X	C	E	X
Tartaric Acid	X	E	G	E	C	E	E	E		E	E	E	E	E	E	G	E	E	E
Tea, Brewed						G								E					
Telone 2																			E
Terpinol	E	X	C	X	C		E	E	E	X	G	G	G			X		G	G
Tertiary Butyl Alcohol		G	G	G	G		E	E		G	G		X			G		E	E
Tertiary Butyl Amine		X			G														
Tertiary Butyl Mercaptan		X	X	X	X		E	E		X	X		X			X			

***Refer to the PVC and Thermoplastic Temperature/Pressure chart on page 445.

(Continued on the following page)

Hose and Chemical Table (Continued)

Refer to page 414 for names and general properties of Parker hose materials.

Key: E = Excellent • G = Good • C = Conditional • Blank = No Data • X = Not Recommended

Chemical Or Material Conveyed	CPE	CSM	Chlorobutyl	Chloroprene	EPDM	EVA***	FEP/PTFE	FKM	MXLPE	Natural	Nitrile	Nylon	PU***	PVC***	PVC/PU***	SBR	TPV***	UHMWPE	XLPE
Tetrachlorobenzene		X	X				E	G		X	X		G						G
Tetrachloroethane		X	X	X	X		E	E		X	X		X			X	C	C	
Tetrachloroethylene		X	X	X	X		E	E		X	C	E	X			X		G	X
Tetrachloromethane		X	X	X	X		E	E		X	X	E	C					C	X
Tetrachloronaphthalene		X	X				E	G		X	X								G
Tetraethyl Lead		X	X	C	X		E	E	G	X	G		G	G	G	X		E	E
Tetraethylene Glycol		E	E				E	E		E	E								
Tetraethylorthosilicate			E	X			E			X	X								
Tetrahydrofuran (THF)		X	G	X	X		E	X		X	X	G	X			X	X	C	X
Tetrahydrofurane						X							X	X	X				
Thionyl Chloride		X	X	X	X	X	E	G		X	X		X	X	X	X		E	
Tin Chlorides		E	G	C	E		E	E		E	E	C	G	E	E			E	E
Tin Tetrachloride		E	E	E	E		E	E	E	E	E					E		E	E
Titanium Tetrachloride		X	X	X	X		E	E		X	C		X	E	E	X		G	X
Titanium Trichloride						X													
Toluene	C	X	X	X	X	X	E	E		X	X	E	X	X	C	X	X	E	X
Toluene Diisocyanate (TDI)		X	E	X	E		E	G		C	C					C		E	E
Toluidine		X	X				E	G		X	X								
Tomato Juice						C								E					
Toxaphene		X	X	G	X			E		X	G					X		E	E
Transformer Oils, Chlorinated Phenyl Base Askerels		X	X	X	X		E	E	G	X	X					X		G	G
Transformer Oils, Petroleum Base		G	X	G	X		E	E	E	X	E		E			X		E	E
Transmission Fluid													E	E	E				
Transmission Fluids, A		X	X	C	X		E	E	E	X	G	G	E			X		A	A
Transmission Fluids, B		X	X	X	X			E		X	C					X		A	A
Tri (2-Hydroxyethyl) Amine		E	G	X	E		E	X		G	C		X			G			
Tributyl Amine		C	E				E			G	G								
Tributyl Phosphate		X	G	X	E		E	X		C	X	G	X	X	X	X		E	E
Tricetin		G	E	G	E			X		E	G					G		E	E
Trichloroacetic Acid		C	G	X	G		E	X		C	C	X	X			X		E	E
Trichlorobenzene		X	X	X		X	E	G		X	X		X	X	X	X			
Trichloroethane		X	X	X	X		E	E		X	X	E	X			X			
Trichloroethylene	C	X	X	X	X	X	E	E		X	X	G	X	X	C	X	X	C	X
Trichloromethane	X	X	X	X	X		E	E		X	X	C	X			X	X	C	C
Trichloropropane		X	X	X	X		E	E		X	X					X		E	E
Trichlorotoluene							E				X								
Tricresyl Phosphate (TCP)		X	E	C	E	X	E	E		C	X	G	X	X	X	X		E	E
Triemethyl Propane														C	C				
Triethanolamine		E	G	X	E	C	E	X		G	C	E	X	C	G	G		E	E
Triethylamine			C	G	E		E	E		G	E	E	X	G	G	X			
Triethylene Glycol		E	E				E	E		E	E								E
Trihydroxybenzoic Acid		G	G	G	G		E	E		E	G	G	X			G		G	
Trimethyl Pentanes, Mixed	E	C	X	C	X		E	E		X	E	E	G			X	X	E	
Trimethyl Pentene	E											E						E	

***Refer to the PVC and Thermoplastic Temperature/Pressure chart on page 445.

(Continued on the following page)

Hose and Chemical Table (Continued)

Refer to page 414 for names and general properties of Parker hose materials.

Key: E = Excellent • G = Good • C = Conditional • Blank = No Data • X = Not Recommended

Chemical Or Material Conveyed	CPE	CSM	Chlorobutyl	Chloroprene	EPDM	EVA ***	FEP/PTFE	FKM	MXLPE	Natural	Nitrile	Nylon	PU ***	PVC ***	PVC/PU ***	SBR	TPV ***	UHMWPE	XLPE
Trimethylamine	E						E											E	E
Trinitrotoluene (TNT)		G	X	G	X			G		X	X					X		X	X
Triphenyl Phosphate		C	E	C	G		E	C		X	X					X		E	E
Trisodium Phosphate		E	E	E	E					E	E					E			
Tritoyl Phosphate		X	E	X	E		E	E		X	X	G	X			X		E	E
Tung Oil	C	E	X	E	X		E	E		X	E	G	C			X		E	E
Turbine Oil		G	X	G	X			E		X	G					X		E	E
Turpentine		X	X	X	X	X	E	E		X	G		E	C	G	X		G	E
Ucon Hydrolube Oils		X	E	G	E		E	E	E	X	E					X		E	E
UDMH		E	E	G	E		E	X		E	G		X			X		C	C
1 Undecanol		E	E	E	E		E	G		E	E					E			E
Undecyl Alcohol		E	E	E	E		E	G	E	E	E					E		E	E
Uran		E	G	G	G			C		G	G					C		E	E
Urea		E	E	G	E	E	E	E		E	G	E	G	E	E			E	E
Urethane Formulations							E				E	E							
Uric Acid							E					E	X				E		E
Urine						E							E	E	E				
Varnish	C	X	X	X	X	X	E	E		X	G	E	C	X	X	X		E	
Vegetable Oils		G	C	C	C	X	E	E		X	E	G	E	G	G	X		E	G
Versilube F44		E	E	E	E		E	E		E	E	E	E	E		E			
Versilube F55		E	E	E	X		E	E		E	E	E	E	E		E			
Vinegar		E	E	G	E	E	E	E		G	G	C	C	E		G		E	E
Vinegar Acid	G																		
Vinyl Acetate		C	E	X	G	X	X	E		X	X		X	X	X	X		E	E
Vinyl Benzene		X	X	X	X		E	G		X	X		C			X		E	G
Vinyl Chloride														X	X				
Vinyl Chloride, Gas			X		G		E			G		E						C	E
Vinyl Cyanide	E	C	X	C	X		E	C		C	X	E	X			C	X		
Vinyl Ether		G	X				E	X		X	G							E	E
Vinyl Styrene		X	X				E	E		X						X		E	E
Vinyl Toluene		X	X				E	E		X	X							E	E
Vinyl Trichloride		X	X	X			E	E		X	X							E	E
Vital, 4300, 5310					X		E			X	X	E							
VM&P Naphtha		X	X	C	X		E	E		X	C								X
Water	G	E	E	G	E		E	E	E	E	E	E	E	E		G	E	E	E
Water, Acid						E							G	E	E				
Water, Boiling		E	E	G	E		G	G			G	X	G	E	E	G	G	X	X
Water, Demineralized						E							E	E	E				
Water, Detergent Solution		E	E	G	E		E	E	G	G	E	E	G	E	E	G		E	E
Water, Distilled						E							E	E	E				
Water, Fresh						E	E	E	E				G	E	E			E	E
Water, Potable						E								E	E				
Water, Salt		G	E	E	E	E	E	E	E	E	G		G	E	E	G		E	E
Water, Soda							E					E					E	E	E
Wemco C		X	X	G	X					X	E					X			
Whey						G								E					
Whiskey		E	E	E	E		E	E		E	E	E	X	C	E	E		E	E
White Gasoline						X							E	E	E				

***Refer to the PVC and Thermoplastic Temperature/Pressure chart on page 445.

(Continued on the following page)

Hose and Chemical Table (Continued)

Refer to page 414 for names and general properties of Parker hose materials.

Key: E = Excellent • G = Good • C = Conditional • Blank = No Data • X = Not Recommended

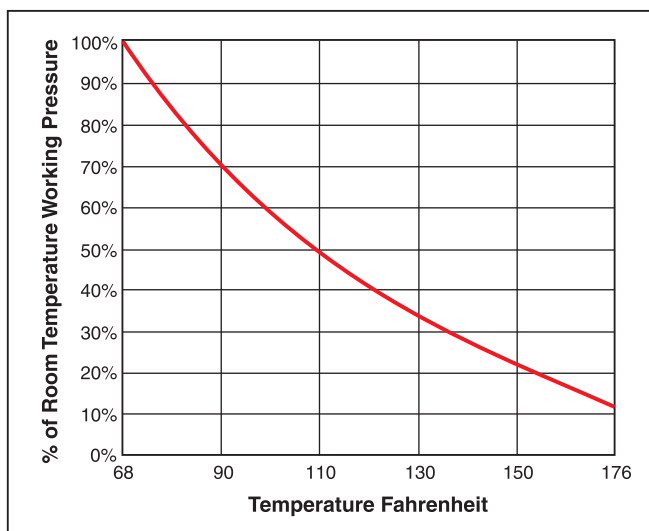
Chemical Or Material Conveyed	CPE	CSM	Chlorobutyl	Chloroprene	EPDM	EVA ***	FEP/PTFE	FKM	MXLPE	Natural	Nitrile	Nylon	PU***	PVC***	PVC/PU***	SBR	TPV***	UHMWPE	XLPE
White Liquor		E	G	E	C			E		E	E		E	E	E	E		E	E
White Oil		X	X	G	X		E	E		X	E		E	E	E	X		E	X
White Pine Oil		X	X	X	X			E		X	G					X			
Wines		E	E	E	E		E	E		E	E	E	X	G		E		E	G
Wood Alcohol		E	E	E	E		E	C		E	E		X			E		E	E
Wood Oil		C	C	G	X		E	E		X	E	G	C			X		E	E
Xenon		E	E	E	E		E	E		E	E		E			E			
Xylene, Xylol	C	X	X	X	X	X	E	E		X	X	G	C	X	C	X	X	C	X
Xylidine		X	G	X	C		E	C		X	C					X		G	G
Zeolites		E	E	E	E			E		E	E					E			
Zinc Acetate		C	E	G	E		E	C		E	G	X	X			X			E
Zinc Carbonate		E	E	E	E		E	E		E	E		E					E	E
Zinc Chloride	X	E	E	E	E	E	E	E		E	E	C	G	E	E	E		E	E
Zinc Chromate		C	E			E	E						E	E	E				G
Zinc Cyanide						E							E	E	E				
Zinc Nitrate						E							E	E	E				
Zinc Sulfate	X	E	E	E	E	E	E	E		E	E	E	G	E	E	G		E	E

***Refer to the PVC and Thermoplastic Temperature/Pressure chart on page 445.

PVC and Thermoplastic Temperature / Pressure Chart

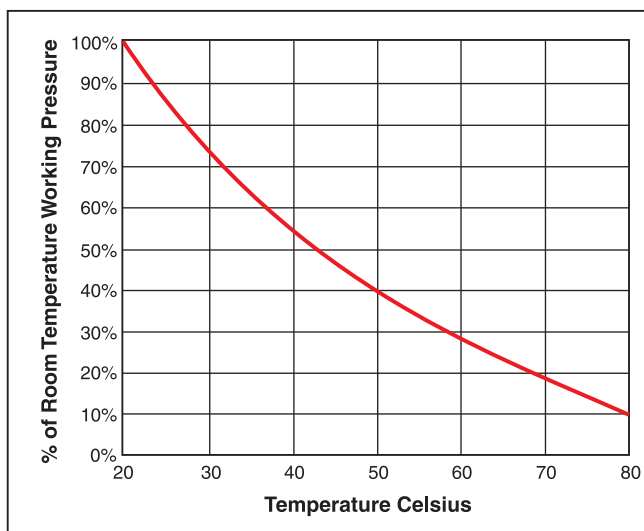
Effects of Elevated Temperatures on PVC / Thermoplastic Hose and Tubing

Thermoplastic hose and tubing achieve their optimum physical properties at room temperature, 68°F (20°C). As thermoplastic materials are exposed to increased ambient temperatures, they soften and their physical properties change. For hose and tubing, heat sharply reduces the available working pressure and coupling retention. The charts below illustrate this effect. In all cases, test the product in a controlled, secure and safe environment, and consider all operating conditions prior to use.



Example from the Fahrenheit Chart

If Working Pressure at 68°F is 200 PSI, then the WP at 110°F is $200 \times 50\%$, or 100 PSI.



Example from the Celsius Chart

If Working Pressure at 20°C is 14 bar, then the WP at 50°C is $14 \times 40\%$, or 5.6 bar.

For further information, refer to the [Parker Safety Guide No. 4400-B.1 \(pages 395-397\)](#), the [Safety & Technical Information section](#) of this catalog and the [Parker User Responsibility Statement](#) on the inside front cover of this catalog.

Composite Hose and Chemical Table

⚠ WARNING! The following data is based on tests and believed to be reliable; however, the tabulation should be used as a guide **ONLY**, since it does not take into consideration all variables, such as elevated temperatures, fluid contamination, concentration, etc., that may be encountered in actual use. All critical applications should be tested. [Refer to the Safety & Technical Information section](#) of this catalog for safety, handling and use information.

Key: A = Suitable for use @ 140°F

B = Suitable for use @ AMBIENT temperatures

C = Suitable for INTERMITTENT service only

F = Unsuitable – NOT RECOMMENDED

• = No data (contact Parker)

Chemical or Material Conveyed	Hose Inner Wire				Coupling Material		Seal Material	
	w/Polypropylene Hose Liner		w/PTFE Hose Liner		Inserts/Stems			
	G Galvanized	P Polypropylene	S Stainless Steel	S Stainless Steel	Carbon Steel	Stainless Steel (316)	Nitrile (Petroleum Applications)	Viton® (Chemical Applications)
1,3-Pentadiene	C	C	C	A	C	A	•	•
2-Ethylhexylamine	C	B	B	A	C	A	•	•
2-Ethyl-3-Propylacrolein	C	C	C	A	C	A	•	•
2-Hydroxyethyl Acrylate	C	C	C	B	C	B	•	•
2-Methyl Pentene	C	C	C	A	C	A	•	•
Acetaldehyde 100%	F	C	C	A	F	A	F	F
Acetaldehyde 40%	F	B	B	A	F	A	F	F
Acetic Acid 60%	F	A	A	A	F	A	F	F
Acetic Acid, Glacial	F	B	B	A	F	A	F	F
Acetic Anhydride	F	B	B	A	F	A	F	F
Acetoacetic Ester	F	B	B	A	F	A	F	F
Acetone	A	A	A	A	A	A	F	F
Acetone Cyanohydrin	F	B	B	A	F	A	F	F
Acetonitrile	B	B	B	A	B	A	C	F
Acetophenone	B	B	B	A	B	A	F	F
Acetyl Chloride	F	F	F	A	F	A	F	B
Acetylacetone	B	B	B	A	B	A	C	F
Acetylene Dichloride	B	B	B	A	B	A	A	F
Acrolein (Acrylaldenhyde)	B	B	B	A	B	A	B	F
Acrylamide (<50%)	F	C	C	B	F	B	•	•
Acrylic Acid	F	B	B	B	F	B	B	A
Acrylonitrile	F	A	A	A	F	A	F	F
Adipic Acid (Aqueous)	A	A	A	A	A	A	A	A
Adiponitrile	B	B	B	A	B	A	•	•
Allyl Alcohol	A	A	A	A	A	A	A	B
Allyl Bromide	C	C	C	A	C	A	F	B
Allyl Chloride	C	C	C	B	C	B	F	A
Aluminum Salt Solutions	F	A	B	A	F	A	A	A
Alums	F	A	A	A	F	A	A	A
Aminoethyl Ethanolamine	F	B	B	A	F	A	•	•
Ammonia Solution	F	A	A	A	F	A	C	B
Ammonium Chloride Solution	F	A	C	C	F	C	C	A
Ammonium Hydroxide	B	A	B	A	B	A	B	B
Ammonium Nitrate Solution	F	A	B	B	F	B	A	A
Ammonium Sulfate Solution	F	A	A	A	F	A	A	A
Amyl Acetate	C	C	C	A	C	A	F	A
Amyl Alcohol	B	B	B	A	B	A	A	A
Amyl Chloride	C	C	C	B	C	B	F	A
Aniline	F	C	C	A	F	A	F	B
Animal Oils	A	A	A	A	A	A	A	A
Anisole	C	C	C	B	C	B	•	B
Antimony Chloride	F	B	F	F	F	F	A	A
Aqua Regia	F	C	F	F	F	F	F	A
Arcenic Chloride	F	B	F	F	F	F	C	F
Arsenic Acid	F	B	C	B	F	B	A	A
Aviation Fuel	C	C	C	B	C	B	A	A
Barium Carbonate	A	A	A	A	A	A	A	A
Barium Chloride Solution	F	A	F	F	F	F	A	A
Barium Hydroxide	F	A	A	A	F	A	A	A
Barium Salts	F	A	B	B	F	B	A	A
Barium Sulfate	F	A	A	A	F	A	A	A
Beer	F	A	A	A	F	A	A	A
Benzaldehyde	F	C	C	A	F	A	F	F
Benzene	F	C	C	A	F	A	F	A
Benzoic Acid	F	C	A	A	F	A	F	A
Benzyl Alcohol	A	A	A	A	A	A	F	A
Bleach (12.5% CL)	F	B	C	B	F	B	F	B
Borax (Aqueous)	A	A	A	A	A	A	A	A
Boric Acid	F	A	A	A	F	A	A	A
Brine	F	A	C	F	F	F	A	A
Butadiene	B	B	B	B	B	B	F	B
Butanol	B	B	B	A	B	A	A	A
Butyl Acetate	C	C	C	B	C	B	F	F
Butyl Alcohol	A	A	A	A	A	A	A	A
Butyl Benzene	B	B	B	B	B	B	F	A
Butyl Carbitol Acetate	C	C	C	B	C	B	B	A
Butylamine	F	B	B	B	F	B	C	F
Butyric Acid	B	B	B	A	B	A	C	C
Calcium Acetate	B	B	B	B	B	B	F	F
Calcium Alkyl Salicylate	F	A	A	A	F	A	•	•
Calcium Carbonate	F	A	A	A	F	A	A	A
Calcium Chloride	F	A	C	C	F	C	A	A
Calcium Hydroxide	F	A	A	A	F	A	A	A
Calcium Hypochlorite	F	B	C	B	F	B	F	A
Calcium Nitrate	F	A	A	A	F	A	A	A
Camphor Oil	C	C	C	B	C	B	B	A

(Continued on the following page)



Composite Hose and Chemical Table (Continued)

Key: A = Suitable for use @ 140°F
 B = Suitable for use @ AMBIENT temperatures
 C = Suitable for INTERMITTENT service only
 F = Unsuitable – NOT RECOMMENDED
 • = No data (contact Parker)

Chemical or Material Conveyed	Hose Inner Wire				Coupling Material		Seal Material	
	w/Polypropylene Hose Liner		w/PTFE Hose Liner		Inserts/Stems			
	G Galvanized	P Polypropylene	S Stainless Steel	S Stainless Steel	Carbon Steel	Stainless Steel (316)	Nitrile (Petroleum Applications)	Viton® (Chemical Applications)
Caprylic Acid	A	A	A	A	A	A	C	B
Carbinols	B	B	B	A	B	A	A	F
Carbinol Acetate	C	C	C	B	C	B	B	B
Carbolic Acid	F	A	A	A	F	A	C	A
Carbolic Oils	C	C	C	B	C	B	•	•
Carbon Bisulfide	F	B	B	B	F	B	F	A
Carbon Disulfide	C	C	C	A	C	A	F	A
Carbon Monoxide	F	A	A	A	F	A	C	A
Carbon Tetrachloride	C	C	C	B	C	B	C	A
Carbonic Acid	F	A	A	A	F	A	A	A
Cashew Nutshell Oil	B	B	B	B	B	B	•	•
Castor Oil	F	B	B	B	F	B	A	A
Caustic Potash (<50%)	F	A	B	A	F	A	A	C
Caustic Soda (<50%)	F	A	B	A	F	A	B	C
Cellosolve	B	B	B	B	B	B	F	C
Cetyl Acid	F	B	B	B	F	B	•	•
Chlorinated Solvents	F	B	B	B	F	B	F	A
Chlorine (Dry)	F	F	F	A	F	A	B	A
Chlorobenzene	C	C	C	A	C	A	F	A
Chloroform	C	C	C	A	C	A	F	A
Chrome Alum	F	A	A	A	F	A	A	A
Chromic Acid Aqueous	F	C	C	A	F	A	F	C
Citric Acid	F	A	A	A	F	A	B	A
Coal Tar Naptha	F	B	B	A	F	A	A	A
Copper Chloride	F	A	F	F	F	F	A	A
Copper Nitrate	F	A	A	A	F	A	A	A
Creosote	B	B	B	A	B	A	A	A
Crotonaldehyde	C	C	C	B	C	B	F	F
Crude Oil	A	A	A	A	A	A	A	A
Cumene	B	B	B	A	B	A	C	A
Cyclohexane	B	B	B	B	B	B	B	A
Cyclohexylamine	F	B	B	A	F	A	C	F
Cyclotane	B	B	B	A	B	A	•	•
Decanol	B	B	B	B	B	B	B	A
Decyl Alcohol	B	B	B	B	B	B	A	B
Decylbutyl Phthalate	B	B	B	B	B	B	F	C
Detergents (2%)	A	A	A	A	A	A	A	A
Dextrin	A	A	A	A	A	A	A	A
Diacetone Alcohol	B	B	B	A	B	A	F	F
Diaminoethylamine	C	B	B	A	C	A	•	•
Diamylamine	C	B	B	A	C	A	B	F
Dibromoethane	F	B	B	A	F	A	F	A
Dibutyl Ether	C	C	C	B	C	B	F	C
Dibutyl Phthalate	B	B	B	A	B	A	F	F
Dibutylamine	C	B	B	A	C	A	B	F
Dichloroacetic Acid	F	C	F	F	F	F	F	C
Dichlorobenzene	C	C	C	B	C	B	F	B
Dichlorobutane	C	C	C	A	C	A	F	A
Dichloroethane	C	C	C	B	C	B	F	A
Dichloroethyl Ether	C	C	C	A	C	A	F	C
Dichloroethylene	C	C	C	B	C	B	F	A
Dichloropropane	C	C	C	B	C	B	F	A
Dichloropropylene	C	C	C	B	C	B	•	•
Diehylbenzene	B	B	B	A	B	A	•	•
Diesel Oil	B	B	B	B	B	B	A	A
Diethanolamine	F	A	A	A	F	A	B	F
Diethyl Sulphate	F	B	B	A	F	A	F	A
Diethylamine	F	B	B	A	F	A	C	F
Diethylaminoethanol	C	B	B	A	C	A	•	•
Diethylene Dioxide	C	B	B	A	C	A	F	F
Diethylene Glycol Diethyl Ether	B	B	B	A	B	A	•	•
Diethylene Glycol	A	A	A	A	A	A	A	A
Diisobutyl Ketone	B	B	B	A	B	A	F	F
Diisobutylamine	B	B	B	B	B	B	B	A
Diisobutylene	C	C	C	B	C	B	A	A
Diisooctyl Adipate	B	B	B	A	B	A	F	C
Diisooctyl Phthalate	A	A	A	A	A	A	F	B
Diisopropanolamine	F	B	B	A	F	A	B	C
Diisopropylether	B	B	B	A	B	A	B	B
Dimethyl Ethanolamine	F	B	B	A	F	A	•	•
Dimethyl Formamide	A	A	A	A	A	A	C	F
Dimethyl Hydrogen Phosphite	F	C	C	B	F	B	•	•
Dimethyl Ketone	A	A	A	A	A	A	F	F
Dimethyl Phthalate	B	B	B	A	B	A	F	C
Dimethyl Sulphate	F	B	B	A	F	A	F	F
Dimethyl Sulphide	B	B	B	A	B	A	F	C
Dimethylamine	F	B	B	A	F	A	C	F
Dimethylcyclohexylamine	F	B	B	B	F	B	•	•
Dinitrobenzene	C	C	C	A	C	A	F	A
Diocetyl Phthalate	B	B	B	A	B	A	F	B
Diocetyl Sebacate	B	B	B	A	B	A	F	B
Diocetylamine	B	B	B	A	B	A	B	F
Dioxane	C	B	B	A	C	A	F	F
Dipentene	B	B	B	A	B	A	C	A

(Continued on the following page)

Composite Hose and Chemical Table (Continued)

Key: A = Suitable for use @ 140°F

B = Suitable for use @ AMBIENT temperatures

C = Suitable for INTERMITTENT service only

F = Unsuitable – NOT RECOMMENDED

• = No data (contact Parker)

Chemical or Material Conveyed	Hose Inner Wire				Coupling Material		Seal Material	
	w/Polypropylene Hose Liner		w/PTFE Hose Liner		Inserts/Stems			
	G Galvanized	P Polypropylene	S Stainless Steel	S Stainless Steel	Carbon Steel	Stainless Steel (316)	Nitrile (Petroleum Applications)	Viton® (Chemical Applications)
Diphenyl Ether	B	B	B	A	B	A	F	A
Diphenyl Phthalate	B	B	B	A	B	A	F	C
Dipropylamine	B	B	B	A	B	A	•	•
Dipropylene Glycol	A	A	A	A	A	A	A	A
Disulphuric Acid	F	F	F	C	F	C	•	•
Dodecyl Alcohol	B	B	B	A	B	A	A	B
Dodecyl Benzene	B	B	B	B	B	B	F	A
Dodecyl Phenol	B	B	B	B	B	B	•	•
Dodecyltoulene	B	B	B	B	B	B	F	A
Emulsifiers	F	A	A	A	F	A	•	•
Epichlorohydrin	B	B	B	A	B	A	F	F
Ethanoic Acid	F	B	B	A	F	A	C	F
Ethanolamine	B	A	A	A	B	A	B	F
Ethoxy Ethanol	C	C	C	B	C	B	A	C
Ethoxy Ethyl Acetate	C	C	C	A	C	A	F	F
Ethoxy Propanol	C	C	C	B	C	B	•	•
Ethyl Acetate	C	C	C	A	C	A	F	F
Ethyl Acrylate	B	B	B	A	B	A	F	F
Ethyl Alcohol	A	A	A	A	A	A	A	B
Ethyl Aluminum Dichloride	F	F	F	C	F	C	F	B
Ethyl Butanol	B	B	B	A	B	A	A	B
Ethyl Butylamine	C	B	B	B	C	B	•	•
Ethyl Chloride	C	C	C	A	C	A	F	B
Ethyl Cyclohexane	C	C	C	A	C	A	•	•
Ethyl Cyclohexylamine	C	C	C	B	C	B	•	•
Ethyl Ether	F	C	C	A	F	A	C	F
Ethyl Formate	F	B	B	A	F	A	F	F
Ethyl Iodide	C	C	C	B	C	B	F	B
Ethyl Isobutyl Ether	F	B	B	A	F	A	F	•
Ethyl Methacrylate	C	C	C	A	C	A	•	•
Ethyl Methyl Ketone	B	B	B	B	B	B	F	F
Ethyl Phthalate	A	A	A	A	A	A	F	•
Ethyl Silicate	A	A	A	A	A	A	A	A
Ethyl Sulphate	B	B	B	A	B	A	F	F
Ethyl Vinyl Ether	B	B	B	A	B	A	•	•
Ethylamine	C	B	B	A	C	A	C	F
Ethylbenzene	B	B	B	A	B	A	F	A
Ethylene Carbonate	C	B	B	A	C	A	•	•
Ethylene Chloride	C	C	C	A	C	A	F	A
Ethylene Chlorohydrin	B	B	B	A	B	A	F	A
Ethylene Cyanhydrin	F	C	C	A	F	A	B	A
Ethylene Diamine	B	B	B	A	B	A	A	F
Ethylene Dibromide	C	B	B	A	C	A	F	B
Ethylene Dichloride	C	C	C	A	C	A	F	B
Ethylene Glycol	A	A	A	A	A	A	A	A
Ethylene Oxide	F	B	B	A	F	A	F	F
Ethylhexanoic Acid	F	B	B	B	F	B	•	•
Ethylhexyl Acrylate	F	B	B	A	F	A	•	F
Ethylhexyl Alcohol	A	A	A	A	A	A	•	•
Ethylpropyl Ether	B	B	B	A	B	A	F	C
Ethylpropyl Ketone	C	C	C	A	C	A	F	F
Fatty Acids	F	A	A	A	C	A	B	A
Fatty Alcohols	A	A	A	A	A	A	•	•
Ferric Salts	F	A	B	B	F	B	A	A
Fluosilicic Acid	F	A	A	A	F	A	B	A
Formaldehyde Solutions	A	A	A	A	A	A	A	A
Formamide	F	A	B	A	F	A	A	F
Formic Acid	F	A	B	A	F	A	B	F
Fruit Juices	F	A	A	F	F	F	A	A
Fuel Oils	B	B	B	A	B	A	A	A
Furfural	C	C	C	A	C	A	F	F
Furfuryl Alcohol	C	C	C	A	C	A	F	F
Gallic Acid Solution	C	A	A	A	C	A	B	B
Gasoline	B	B	B	A	B	A	A	A
Gelatine (aqueous)	A	A	A	A	A	A	A	A
Gluconic Acid	C	A	A	A	C	A	C	A
Glucose (aqueous)	A	A	A	A	A	A	A	A
Glycerine	A	A	A	A	A	A	A	A
Glycolic acid (aqueous)	F	A	A	A	F	A	A	A
Glycols (aqueous)	A	A	A	A	A	A	A	A
Grease	B	B	B	A	B	A	A	A
Green Sulphate Liquor	F	B	B	B	F	B	•	•
Heptane	B	B	B	A	B	A	A	A
Heptanol	A	A	A	A	A	A	A	B
Heptanone	B	B	B	A	B	A	•	•
Heptene	B	B	B	A	B	A	•	•
Heptonic Acid	F	B	B	A	F	A	A	A
Hexamethylene Diamine	F	B	B	A	F	A	•	•
Hexamethylene Tetramine	F	B	B	A	F	A	•	•
Hexamethyleneimine	F	C	C	B	F	B	•	•
Hexane	B	B	B	A	B	A	A	A
Hexanol	A	A	A	A	A	A	A	A
Hexene	B	B	B	B	B	B	B	A
Hexylamine	F	B	B	A	F	A	C	F
Hexylene Glycol	A	A	A	A	A	A	A	A
Hydrazine Hydrate	F	B	B	A	F	A	B	F
Hydrobromic Acid	F	A	F	F	F	F	C	A
Hydrochloric Acid	F	C	F	F	F	F	F	A

(Continued on the following page)



Composite Hose and Chemical Table (Continued)

Key: A = Suitable for use @ 140°F
 B = Suitable for use @ AMBIENT temperatures
 C = Suitable for INTERMITTENT service only
 F = Unsuitable – NOT RECOMMENDED
 • = No data (contact Parker)

Chemical or Material Conveyed	Hose Inner Wire				Coupling Material		Seal Material	
	w/Polypropylene Hose Liner		w/PTFE Hose Liner		Inserts/Stems			
	G Galvanized	P Polypropylene	S Stainless Steel	S Stainless Steel	Carbon Steel	Stainless Steel (316)	Nitrile (Petroleum Applications)	Viton® (Chemical Applications)
Hydrofluoric Acid	F	B	F	F	F	F	F	A
Hydrofluosilicic Acid	F	A	A	A	F	A	B	A
Hydrogen Peroxide Solution	F	B	B	B	F	B	F	B
Hydrogen Sulfide (aqueous)	F	A	F	F	F	F	F	F
Hydroquinone	A	A	A	A	A	A	F	F
Iodine Solution	F	B	F	F	F	F	F	C
Iron Salts	F	A	F	A	F	A	A	A
Isoamyl Acetate	C	C	C	A	C	A	F	F
Isoamyl Alcohol	B	B	B	A	B	A	A	A
Isoamyl Bromide	F	B	F	F	F	F	F	B
Isoamyl Butyrate	B	B	B	A	B	A	F	F
Isoamyl Chloride	F	C	C	B	F	B	F	B
Isoamyl Ether	B	B	B	A	B	A	F	F
Isobutaldehyde	F	F	C	B	F	B	C	F
Isobutyl Acetate	C	C	C	B	C	B	F	F
Isobutyl Acrylate	B	B	B	A	B	A	•	•
Isobutyl Alcohol	A	A	A	A	A	A	B	B
Isobutyl Bromide	F	B	F	F	F	F	F	B
Isobutyl Chloride	F	B	F	F	F	F	F	B
Isobutyl Ether	C	C	C	A	C	A	F	F
Isobutyl Formate	C	C	C	C	C	C	•	•
Isobutylamine	F	B	B	A	F	A	F	F
Isobutylmethyl Ketone	B	B	B	A	B	A	F	F
Isodecyl Alcohol	A	A	A	A	A	A	A	B
Isooctane	C	C	C	A	C	A	A	A
Isopentane	C	C	C	A	C	A	A	A
Isophorone	B	B	B	B	B	B	F	F
Isophorone Diamine	F	C	C	B	F	B	•	•
Isophorone Diisocyanate	C	C	C	B	C	B	•	•
Isoprene	B	B	B	A	B	A	•	•
Isopropanolamine	F	B	B	A	F	A	F	F
Isopropyl Acetate	C	C	C	B	C	B	F	F
Isopropyl Alcohol	A	A	A	A	A	A	B	B
Isopropyl Benzene	B	B	B	B	B	B	F	A
Isopropyl Chloride	F	B	F	B	F	B	F	B
Isopropyl Ether	F	B	F	A	F	A	C	F
Isopropyl Toluene	B	B	B	B	B	B	F	A
Isopropylamine	F	B	B	A	F	A	B	F
Isovaleraldehyde	F	C	C	B	F	B	•	•
Jams	B	A	A	A	B	A	A	A
Jet Fuel	C	C	C	A	C	A	A	A
Kerosene	B	B	B	A	B	A	A	A
Ketones	B	B	B	A	B	A	F	F
Lactic Acid	F	A	B	A	F	A	C	A

Chemical or Material Conveyed	Hose Inner Wire				Coupling Material		Seal Material	
	w/Polypropylene Hose Liner		w/PTFE Hose Liner		Inserts/Stems			
	G Galvanized	P Polypropylene	S Stainless Steel	S Stainless Steel	Carbon Steel	Stainless Steel (316)	Nitrile (Petroleum Applications)	Viton® (Chemical Applications)
Lanolin	A	A	A	A	A	A	A	A
Lard	A	A	A	A	A	A	A	A
Latex	A	A	A	A	A	A	A	A
Lauryl Alcohol	B	B	B	A	B	A	A	B
Lead Acetate	F	A	A	A	F	A	C	C
Lead Salts	F	A	B	B	F	B	A	A
Ligroin	C	C	C	B	C	B	A	A
Limonene	B	B	B	A	B	A	•	•
Linseed Oil	A	A	A	A	A	A	A	A
Lubricating Oil	B	B	B	A	B	A	A	A
Magnesium Salts	F	A	B	B	F	B	A	A
Maleic Acid Solution	F	A	B	B	F	B	F	A
Maleic Anhydride Solution	F	B	B	B	F	B	F	A
Malic Acid Solution	F	B	B	B	F	B	B	A
Manganese Salts	F	A	B	B	F	B	A	A
Meat Juices	F	A	A	A	F	A	•	•
Mercuric Chloride	F	A	F	F	F	F	B	A
Mesityl Oxide	B	B	B	A	B	A	F	F
Methacrylic Acid	F	B	B	A	F	A	•	•
Methaxlene	F	B	B	B	F	B	•	•
Methyl Acetate	C	C	C	A	C	A	F	F
Methyl Acetone	B	B	B	A	B	A	F	F
Methyl Acrylate	B	B	B	A	B	A	F	F
Methyl Alcohol	A	A	A	A	A	A	A	C
Methyl Butyraldehyde	F	F	F	B	F	B	•	•
Methyl Carbitol	A	A	A	A	A	A	C	•
Methyl Cellosolve	B	B	B	B	B	B	C	F
Methyl Cellosolve Acetate	C	C	C	B	C	B	•	•
Methyl Chloride	C	C	C	A	C	A	C	A
Methyl Cyanide	B	B	B	A	B	A	C	F
Methyl Cyclohexane	B	B	B	A	B	A	F	B
Methyl Formate	C	C	C	A	C	A	F	C
Methyl Isobutyl Ketone	C	C	C	A	C	A	F	F
Methyl Methacrylate	C	C	C	A	C	A	F	F
Methyl Nitrobenzene	B	B	B	B	B	B	•	•
Methyl Pentene	B	B	B	A	B	A	•	•
Methylaceto Acetate	F	C	C	B	F	B	F	F
Methylamine	C	B	B	B	C	B	B	F
Methylamly Ketone	B	B	B	A	B	A	•	•
Methylamyl Acetate	C	C	C	A	C	A	C	C

(Continued on the following page)

Composite Hose and Chemical Table (Continued)

Key: A = Suitable for use @ 140°F

B = Suitable for use @ AMBIENT temperatures

C = Suitable for INTERMITTENT service only

F = Unsuitable – NOT RECOMMENDED

• = No data (contact Parker)

Chemical or Material Conveyed	Hose Inner Wire				Coupling Material		Seal Material	
	w/Polypropylene Hose Liner		w/PTFE Hose Liner		Inserts/Stems			
	G Galvanized	P Polypropylene	S Stainless Steel	S Stainless Steel	Carbon Steel	Stainless Steel (316)	Nitrile (Petroleum Applications)	Viton® (Chemical Applications)
Methylamyl Alcohol	B	B	B	A	B	A	•	•
Methylbutyl Alcohol	A	A	A	A	A	A	•	•
Methylbutyl Ketone (MBK)	B	B	B	A	B	A	•	•
Methylene Bromide	C	C	C	A	C	A	B	C
Methylene Chloride	C	C	C	B	C	B	F	C
Methylethyl Ketone	C	C	C	A	C	A	F	F
Methylethyl Pyridine	C	C	C	B	C	B	•	•
Methylheptyl Ketone	F	B	B	B	F	B	•	•
Methylstyrene	B	B	B	A	B	A	•	•
Methylter-Butyl Ether (MTBE)	C	C	C	A	C	A	F	F
Mineral Oil	B	B	B	A	B	A	A	A
Mineral Spirits	B	B	B	A	B	A	A	A
Molasses	A	A	A	A	A	A	F	A
Monochlorobenzene	C	B	B	B	C	B	F	B
Monoethanolamine	B	A	A	A	B	A	B	C
Monoethylamine	C	B	B	A	C	A	F	•
Monoisopropanolamine	F	B	B	B	F	B	B	F
Mononitrobenzene	B	B	B	A	B	A	•	•
Morpholine	C	B	B	A	C	A	F	A
Naptha	B	B	B	A	B	A	A	A
Naptha Solvent	C	C	C	A	C	A	A	A
Napthalene Solution	A	A	A	A	A	A	F	A
Neohexane	B	B	B	B	B	B	A	A
Nickel Chloride	F	A	C	B	F	B	A	A
Nickel Salts	F	A	B	B	F	B	A	A
Nitric Acid (>60%)	F	F	F	C	F	C	F	C
Nitric Acid (10%)	F	A	A	A	F	A	F	C
Nitric Acid (60%)	F	C	C	C	F	C	F	C
Nitrobenzene	B	B	B	A	B	A	F	B
Nitropropane	C	C	C	A	C	A	F	F
Nitrotoluene	B	B	B	A	B	A	C	C
Nonane	B	B	B	A	B	A	A	A
Nonyl Alcohol	B	B	B	A	B	A	A	B
Nonyl Phenol	C	B	B	A	C	A	•	•
Octane	B	B	B	A	B	A	A	A
Octanol	B	B	B	A	B	A	B	A
Octyl Acetate	C	C	C	A	C	A	F	F
Octyl Acrylate	B	B	B	A	B	A	•	•
Octyl Carbinol	B	B	B	A	B	A	A	B
Oils	B	B	B	A	B	A	A	A
Oleic Acid	F	B	B	A	F	A	B	C
Oleum	F	F	F	B	F	B	F	F
O-Nitrophenol Solution	F	A	A	A	F	A	C	F
Oxalic Acid	F	B	B	A	F	A	B	A
Palm Oil	B	B	B	A	B	A	A	A
Paraffin Wax	A	A	A	A	A	A	A	A
Pentane	B	B	B	A	B	A	A	A
Pentanol	A	A	A	A	A	A	A	B
Pentanone	B	B	B	A	B	A	F	F
Pentene	B	B	B	A	B	A	B	A
Perchloroethylene	C	C	C	A	C	A	C	A
Perchloric Acid	F	B	F	F	F	F	F	A
Petrolatum	A	A	A	A	A	A	A	A
Petroleum	A	A	A	A	A	A	A	A
Petroleum Ether	C	C	C	A	C	A	A	A
Petroleum Naptha	C	C	C	A	C	A	A	A
Phenol	B	A	A	A	B	A	F	A
Phenoxyethanol	C	C	C	B	C	B	•	•
Phenylhydrazine	F	C	C	B	F	B	•	•
Phosphoric Acid	F	A	A	A	F	A	C	A
Phosphorus	F	F	F	F	F	F	•	•
Phosphorus Oxochloride	F	C	F	F	F	F	F	A
Phosphorus Pentoxide	F	A	B	B	F	B	•	•
Phosphorus Trichloride	F	B	A	A	F	A	F	A
Phthalic Acid	F	B	B	B	F	B	•	•
Phthalic Anhydride	F	F	F	F	F	F	•	•
Picric Acid	F	B	B	B	F	B	C	C
Pine Oil	B	B	B	A	B	A	C	B
Pinene	B	B	B	A	B	A	A	A
Plasticisers	B	B	B	A	B	A	•	•
Polyethylene Glycol	B	B	B	A	B	A	A	A
Polyethylene Polyamines	F	C	C	A	F	A	A	A
Polypropylene Glycol	B	B	B	A	B	A	A	A
Potassium Salts	F	A	B	A	F	A	A	A
Propionaldehyde	F	C	C	A	F	A	C	F
Propionic Acid	F	B	B	A	F	A	C	F
Propionic Anhydride	F	C	C	B	F	B	•	•
Propionitrile	C	C	C	C	C	C	F	F
Propyl Acetate	C	C	C	A	C	A	F	F
Propyl Alcohol	A	A	A	A	A	A	A	A
Propylamine	F	B	B	A	F	A	C	F
Propylene Glycol	A	A	A	A	A	A	A	A
Propylene Oxide	F	B	B	B	F	B	F	F
Prussic Acid	F	A	A	A	F	A	•	•
Pyridine	F	B	B	A	F	A	F	F
Pyrosulphuric Acid	F	F	F	B	F	B	C	C
Salt Solution	F	A	B	A	F	A	A	A
Sea Water	F	A	B	B	F	B	A	A

(Continued on the following page)



Composite Hose and Chemical Table (Continued)

Key: A = Suitable for use @ 140°F
 B = Suitable for use @ AMBIENT temperatures
 C = Suitable for INTERMITTENT service only
 F = Unsuitable – NOT RECOMMENDED
 • = No data (contact Parker)

Chemical or Material Conveyed	Hose Inner Wire				Coupling Material		Seal Material	
	w/Polypropylene Hose Liner		w/PTFE Hose Liner		Inserts/ Stems			
	G Galvanized	P Polypropylene	S Stainless Steel	S Stainless Steel	Carbon Steel	Stainless Steel (316)	Nitrile (Petroleum Applications)	Viton® (Chemical Applications)
Sewage	F	B	B	B	F	B	A	A
Silicon Oil	A	A	A	A	A	A	A	A
Silver Halides	F	A	F	F	F	F	C	C
Silver Salts	F	A	B	B	F	B	A	A
Soap Solution	B	A	A	A	B	A	A	A
Sodium Chloride	F	A	F	F	F	F	A	A
Sodium Dichromate	F	B	F	F	F	F	F	C
Sodium Hydrosulfide	F	A	B	B	F	B	C	B
Sodium Hydroxide	F	A	B	B	F	B	C	C
Sodium Hypochlorite	F	C	F	F	F	F	F	A
Sodium Salts	F	A	B	B	F	B	B	A
Sodium Thiosulfate	F	A	B	B	F	B	A	A
Starch(aqueous)	B	A	A	A	B	A	A	A
Styrene Monomer	B	B	B	A	B	A	F	A
Sugar Syrup	A	A	A	A	A	A	A	A
Sulphamic Acid	F	A	A	A	F	A	B	C
Sulphur Dioxide	F	C	C	C	F	C	C	A
Sulphur Liquid	F	F	F	F	F	F	B	A
Sulphuric Acid (<20%)	F	B	C	B	F	B	B	A
Sulphuric Acid (>85%)	F	C	C	B	F	B	F	A
Sulphuric Acid (20%-80%)	F	B	F	C	F	C	F	A
Sulphurous Acid	F	B	B	B	F	B	C	A
Sulphuryl Chloride	F	F	F	F	F	F	C	A
Tall Oil	A	A	A	A	A	A	A	A
Tallow	A	A	A	A	A	A	A	A
Tannic Acid	F	A	A	A	F	A	C	A
Tartaric Acid	F	A	B	A	F	A	C	A
Tetrachloroethane	C	C	C	A	C	A	F	A
Tetrachloroethylene	C	C	C	A	C	A	F	A
Tetraethylene Glycol	B	B	B	A	B	A	A	A
Tetrahydrofuran	F	C	B	A	F	A	F	F
Tetrahydronaphthalene	C	C	C	A	C	A	•	•
Tetrathylene Pentamine	F	B	B	B	F	B	•	•
Thionyl Chloride	F	F	F	C	F	C	•	•
Tin Halides	F	A	F	F	F	F	A	A
Tin Salts	F	A	B	F	F	F	A	A
Titanium Tetrachloride	F	C	F	F	F	F	B	A
Toluene	C	C	C	A	C	A	C	A
Toluene Diisocyanate	B	B	B	A	B	A	C	B
Transmission Oil	B	B	B	A	B	A	B	A
Tributyl Phosphate	B	B	B	A	B	A	F	F
Tributylamine	B	B	B	A	B	A	B	F
Trichloroacetic Acid	F	A	B	B	F	B	C	F
Trichlorobenzene	F	C	C	A	F	A	F	B
Trichloroethane	C	C	C	A	C	A	F	A
Trichloropropane	C	C	C	A	C	A	F	A
Tricresyl Phosphate	B	B	B	A	B	A	F	A
Tridecanol	B	B	B	A	B	A	A	B
Triethylamine	F	B	B	B	F	B	A	F
Triethylbenzene	B	B	B	A	B	A	•	•
Triethylene Glycol	A	A	A	A	A	A	A	A
Triethylene Tetramine	F	B	B	A	F	A	•	•
Trimethyl Acetic Acid	F	A	A	A	F	A	•	•
Trimethyl Benzene	B	B	B	A	B	A	B	A
Trioctyl Phosphate	B	B	B	A	B	A	F	B
Trithanolamine	F	B	B	A	F	A	•	•
Tritolyl Phosphate	B	B	B	A	B	A	F	A
Turpentine	C	C	C	A	C	A	B	A
Urea/Ammonium Salt Solution	B	A	B	A	B	A	A	A
Valeraldehyde	C	C	C	A	C	A	C	F
Vaseline	A	A	A	A	A	A	A	A
Vinegar	F	A	A	A	F	A	C	A
Vinyl Acetate	F	B	B	A	F	A	F	A
Vinyl Ethyl Ether	C	C	C	A	C	A	•	•
Vinyl Toluene	B	B	B	A	B	A	F	A
Vinylidene Chloride	C	C	C	A	C	A	F	A
White Spirits	B	B	B	B	B	B	A	A
Wine	F	B	B	A	F	A	A	A
Xylene/Xylenol	B	B	B	A	B	A	C	A
Yeast(aqueous)	F	A	A	A	F	A	A	A
Zinc Halides	F	A	F	F	F	F	A	A
Zinc Salts	F	A	B	B	F	B	A	A

Metal/Coupling Corrosion Resistance Table

⚠WARNING! The following data has been compiled from generally available sources and should not be relied upon without consulting and following the specific recommendations of the manufacturer regarding particular coupling materials.

Key: E = Excellent • G = Good • C = Conditional • Blank = No Data • X = Not Recommended

Chemical Or Material Conveyed	Aluminum	Brass	Carbon Steel	Stainless Steel 202, 302, 304, 308	Stainless Steel 316	Stainless Steel 410, 416, 430
Acetate, Solvents, Crude	C	C		E	E	G
Acetate, Solvents, Pure	E	E		E	E	E
Acetic Acid	X	X	X	G	G	G
Acetic Acid Vapors	C	X	X	G	G	X
Acetic Anhydride	G	X	X	G	G	X
Acetone	E	E	E	E	E	E
Acetylene	E	X	E	E	E	E
Alcohols	E	G	E	E	E	E
Aluminum Sulfate	X	X	X	C	G	X
Alums	C	C	X	C	G	X
Ammonia Gas	C	X	E	E	E	E
Ammonium Chloride	C	X	X	C	C	X
Ammonium Hydroxide	G	X	X	E	E	C
Ammonium Nitrate	G	X	E	E	E	E
Ammonium Phosphate		X		E	E	E
Ammonium Phosphate, Acid		C		G	E	C
Ammonium Phosphate, Neutral	C	C	X	E	E	E
Ammonium Sulfate	X	X	X	G	G	G
Asphalt	E	E	E	E	E	E
Beer	E	E	X	E	E	E
Beet Sugar Liquors	E	G	C	E	E	G
Benzene, Benzol	E	E	E	E	E	E
Benzine	E	E	E	E	E	E
Biodiesel	E	X	G	E	E	E
Borax		E	G	E	E	E
Boric Acid	E	C	C	G	E	C
Butane, Butylene	E	E	E	E	E	E
Butadiene	E	E	E	E	E	E
Calcium Bisulfate		X		G	E	X
Calcium Hypochlorite	X	X	X	C	G	C
Cane Sugar Liquors	E	E	E	E	E	E
Carbon Dioxide, Dry	E	E	E	E	E	E
Carbon Dioxide, Wet, (AQ)	E	E	G	E	E	E
Carbon Disulfide	G	C	G	E	E	G
Carbon Tetrachloride	C	E	E	E	E	E
Chlorine, Dry	X	X	G	G	E	G
Chlorine, Wet	X	C	X	X	C	X
Chromic Acid	X	X		G	G	C
Citric Acid	E	X	X	X	E	C
Coke Oven Gas	G	C	E	E	E	E
Copper Sulfate	X	X	X	E	E	E
Core Oils		E		E	E	E
Cottonseed Oil	E	C	C	E	E	E
Creosote	E	C	G	E	E	E
Chemical Or Material Conveyed	Aluminum	Brass	Carbon Steel	Stainless Steel 202, 302, 304, 308	Stainless Steel 316	Stainless Steel 410, 416, 430
Ethers	E	C	C	E	E	E
Ethylene Glycol		G	G	E	E	E
Ferric Chloride	X	X	X	X	X	X
Ferric Sulfate	X	X	X	E	E	C
Formaldehyde, 50%	G	G	C	E	E	C
Formic Acid	X	G	X	E	E	E
Freon	E	E	C	E	E	E
Furfural	E	G	E	E	E	E
Gasoline, Refined	E	E	E	E	E	E
Gasoline, Sour	C	C	E	E	E	C
Gelatin	E	C	X	E	E	X
Glucose	E	E	E	E	E	E
Glue	E	E	E	E	E	E
Glycerine or Glycerol	E	G	E	E	E	E
Hydrochloric Acid, 37%	X	X	X	X	C	X
Hydrocyanic Acid, 10%	E	X	X	E	E	X
Hydrofluoric Acid	X	X	X	X	X	X
Hydrogen	E	E	E	E	E	E
Hydrogen Fluoride		C		X	E	X
Hydrogen Peroxide	E	X	C	G	E	E
Hydrogen Sulfide, Dry	C	C	C	G	C	C
Hydrogen Sulfide, Wet	X	X	X	G	E	X
Lacquers, Lacquer Solvents	E	G	C	E	E	E
Lactic Acid	C	X	X	C	G	E
Lime, Sulfur	G	X	G	E	G	E
Linseed Oil	E	E	E	E	E	E
Magnesium Chloride	X	C	C	G	X	X
Magnesium Hydroxide	X	G	E	E	E	E
Magnesium Sulfate	C	G	G	E	E	E
Mercuric Chloride	X	X	X	X	X	X
Mercury	X	X	E	E	E	E
Milk	X	C	X	E	E	G
Molasses	G	E	G	E	E	G
Natural Gas	E	G	E	E	E	E
Nickel Chloride	X	X	X	C	G	E
Nickel Sulfate	X	C	X	G	E	C
Nitric Acid	C	X	X	G	G	G
Oleic Acid	E	C	X	G	E	G
Oxalic Acid	X	X	X	G	E	C
Oxygen	E	E	E	E	E	E
Palmitic Acid	E	E	C	G	E	C
Petroleum Oils, Sour		C		E	E	C
Petroleum Oils, Refined	E	E	E	E	E	E
Phosphoric Acid, 25%	X	X	X	C	E	C

(Continued on the following page)

Metal/Coupling Corrosion Resistance Table (Continued)

Key: E = Excellent • G = Good • C = Conditional • Blank = No Data • X = Not Recommended

Chemical Or Material Conveyed	Aluminum	Brass	Carbon Steel	Stainless Steel 202, 302, 304, 308	Stainless Steel 316	Stainless Steel 410, 416, 430
Phosphoric Acid, 25%-50%	X	X	X	X	G	C
Phosphoric Acid, 50%-85%	X	X	X	X	G	C
Picric Acid	C	X	X	C	E	C
Potassium Chloride	X	E	C	G	C	C
Potassium Hydroxide	X	X	X	E	E	E
Potassium Sulfate	E	C	G	E	E	E
Propane	E	E	E	E	E	E
Rosin			X	E	E	E
Shellac	G	G		E	E	E
Sludge Acid		X		X	C	X
Soda Ash	X	C	E	E	E	E
Sodium Bicarbonate	X	C	X	E	E	E
Sodium Bisulfate	C	X	X	E	E	C
Sodium Chloride	E	E	C	G	C	E
Sodium Cyanide	X	X	G	E	E	E
Sodium Hydroxide	X	X	X	G	G	G
Sodium Hypochlorite	X	X	X	X	X	X
Sodium Metaphosphate	E	X	X	E	E	G
Sodium Nitrate	E	C	E	E	E	E
Sodium Perborate	E	C	C	E	E	E
Sodium Peroxide	E	X	X	E	E	E
Sodium Phosphate, Acid		G	G	G	E	E
Sodium Phosphate, Alkaline		C	C	E	E	E
Sodium Phosphate, Neutral		G	C	E	E	E
Sodium Silicate	X	C	E	E	E	E
Sodium Sulfate	C	G	E	E	E	E
Sodium Sulfide		X	X	E	E	E
Sodium Thiosulfate	G	X	X	E	E	E

Chemical Or Material Conveyed	Aluminum	Brass	Carbon Steel	Stainless Steel 202, 302, 304, 308	Stainless Steel 316	Stainless Steel 410, 416, 430
Stearic Acid	C	C	X	G	E	G
Sulfate Liquors		X	X	E	E	E
Sulfur	C	X	X	G	E	C
Sulfur Chloride	X	X	X	X	X	X
Sulfur Dioxide, Dry	E	E	G	E	E	E
Sulfur Dioxide, Wet	C	X		G	E	X
Sulfuric Acid, 1%-50%	C	X	X	X	G	X
Sulfuric Acid, 50%-70%	X	X	X	X	C	X
Sulfuric Acid, 70%-90%	X	X	X	X	X	X
Sulfuric Acid, 90%-98%	X	X	X	X	X	X
Sulfurous Acid	X	X	X	C	G	C
Tannic Acid	X	C	X	E	E	C
Tar	E	G	E	E	E	G
Toluene, Toluol	E	E	E	E	E	E
Trichlorethylene	E	E	C	E	E	E
Turpentine	E	E	E	E	E	E
Varnish		C	X	E	E	C
Vegetable Oils	E	G	E	E	E	E
Vinegar	X	X	X	G	E	E
Water, Acid	X	X	X	E	E	G
Water, Fresh	C	E	E	E	E	E
Water, Salt	X	X	X	G	G	C
Whiskey		G	X	E	E	C
Wines		G	X	E	E	C
Xylene, Xylol	E	E	G	E	E	E
Zinc Chloride	X	X	X	C	C	X
Zinc Sulfate	C	C	X	G	E	E

OFFER OF SALE

The items described in this document and other documents and descriptions provided by Parker Hannifin Corporation, its subsidiaries and its authorized distributors ("Seller") are hereby offered for sale at prices to be established by Seller. This offer and its acceptance by any customer ("Buyer") shall be governed by all of the following Terms and Conditions. Buyer's order for any item described in its document, when communicated to Seller verbally, or in writing, shall constitute acceptance of this offer. All goods or work described will be referred to as "Products".

1. Terms and Conditions. Seller's willingness to offer Products, or accept an order for Products, to or from Buyer is expressly conditioned on Buyer's assent to these Terms and Conditions and to the terms and conditions found on-line at www.parker.com/saleterms/. Seller objects to any contrary or additional term or condition of Buyer's order or any other document issued by Buyer.

2. Price Adjustments; Payments. Prices stated on the reverse side or preceding pages of this document are valid for 30 days. After 30 days, Seller may change prices to reflect any increase in its costs resulting from state, federal or local legislation, price increases from its suppliers, or any change in the rate, charge, or classification of any carrier. The prices stated on the reverse or preceding pages of this document do not include any sales, use, or other taxes unless so stated specifically. Unless otherwise specified by Seller, all prices are F.O.B. Seller's facility, and payment is due 30 days from the date of invoice. After 30 days, Buyer shall pay interest on any unpaid invoices at the rate of 1.5% per month or the maximum allowable rate under applicable law.

3. Delivery Dates; Title and Risk; Shipment. All delivery dates are approximate and Seller shall not be responsible for any damages resulting from any delay. Regardless of the manner of shipment, title to any products and risk of loss or damage shall pass to Buyer upon tender to the carrier at Seller's facility (i.e., when it's on the truck, it's yours). Unless otherwise stated, Seller may exercise its judgment in choosing the carrier and means of delivery. No deferment of shipment at Buyer's request beyond the respective dates indicated will be made except on terms that will indemnify, defend and hold Seller harmless against all loss and additional expense. Buyer shall be responsible for any additional shipping charges incurred by Seller due to Buyer's changes in shipping, product specifications or in accordance with Section 13, herein.

4. Warranty. Seller warrants that the Products sold hereunder shall be free from defects in material or workmanship for a period of twelve months from the date of delivery to Buyer or 2,000 hours of normal use, whichever occurs first. This warranty is made only to Buyer and does not extend to anyone to whom Products are sold after purchased from Seller. The prices charged for Seller's products are based upon the exclusive limited warranty stated above, and upon the following disclaimer: **DISCLAIMER OF WARRANTY: THIS WARRANTY COMPRISES THE SOLE AND ENTIRE WARRANTY PERTAINING TO PRODUCTS PROVIDED HEREUNDER. SELLER DISCLAIMS ALL OTHER WARRANTIES, EXPRESS AND IMPLIED, INCLUDING MERCHANTABILITY AND FITNESS FOR A PARTICULAR PURPOSE.**

5. Claims; Commencement of Actions. Buyer shall promptly inspect all Products upon delivery. No claims for shortages will be allowed unless reported to the Seller within 10 days of delivery. No other claims against Seller will be allowed unless asserted in writing within 60 days after delivery or, in the case of an alleged breach of warranty, within 30 days after the date within the warranty period on which the defect is or should have been discovered by Buyer. Any action based upon breach of this agreement or upon any other claim arising out of this sale (other than an action by Seller for any amount due to Seller from Buyer) must be commenced within thirteen months from the date of tender of delivery by Seller or, for a cause of action based upon an alleged breach of warranty, within thirteen months from the date within the warranty period on which the defect is or should have been discovered by Buyer.

6. LIMITATION OF LIABILITY. UPON NOTIFICATION, SELLER WILL, AT ITS OPTION, REPAIR OR REPLACE A DEFECTIVE PRODUCT, OR REFUND THE PURCHASE PRICE. **IN NO EVENT SHALL SELLER BE LIABLE TO BUYER FOR ANY SPECIAL, INDIRECT, INCIDENTAL OR CONSEQUENTIAL DAMAGES ARISING OUT OF, OR AS THE RESULT OF, THE SALE, DELIVERY, NON-DELIVERY, SERVICING, USE OR LOSS OF USE OF THE PRODUCTS OR ANY PART THEREOF, OR FOR ANY CHARGES OR EXPENSES OF ANY NATURE INCURRED WITHOUT SELLER'S WRITTEN CONSENT, EVEN IF SELLER HAS BEEN NEGLIGENT, WHETHER IN CONTRACT, TORT OR OTHER LEGAL THEORY. IN NO EVENT SHALL SELLER'S LIABILITY UNDER ANY CLAIM MADE BY BUYER EXCEED THE PURCHASE PRICE OF THE PRODUCTS.**

7. Contingencies. Seller shall not be liable for any default or delay in performance if caused by circumstances beyond the reasonable control of Seller.

8. User Responsibility. The user, through its own analysis and testing, is solely responsible for making the final selection of the system and Product and assuring that all performance, endurance, maintenance, safety and warning requirements of the application are met. The user must analyze all aspects of the application and follow applicable industry standards and Product information. If Seller provides Product or system options, the user is responsible for determining that such data and specifications are suitable and sufficient for all applications and reasonably foreseeable uses of the Products or systems.

9. Loss to Buyer's Property. Any designs, tools, patterns, materials, drawings, confidential information or equipment furnished by Buyer or any other items which become Buyer's property, may be considered obsolete and may be destroyed by Seller after two consecutive years have elapsed without Buyer placing an order for the items which are manufactured using such property. Seller shall not be responsible for any loss or damage to such property while it is in Seller's possession or control.

10. Special Tooling. A tooling charge may be imposed for any special tooling, including without limitation, dies, fixtures, molds and patterns, acquired to manufacture Products. Such special tooling shall be and remain Seller's property notwithstanding payment of any charges by Buyer. In no event will Buyer acquire any interest in apparatus belonging to Seller which is utilized in the manufacture of the Products, even if such apparatus has been specially converted or adapted for such manufacture and notwithstanding any charges paid by Buyer. Unless otherwise agreed, Seller shall have the right to alter, discard or otherwise dispose of any special tooling or other property in its sole discretion at any time.

11. Buyer's Obligation; Rights of Seller. To secure payment of all sums due or otherwise, Seller shall retain a security interest in the goods delivered and this agreement shall be deemed a Security Agreement under the Uniform Commercial Code. Buyer authorizes Seller as its attorney to execute and file on Buyer's behalf all documents Seller deems necessary to perfect its security interest. Seller shall have a security interest in, and lien upon, any property of Buyer in Seller's possession as security for the payment of any amounts owed to Seller by Buyer.

12. Improper use and Indemnity. Buyer shall indemnify, defend, and hold Seller harmless from any claim, liability, damages, lawsuits, and costs (including attorney fees), whether for personal injury, property damage, patent, trademark or copyright infringement or any other claim, brought by or incurred by Buyer, Buyer's employees, or any other person, arising out of: (a) improper selection, improper application or other misuse of Products purchased by Buyer from Seller; (b) any act or omission, negligent or otherwise, of Buyer; (c) Seller's use of patterns, plans, drawings, or specifications furnished by Buyer to manufacture Product; or (d) Buyer's failure to comply with these terms and conditions. Seller shall not indemnify Buyer under any circumstance except as otherwise provided.

13. Cancellations and Changes. Orders shall not be subject to cancellation or change by Buyer for any reason, except with Seller's written consent and upon terms that will indemnify, defend and hold Seller harmless against all direct, incidental and consequential loss or damage. Seller may change product features, specifications, designs and availability with notice to Buyer.

14. Limitation on Assignment. Buyer may not assign its rights or obligations under this agreement without the prior written consent of Seller.

15. Entire Agreement. This agreement contains the entire agreement between the Buyer and Seller and constitutes the final, complete and exclusive expression of the terms of the agreement. All prior or contemporaneous written or oral agreements or negotiations with respect to the subject matter are herein merged.

16. Waiver and Severability. Failure to enforce any provision of this agreement will not waive that provision nor will any such failure prejudice Seller's right to enforce that provision in the future. Invalidation of any provision of this agreement by legislation or other rule of law shall not invalidate any other provision herein. The remaining provisions of this agreement will remain in full force and effect.

17. Termination. This agreement may be terminated by Seller for any reason and at any time by giving Buyer thirty (30) days written notice of termination. In addition, Seller may by written notice immediately terminate this agreement for the following: (a) Buyer commits a breach of any provision of this agreement (b) the appointment of a trustee, receiver or custodian for all or any part of Buyer's property (c) the filing of a petition for relief in bankruptcy of the other Party on its own behalf, or by a third party (d) an assignment for the benefit of creditors, or (e) the dissolution or liquidation of the Buyer.

18. Governing Law. This agreement and the sale and delivery of all Products hereunder shall be deemed to have taken place in and shall be governed and construed in accordance with the laws of the State of Ohio, as applicable to contracts executed and wholly performed therein and without regard to conflicts of laws principles. Buyer irrevocably agrees and consents to the exclusive jurisdiction and venue of the courts of Cuyahoga County, Ohio with respect to any dispute, controversy or claim arising out of or relating to this agreement. Disputes between the parties shall not be settled by arbitration unless, after a dispute has arisen, both parties expressly agree in writing to arbitrate the dispute.

19. Indemnity for Infringement of Intellectual Property Rights. Seller shall have no liability for infringement of any patents, trademarks, copyrights, trade dress, trade secrets or similar rights except as provided in this Section. Seller will defend and indemnify Buyer against allegations of infringement of U.S. patents, U.S. trademarks, copyrights, trade dress and trade secrets ("Intellectual Property Rights"). Seller will defend at its expense and will pay the cost of any settlement or damages awarded in an action brought against Buyer based on an allegation that a Product sold pursuant to this Agreement infringes the Intellectual Property Rights of a third party. Seller's obligation to defend and indemnify Buyer is contingent on Buyer notifying Seller within ten (10) days after Buyer becomes aware of such allegations of infringement, and Seller having sole control over the defense of any allegations or actions including all negotiations for settlement or compromise. If a Product is subject to a claim that it infringes the Intellectual Property Rights of a third party, Seller may, at its sole expense and option, procure for Buyer the right to continue using the Product, replace or modify the Product so as to make it noninfringing, or offer to accept return of the Product and return the purchase price less a reasonable allowance for depreciation. Notwithstanding the foregoing, Seller shall have no liability for claims of infringement based on information provided by Buyer, or directed to Products delivered hereunder for which the designs are specified in whole or part by Buyer, or infringements resulting from the modification, combination or use in a system of any Product sold hereunder. The foregoing provisions of this Section shall constitute Seller's sole and exclusive liability and Buyer's sole and exclusive remedy for infringement of Intellectual Property Rights.

20. Taxes. Unless otherwise indicated, all prices and charges are exclusive of excise, sales, use, property, occupational or like taxes which may be imposed by any taxing authority upon the manufacture, sale or delivery of Products.

21. Equal Opportunity Clause. For the performance of government contracts and where dollar value of the Products exceed \$10,000, the equal employment opportunity clauses in Executive Order 11246, VEVRAA, and 41 C.F.R. §§ 60-1.4(a), 60-741.5(a), and 60-250.4, are hereby incorporated.

1/09

Parker's Motion & Control Product Groups

At Parker, we're guided by a relentless drive to help our customers become more productive and achieve higher levels of profitability by engineering the best systems for their requirements. It means looking at customer applications from many angles to find new ways to create value. Whatever the motion and control technology need, Parker has the experience, breadth of product and global reach to consistently deliver. No company knows more about motion and control technology than Parker.

**For further information
call 1-800-272-7537
(1-800-C-Parker).**



Aerospace

Key Markets

Aftermarket services
Commercial transports
Engines
General & business aviation
Helicopters
Launch vehicles
Military aircraft
Missiles
Power generation
Regional transports
Unmanned aerial vehicles

Key Products

Control systems & actuation products
Engine systems & components
Fluid conveyance systems & components
Fluid metering, delivery & atomization devices
Fuel systems & components
Fuel tank inerting systems
Hydraulic systems & components
Thermal management
Wheels & brakes



Automation

Key Markets

Alternative energy
Conveyor & material handling
Factory automation
Food & beverage
Life sciences & medical
Machine tools
Packaging machinery
Paper machinery
Plastics machinery
Primary metals
Safety & security
Semiconductor & electronics
Transportation & automotive

Key Products

AC/DC drives & systems
Air preparation
Electric actuators, gantry robots & slides
Human machine interfaces
Inverters
Manifolds
Miniature fluidics
Pneumatic actuators & grippers
Pneumatic valves & controls
Rotary actuators
Stepper motors, servo motors, drives & controls
Structural extrusions
Vacuum generators, cups & sensors



Climate & Industrial Controls

Key Markets

Agriculture
Air conditioning
Construction Machinery
Food & beverage
Industrial machinery
Life sciences
Oil & gas
Precision cooling
Process
Refrigeration
Transportation

Key Products

Accumulators
Advanced actuators
CO₂ controls
Electronic controllers
Filter driers
Hand shut-off valves
Heat exchangers
Hose & fittings
Pressure regulating valves
Refrigerant distributors
Safety relief valves
Smart pumps
Solenoid valves
Thermostatic expansion valves



Filtration

Key Markets

Aerospace
Food & beverage
Industrial plant & equipment
Life sciences
Marine
Mobile equipment
Oil & gas
Power generation & renewable energy
Process
Transportation
Water Purification

Key Products

Analytical gas generators
Compressed air filters & dryers
Engine air, coolant, fuel & oil filtration systems
Fluid condition monitoring systems
Hydraulic & lubrication filters
Hydrogen, nitrogen & zero air generators
Instrumentation filters
Membrane & fiber filters
Microfiltration
Sterile air filtration
Water desalination & purification filters & systems



Fluid Connectors

Key Markets

Aerial lift
Agriculture
Bulk chemical handling
Construction machinery
Food & beverage
Fuel & gas delivery
Industrial machinery
Life sciences
Marine
Mining
Mobile
Oil & gas
Renewable energy
Transportation

Key Products

Check valves
Connectors for low pressure fluid conveyance
Deep sea umbilicals
Diagnostic equipment
Hose couplings
Industrial hose
Mooring systems & power cables
PTFE hose & tubing
Quick couplings
Rubber & thermoplastic hose
Tube fittings & adapters
Tubing & plastic fittings



Hydraulics

Key Markets

Aerial lift
Agriculture
Alternative energy
Construction machinery
Forestry
Industrial machinery
Machine tools
Marine
Material handling
Mining
Oil & gas
Power generation
Refuse vehicles
Renewable energy
Truck hydraulics
Turf equipment

Key Products

Accumulators
Cartridge valves
Electrohydraulic actuators
Human machine interfaces
Hybrid drives
Hydraulic cylinders
Hydraulic motors & pumps
Hydraulic systems
Hydraulic valves & controls
Hydrostatic steering
Integrated hydraulic circuits
Power take-offs
Power units
Rotary actuators
Sensors



Instrumentation

Key Markets

Alternative fuels
Biopharmaceuticals
Chemical & refining
Food & beverage
Marine & shipbuilding
Medical & dental
Microelectronics
Nuclear Power
Offshore oil exploration
Oil & gas
Pharmaceuticals
Power generation
Pulp & paper
Steel
Water/wastewater

Key Products

Analytical Instruments
Analytical sample conditioning products & systems
Chemical injection fittings & valves
Fluoropolymer chemical delivery fittings, valves & pumps
High purity gas delivery fittings, valves, regulators & digital flow controllers
Industrial mass flow meters/controllers
Process control double block & bleeds
Process control fittings, valves, regulators & manifold valves
Permanent no-weld tube fittings
Precision industrial regulators & flow controllers



Seal

Key Markets

Aerospace
Chemical processing
Consumer
Fluid power
General industrial
Information technology
Life sciences
Microelectronics
Military
Oil & gas
Power generation
Renewable energy
Telecommunications
Transportation

Key Products

Dynamic seals
Elastomeric o-rings
Electro-medical instrument design & assembly
EMI shielding
Extruded & precision-cut, fabricated elastomeric seals
High temperature metal seals
Homogeneous & inserted elastomeric shapes
Medical device fabrication & assembly
Metal & plastic retained composite seals
Shielded optical windows
Silicone tubing & extrusions
Thermal management
Vibration dampening



ENGINEERING YOUR SUCCESS.

Parker Fluid Connectors Group

North American Divisions & Distribution Service Centers

Your complete source for quality tube fittings, hose & hose fittings, brass & composite fittings, quick-disconnect couplings, valves and assembly tools, locally available from a worldwide network of authorized distributors.

Fittings:

Available in inch and metric sizes covering SAE, BSP, DIN, GAZ, JIS and ISO thread configurations, manufactured from steel, stainless steel, brass, aluminum, nylon and thermoplastic.

Hose, Tubing and Bundles:

Available in a wide variety of sizes and materials including rubber, wire-reinforced, thermoplastic, hybrid and custom compounds.

Worldwide Availability:

Parker operates Fluid Connectors manufacturing locations and sales offices throughout North America, South America, Europe and Asia-Pacific.

For information, call toll free...

**1-800-C-PARKER
(1-800-272-7537)**

North American Divisions

Energy Products Division

Stafford, TX
phone 281 566 4500
fax 281 530 5353

Fluid System Connectors Division

Otsego, MI
phone 269 694 9411
fax 269 694 4614

Hose Products Division

Wickliffe, OH
phone 440 943 5700
fax 440 943 3129

Industrial Hose Division

Strongsville, OH
phone 440 268 2120
fax 440 268 2230

Parflex Division

Ravenna, OH
phone 330 296 2871
fax 330 296 8433

Quick Coupling Division

Minneapolis, MN
phone 763 544 7781
fax 763 544 3418

Tube Fittings Division

Columbus, OH
phone 614 279 7070
fax 614 279 7685

Distribution Service Centers

Buena Park, CA

phone 714 522 8840
fax 714 994 1183

Conyers, GA

phone 770 929 0330
fax 770 929 0230

Louisville, KY

phone 502 937 1322
fax 502 937 4180

Portland, OR

phone 503 283 1020
fax 503 283 2201

Toledo, OH

phone 419 878 7000
fax 419 878 7001
fax 419 878 7420
(FCG Kit Operations)

Canada

Grimsby, ONT

phone 905 945 2274
fax 905 945 3945
(Contact Grimsby for other Service Center locations.)



Parker Industrial Hose

Catalog 4800 October 2011

Welcome!

How to Use This Catalog

This digital catalog allows you to easily access information from Catalog 4800 directly from any device that reads a PDF file. It is best viewed using the Adobe® Reader®. Other readers may function differently or not show the pages properly.

Here are some tips to make navigating through your catalog in Adobe® Reader® easier. These illustrations apply specifically to Reader® for PCs. Although the functionality is the same, the screen layout and icons may look differently on Macintosh computers.


← **Bookmarks:** At the left you'll find the bookmarks panel. It will be visible everytime you open the catalog and we recommend keeping it open. It allows you to easily jump to Parker websites, the Safety Guide, Table of Contents, Indices and each section of the catalog. Simply click on any text and you will immediately be taken to that location.

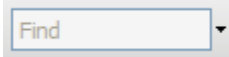
If you want to close the bookmarks panel to provide more viewing area on your screen, click on the small triangle in the upper right of the panel.

To expand the panel after closing it, click on the bookmarks icon in the left margin.



Links: There is a great deal of text within the catalog that has been linked to whatever the text references. [Linked text is blue](#). Simply click on any blue text to be taken to the link.

Back Button: There is a "Back" button on every page located in the top left corner. Clicking this →  button takes you to the page you were most recently viewing. For example, if you clicked a link that took you from page 52 to page 98, clicking the Back button will return you to page 52. Continuing to click the Back button will take you to previous pages until you reach the opening page.

Search Feature: Adobe® Reader® has a powerful search function built into it. You can access this through the Edit menu. You may also have a "Find" box in your top toolbar. It looks like this: →  Type in what you are looking for and Reader® will find every incidence of the word or words.

Page Up, Page Down: Of course you can page through the catalog using your Page Up and Page Down keys or simply scroll.



ENGINEERING YOUR SUCCESS.