


ANCHORS

GLOBAL SINGLE EXPANSION SHIELDS



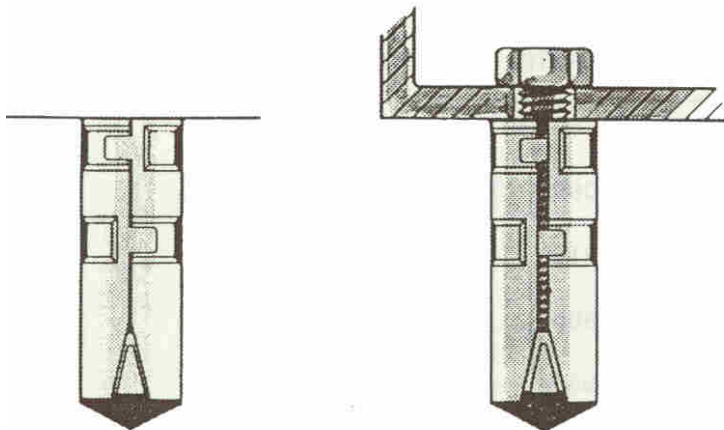
IDEAL FOR USE IN:

- RUST-PROOF
- MEETS OR EXCEEDS GSA SPECIFICATIONS
FF-S-325, GROUP II, TYPE2, CLASS 2, STYLE 1

- ROCK
- CONCRETE
- BRICK

<u>PART #</u>	<u>BOLT DIAMETER</u>	<u>DRILL SIZE</u>	<u>ANCHOR LENGTH</u>	<u>PULLOUT 3700psi CONCRETE</u>	<u>PACK</u>
L24-573310	1/4	1/2	1-5/16	1760	(CF)
L24-573320	5/16	5/8	1-1/2	2080	(CF)
L24-573330	3/8	5/8	1-1/2	2310	(CF)
L24-573340	1/2	7/8	2"	3600	(BA)
L24-573350	5/8	1"	2-5/8	5980	(BA)
L24-573360	3/4	1-1/4	2-3/4	8910	(F)

EASY INSTALLATION




- DRILL
- INSERT THREADED END FIRST
- POSITION FIXTURE
- INSERT SCREW OR BOLT AND TIGHTEN



GLOBAL INDUSTRIAL PRODUCTS

ANCHORS

GLOBAL DOUBLE EXPANSION SHIELDS



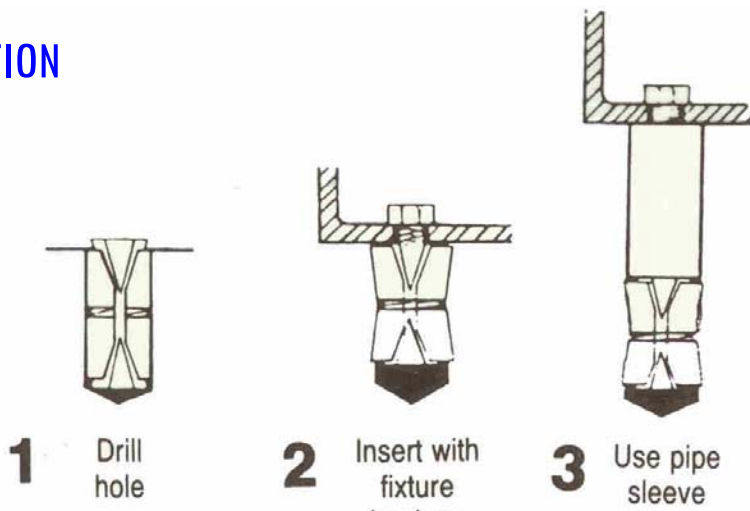
- HEAVY DUTY
- RUST-PROOF
- VIBRATION RESISTANT
- PERMITS FASTENINGS AT ANY DEPTH
- MEETS OR EXCEEDS GSA SPECIFICATIONS
FF-S-325, GROUP II, TYPE2, CLASS 2, STYLE 1

IDEAL FOR USE IN:

- ROCK
- CONCRETE
- BRICK
- ANY MATERIAL OF
DUBIOUS STRENGTH

<u>PART #</u>	<u>BOLT DIAMETER</u>	<u>DRILL SIZE</u>	<u>ANCHOR LENGTH</u>	<u>PULLOUT 3700psi CONCRETE</u>	<u>PACK</u>
L24-573510	1/4	1/2	1"	1990	(CF)
L24-573520	5/16	5/8	1-1/4	2250	(CF)
L24-573530	3/8	5/8	1-1/2	4010	(CF)
L24-573540	1/2	7/8	2"	4880	(BA)
L24-573550	5/8	1"	2-1/4	6200	(BA)
L24-573560	3/4	1-1/4	2-7/8	9650	(F)

EASY INSTALLATION



GLOBAL INDUSTRIAL PRODUCTS