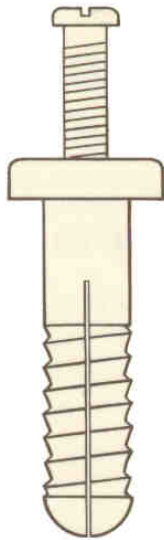


ANCHORS

GLOBALLOY




NYLON DRIVE SCREW ANCHOR

FOR USE IN ALL SOLID OR HOLLOW WALL MATERIALS



HAMMER - IN
SCREW - OUT

- Nylon Anchor — serrated for positive, strong grip
- Steel Drive Screw — slotted for easy removal
- Resists Rust and Corrosion
- Resists Fungus, Alkalies, Chemicals
- Non-Conductor of Electricity
- Permits attachment of two materials as thin as 1/16 inch.
- Vibration and shock resistant
- Re-Usable

	PART NUMBER	ANCHOR SIZE	DRIVE-SCREW SIZE	DRILL SIZE	HOLDING POWER (LBS)	PACK
ROUND HEAD 	L16-245026	3/16 X 1"	1/8 X 1-1/8	3/16	240	(BAA)
	L16-245030	3/16 X 1-1/2	1/8 X 1-5/8	3/16	305	(BAA)
	L16-245032	1/4 X 1"	1/8 X 1-1/8	1/4	255	(BAA)
	L16-245034	1/4 X 1-1/2	1/8 X 1-5/8	1/4	300	(BAA)
	L16-245036	1/4 X 2"	1/8 X 2-1/4	1/4	320	(BAA)
FLAT HEAD 	L16-245012	3/16 X 1"	1/8 X 1-1/8	3/16	280	(BAA)
	L16-245020	1/4 X 1"	1/8 X 1-1/8	1/4	255	(BAA)
	L16-245022	1/4 X 1-1/2	1/8 X 1-5/8	1/4	300	(BAA)
	L16-245024	1/4 X 2"	1/8 X 2-1/4	1/4	320	(BAA)
TRUSS HEAD 	L16-245042	3/16 X 1"	1/8 X 1-1/8	3/16	250	(BAA)
	L16-245046	1/4 X 3/4	1/8 X 3/4	1/4	225	(BAA)
	L16-245048	1/4 X 1"	1/8 X 1-1/8	1/4	235	(BAA)
	L16-245050	1/4 X 1-1/2	1/8 X 1-5/8	1/4	290	(BAA)
	L16-245052	1/4 X 2"	1/8 X 2-1/4	1/4	320	(BAA)



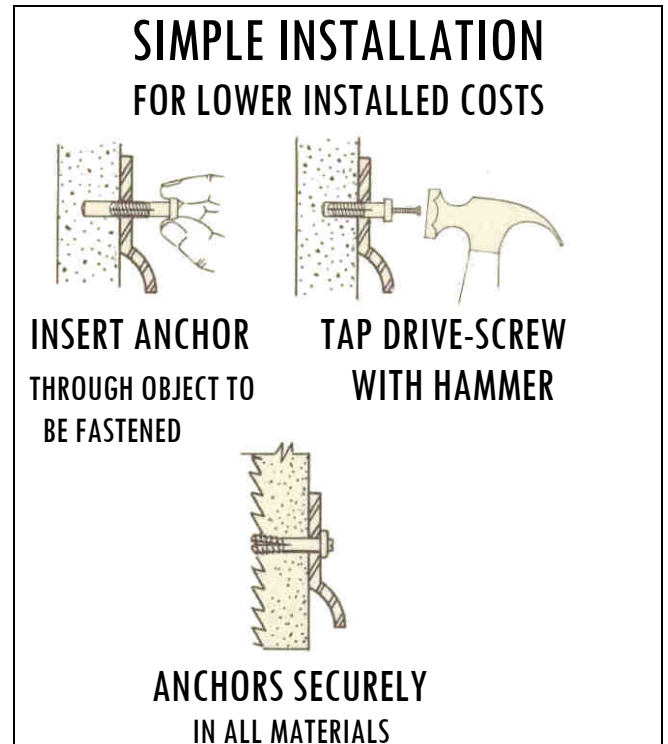
GLOBAL INDUSTRIAL PRODUCTS

ADDITIONAL FEATURES:

- NYLON DRIVE SCREW ANCHORS FUNCTION AS AN ANCHOR, A TOGGLE, A BLIND FASTENER OR RIVET
- WORKS EFFECTIVELY IN SOLID OR HOLLOW CONSTRUCTION, IN ALL TYPES OF MATERIALS INCLUDING:
 - CONCRETE
 - GLASS
 - WOOD
 - PLASTIC
 - PLASTER
 - METAL
 - STONE
 - MARBLE
- CAN BE USED INDOOR AND OUT, IN ANY POSITION
- STRONG — SHEAR STRENGTH RANGES UP TO 970 LBS
- TENSILE STRENGTH RANGES UP TO 370 LBS
IN AVERAGE CONCRETE

APPLICATIONS:

- JUNCTION BOX
- CONTROL PANEL
- PIPE CLAMPING
- CABLE CLAMPING
- ELECTRIC FIXTURES
- DRAPERY HARDWARE
- SHELVING
- PICTURES
- SIGNS
- UNDER FLOOR DUCT



GLOBAL INDUSTRIAL PRODUCTS