

ANCHORS


GLOBAL TOGGLE BOLTS

w/ SPRING ACTION TOGGLE WINGS


- FOR EASY INSTALLATION IN HOLLOW WALL, TILE, SHEET METAL
- **IMPREGNO-PLATED** FOR MAXIMUM PROTECTION AGAINST RUST AND CORROSION




PART #	DESCRIPTION	PACK	DRILL SIZE
L10-525148	1/8 X 3" ROUND HD TOGGLE BOLT	(FA)	3/8"
L10-525150	1/8 X 4" ROUND HD TOGGLE BOLT	(FA)	3/8"




PART #	DESCRIPTION	PACK	DRILL SIZE
L10-525152	3/16 X 3" ROUND HD TOGGLE BOLT	(FA)	1/2"
L10-525154	3/16 X 4" ROUND HD TOGGLE BOLT	(FA)	1/2"
L10-525156	3/16 X 5" ROUND HD TOGGLE BOLT	(FA)	1/2"
L10-525158	3/16 X 6" ROUND HD TOGGLE BOLT	(FA)	1/2"



PART #	DESCRIPTION	PACK	DRILL SIZE
L10-525160	1/4-20 X3 ROUND HD TOGGLE BOLT	(CF)	5/8"
L10-525162	1/4-20 X4 ROUND HD TOGGLE BOLT	(CF)	5/8"
L10-525164	1/4-20 X5 ROUND HD TOGGLE BOLT	(CF)	5/8"
L10-525166	1/4-20 X6 ROUND HD TOGGLE BOLT	(CF)	5/8"



PART #	DESCRIPTION	PACK	DRILL SIZE
L10-525168	5/16-18X3 ROUND HD TOGGLE BOLT	(CF)	3/4"
L10-525170	5/16-18X4 ROUND HD TOGGLE BOLT	(CF)	3/4"
L10-525172	5/16-18X5 ROUND HD TOGGLE BOLT	(CF)	3/4"
L10-525174	5/16-18X6 ROUND HD TOGGLE BOLT	(CF)	3/4"



PART #	DESCRIPTION	PACK	DRILL SIZE
L10-525176	3/8-16 X4 ROUND HD TOGGLE BOLT	(BF)	7/8"
L10-525178	3/8-16 X6 ROUND HD TOGGLE BOLT	(BF)	7/8"

PART #	DESCRIPTION	PACK
L11-525180	1/8-32 TOGGLE WING	(BAA)
L11-525182	3/16-24 TOGGLE WING	(BAA)
L11-525184	1/4-20 TOGGLE WING	(BAA)
L11-525186	5/16-18 TOGGLE WING	(FA)
L11-525188	3/8-16 TOGGLE WING	(FA)



GLOBAL INDUSTRIAL PRODUCTS

ANCHORS

GLOBAL

TOGGLE BOLTS

DESIGNED SPECIFICALLY FOR MAINTENANCE

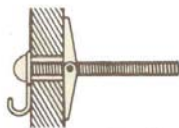


- EASY INSTALLATION in hollow wall, tile and concrete block
- FLUSH TIGHT “WING” FIT provides maximum bearing surface and greater load capacity
- AUTOMATIC “WING” SPRING ACTION
- BOLTS THREADED TO THE HEAD
- SMOOTH – ROLLED THREADS for quick and easy installation
- **IMPREGNO-PLATED** FOR MAXIMUM PROTECTION AGAINST RUST AND CORROSION


GLOBAL TOGGLE BOLTS		ORDINARY TOGGLE BOLTS	
<u>FLUSH TIGHT FIT</u> Provides maximum bearing surface & greater load capacity because of positive spring action			<u>LOOSE FIT</u> toggles don't open up completely
<u>NO DISTORTED SLOTS</u>			<u>DISTORTED SLOTS</u>
<u>SMOOTH ROLLED THREADS</u> FOR FAST & EASY INSTALLATION			<u>ROUGH CUT THREADS</u> MAY BIND – SLOW DOWN INSTALLATION

GLOBAL TOGGLE BOLTS COVER EVERY NEED

STANDARD APPLICATION



STUD TYPE APPLICATION



- IDEAL FOR INSTALLATION WHERE FIXTURES REQUIRE PERIODIC REMOVAL
- REVERSE TOGGLE – RUN SCREW TO HEAD – ADD NUT



GLOBAL INDUSTRIAL PRODUCTS