

# ANCHORS

# GLOBAL LAG SHIELD


## FEATURES

- PRECISION DIE-CAST EXPANSION SHIELD OF RUST-PROOF ALLOY
- UNIQUE FOUR WAY EXPANSION ASSURES TIGHT FIT IN OUT-OF ROUND HOLES
- NO LUBRICATION NEEDED TO TURN LAG SCREW
- IN HARD MASONRY, THE SHORT LAG SHIELD MAY BE USED TO MINIMIZE DRILLING TIME
- IN SOFTER MASONRY, THE LONG LAG SHIELD WILL DEVELOP SUPERIOR HOLDING STRENGTH

## APPLICATIONS

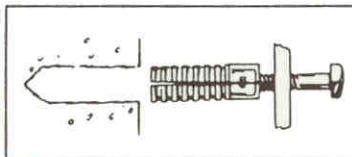
- IDEAL FOR LIGHT TO MEDIUM DUTY FASTENING IN CONCRETE, MORTAR JOINT, MASONRY AND BRICK

The screw length can be determined by adding the length of the lag shield, the thickness of material to be fastened plus 1/4", as the tip of the lag screw must protrude out from the bottom of the anchor to ensure proper expansion.

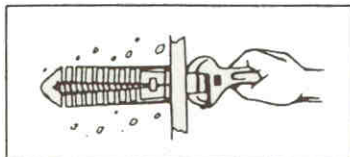


PART #	DESCRIPTION	PACK
L08-245070	1/4 SHORT LAG SHIELD	(FA)
L08-245072	5/16 SHORT LAG SHIELD	(FA)
L08-245074	3/8 SHORT LAG SHIELD	(FA)
L08-245076	1/2 SHORT LAG SHIELD	(CF)
L08-245078	5/8 SHORT LAG SHIELD	(BA)
L08-245080	3/4 SHORT LAG SHIELD	(BA)
L08-245082	1/4 LONG LAG SHIELD	(FA)
L08-245084	5/16 LONG LAG SHIELD	(FA)
L08-245086	3/8 LONG LAG SHIELD	(CF)
L08-245088	1/2 LONG LAG SHIELD	(CF)
L08-245090	5/8 LONG LAG SHIELD	(BA)
L08-245092	3/4 LONG LAG SHIELD	(BA)

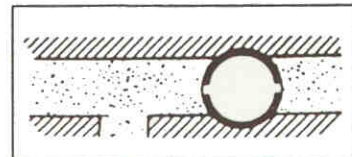
EASY TO USE:



Drill recommended hole size. Install anchor flush or slightly below surface.



Insert lag screw through fixture into anchor and tighten.



In mortar joints, place anchor between solid brick so sides bear against brick.



## GLOBAL INDUSTRIAL PRODUCTS